www.bracepl.com

Markets are constantly changing. Keep changing your bid accordingly. Find better bargains at BRAC EPL.

Knowledge in Investment

BRAC EPL
INVESTMENTS LIMITED
A subsidiary of BRAC BANK Ltd
WW Tower, Level 9, 68 Motijheel C/A, Dhaka 1000, Tel: +88 02 9514731-40

TRADED ISSUES February 28, 2011

Company -Catagory Mark Face Value/Market Lot | EPS | PE | BV | Latest Dividend :- YearEnd
DSE/CSE: Closing ⇓⇑ Change % LastDay | Average |Change ⇓⇑ %| High | Low # Trade Volume (Share)

BANK

AB Bank - A 100/5 E:104.91 P:8.59 BV:298.68 | 20%, 25%B :-1209
D: 901.5 ⇓ 6.29% 962.0 | 913.15 ⇓ 5.98% | 979.0 | 899.5 # 116650 #
C: 903.5 ⇓ 6.28% 964.0 | 914.93 ⇓ 6.10% | 965.0 | 901.5 # 27144 #
City Bank - A 100/5 E:20.85 P:26.41 BV:249.31 | 25%B :-1209
D: 550.8 ⇓ 6.97% 592.0 | 558.42 ⇓ 6.95% | 592.0 | 547.8 # 81005 #
C: 551.8 ⇓ 7.00% 593.3 | 561.20 ⇓ 6.29% | 600.0 | 549.0 # 8580 #
IFIC Bank - A 100/5 E:41.26 P:18.38 BV:192.56 | 25%B :-1209
D: 758.5 ⇓ 7.50% 820.0 | 762.73 ⇓ 8.02% | 782.5 | 758.5 # 22911 #
C: 764.8 ⇓ 7.50% 826.8 | 771.65 ⇓ 7.00% | 815.0 | 764.8 # 1543 #
Islami Bank - A 100/10 E:45.92 P:12.41 BV:262.88 | 20%B :-1209
D: 570.0 ⇓ 2.15% 582.5 | 572.66 ⇓ 1.88% | 583.0 | 565.5 # 111195 #
C: 569.0 ⇓ 2.61% 584.3 | 573.96 ⇓ 3.22% | 596.0 | 560.0 # 14863 #
National Bank - A 10/100 E:7.77 P:7.68 BV:22.21 | 95%B :-1210
D: 59.70 ⇓ 9.95% 66.30 | 59.79 ⇓ 10.12% | 65.10 | 59.70 # 1506300 #
C: 60.10 ⇓ 9.90% 66.70 | 60.62 ⇓ 9.45% | 64.00 | 60.10 # 178800 #
Pubali Bank - A 10/25 E:4.21 P:14.96 BV:19.14 | 30%B :-1209
D: 63.00 ⇓ 2.33% 64.50 | 62.86 ⇓ 4.10% | 65.10 | 61.60 # 695626 #
C: 62.60 ⇓ 4.13% 65.30 | 62.99 ⇓ 4.37% | 66.30 | 62.00 # 160875 #
Rupali Bank - Z 100/10 E:133.48 P:9.09 BV:-446.54 | No Div. :-1209
D: 1213 ⇓ 5.53% 1284 | 1214 ⇓ 5.86% | 1217 | 1204 # 1160 #

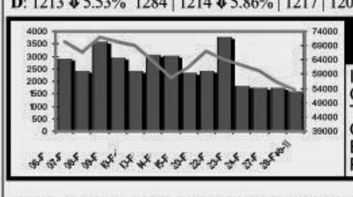

BANK
Index: 53422
Chn.: -5.15%
TO (MTk): 1578.06
Chn.: -8.19%
EPS: 45.74
PE: 11.88

UCBL - A 10/50 E:1.60 P:42.50 BV:17.31 | 30%B, 1R:1 :-1209
D: 68.00 ⇓ 9.93% 75.50 | 68.83 ⇓ 9.78% | 75.50 | 68.00 # 1048870 #
C: 67.90 ⇓ 9.95% 75.40 | 68.95 ⇓ 10.16% | 76.20 | 67.90 # 484450 #
Uttara Bank - A 10/25 E:4.61 P:20.15 BV:25.91 | 50%B :-1209
D: 92.90 ⇓ 4.33% 97.10 | 93.65 ⇓ 4.85% | 98.00 | 92.00 # 611995 #
C: 92.80 ⇓ 3.73% 96.40 | 93.55 ⇓ 5.48% | 97.00 | 92.00 # 112950 #
ICB Is. Bank-Z 10/500 E:-3.10 P:-4.03 BV:-6.67 | No Div. :-1209
D: 12.50 ⇓ 6.02% 13.30 | 12.80 ⇓ 3.54% | 13.70 | 12.40 # 905500 #
Eastern Bank - A 10/200 E:8.30 P:9.48 BV:41.37 | 55%B :-1210
D: 78.70 ⇓ 8.81% 86.30 | 79.64 ⇓ 9.16% | 85.00 | 77.70 # 429220 #
C: 78.10 ⇓ 9.19% 86.00 | 80.01 ⇓ 8.47% | 84.00 | 77.40 # 59200 #
Al Arafa Islami B-A 10/250 E:1.83 P:22.08 BV:7.62 | 30%B, 1R:1 :-1209
D: 40.40 ⇓ 0.74% 40.70 | 40.50 ⇓ 1.53% | 42.00 | 40.00 # 729740 #
C: 40.40 ⇓ 1.22% 40.90 | 40.89 ⇓ 0.54% | 42.80 | 39.30 # 261500 #
Prime Bank-A 10/250 E:5.69 P:9.42 BV:29.03 | 35%B, 5% :-1210
D: 53.60 ⇓ 2.01% 54.70 | 52.68 ⇓ 4.79% | 55.70 | 51.50 # 1207801 #
C: 52.50 ⇓ 3.67% 54.50 | 52.41 ⇓ 4.67% | 55.20 | 50.00 # 74750 #
Southeast Bank-A 100/50 E:45.20 P:7.82 BV:247.38 | 20%B,10% :-1210
D: 353.3 ⇓ 3.02% 364.3 | 356.06 ⇓ 4.11% | 367.8 | 352.0 # 356800 #
C: 354.8 ⇓ 2.87% 365.3 | 355.63 ⇓ 4.09% | 370.0 | 350.0 # 77814 #
Dhaka Bank - A 10/100 E:6.31 P:8.78 BV:24.74 | 35%B :-1210
D: 55.40 ⇓ 2.64% 56.90 | 55.07 ⇓ 3.67% | 57.00 | 52.00 # 328101 #
C: 54.50 ⇓ 5.22% 57.50 | 54.15 ⇓ 5.63% | 57.60 | 52.10 # 47400 #
N C C Bank - A 10/250 E:3.82 P:11.15 BV:17.97 | 47%B :-1209
D: 42.60 ⇓ 5.75% 45.20 | 42.84 ⇓ 6.22% | 45.70 | 42.10 # 953755 #
C: 42.90 ⇓ 5.51% 45.40 | 43.21 ⇓ 5.90% | 46.00 | 42.20 # 380000 #
Social Invest. B-A 10/250 E:1.84 P:20.60 BV:13.21 | 11%B :-1209
D: 37.90 ⇓ 2.32% 38.80 | 37.68 ⇓ 5.16% | 39.20 | 36.50 # 927905 #
C: 37.80 ⇓ 4.06% 39.40 | 37.64 ⇓ 6.34% | 39.40 | 36.90 # 282500 #
Dutch Bangla B- A 100/50 E:100.12 P:11.18 BV:350.05 | 30% :-1210
D: 1119 ⇓ 6.24% 1194 | 1119 ⇓ 6.77% | 1120 | 1119 # 3700 #
C: 1129 ⇓ 6.07% 1202 | 1129 ⇓ 6.24% | 1130 | 1127 # 150 #
MutualTrust Bank-A 100/50 E:38.86 P:8.03 BV:172.16 | 20%B :-1210
D: 312.0 ⇓ 5.38% 329.8 | 316.88 ⇓ 4.63% | 340.0 | 308.0 # 90800 #
C: 306.0 ⇓ 7.62% 331.3 | 312.99 ⇓ 6.13% | 325.0 | 305.0 # 3271 #
Standard Bank -A 100/50 E:28.90 P:12.02 BV:159.67 | 20%B :-1209
D: 347.3 ⇓ 4.21% 362.5 | 351.70 ⇓ 4.77% | 364.3 | 344.0 # 144660 #
C: 350.3 ⇓ 3.91% 364.5 | 351.12 ⇓ 5.34% | 370.0 | 334.0 # 29874 #
One Bank -A 100/50 E:91.75 P:7.69 BV:236.45 | 55%B :-1210
D: 706.0 ⇓ 5.43% 746.5 | 707.24 ⇓ 6.79% | 744.5 | 695.0 # 117170 #
C: 709.3 ⇓ 4.89% 745.8 | 710.82 ⇓ 5.33% | 727.5 | 695.0 # 8350 #
Bank Asia -A 100/50 E:64.26 P:10.68 BV:235.12 | 40%B :-1210
D: 686.0 ⇓ 1.01% 693.0 | 675.51 ⇓ 3.00% | 699.0 | 655.5 # 40960 #
C: 664.8 ⇓ 2.28% 680.3 | 667.03 ⇓ 2.76% | 700.0 | 630.0 # 1300 #
Mercantile Bank -A 100/50 E:41.04 P:7.91 BV:206.93 | 22%B :-1210
D: 324.5 ⇓ 5.26% 342.5 | 328.84 ⇓ 5.32% | 340.0 | 322.0 # 102097 #
C: 326.5 ⇓ 4.46% 341.8 | 329.26 ⇓ 4.55% | 338.0 | 325.0 # 31561 #
EXIM Bank-A 10/100 E:3.47 P:11.76 BV:13.78 | 35%B :-1209
D: 40.80 ⇓ 3.09% 42.10 | 41.00 ⇓ 2.43% | 43.00 | 39.80 # 1019895 #
C: 41.00 ⇓ 2.38% 42.00 | 41.10 ⇓ 2.26% | 42.00 | 35.00 # 130536 #
Jamuna Bank -A 10/250 E:4.13 P:8.60 BV:17.85 | 37.5%B :-1209
D: 35.50 ⇑ 0.57% 35.30 | 35.14 ⇓ 1.68% | 37.00 | 34.00 # 496223 #
C: 35.40 ⇓ 0.56% 35.60 | 35.14 ⇓ 2.12% | 36.40 | 33.50 # 65959 #
Brac Bank -A 100/50 E:60.39 P:8.25 BV:332.91 | 10%,20%B :-1210
D: 498.3 ⇓ 2.30% 510.0 | 499.88 ⇓ 3.08% | 512.5 | 490.3 # 135307 #
C: 495.0 ⇓ 2.22% 506.3 | 497.25 ⇓ 3.19% | 509.0 | 475.0 # 13000 #
Shahjalal Islami -A 10/50 E:3.13 P:14.95 BV:14.38 | 25%B :-1209
D: 46.80 ⇓ 3.90% 48.70 | 47.03 ⇓ 4.64% | 49.00 | 46.10 # 777500 #
C: 46.60 ⇓ 3.72% 48.40 | 46.93 ⇓ 4.69% | 48.40 | 46.00 # 141050 #
Premier Bank -N 10/250 E:3.73 P:11.26 BV:14.42 | 30%B :-1209
D: 42.00 ⇓ 2.78% 43.20 | 42.54 ⇓ 3.36% | 44.40 | 41.80 # 1030460 #
C: 42.10 ⇓ 2.32% 43.10 | 42.54 ⇓ 3.99% | 45.00 | 41.00 # 171900 #
Trust Bank-A 100/50 E:27.55 P:15.95 BV:169.32 | 20%B :-1209
D: 439.5 ⇓ 4.87% 462.0 | 446.59 ⇓ 4.32% | 467.0 | 432.3 # 63896 #
C: 434.0 ⇓ 6.16% 462.5 | 440.90 ⇓ 5.02% | 450.3 | 428.0 # 1750 #
First Secu. Bk-A 10/100 E:1.08 P:25.74 BV:2.61 | 10%B :-1209
D: 27.80 ⇓ 1.42% 28.20 | 27.86 ⇓ 1.59% | 28.90 | 27.10 # 443320 #
C: 27.70 ⇓ 1.42% 28.10 | 27.75 ⇓ 2.19% | 28.80 | 27.20 # 209520 #

NON BANKING F I

IDLC Fin. -A 100/20 E:134.26 P:25.60 BV:438.00 | 35%,65%B :-1210
D: 3437 ⇓ 5.00% 3618 | 3466 ⇓ 5.84% | 3600 | 3437 # 11040 #
C: 3465 ⇓ 5.00% 3647 | 3474 ⇓ 6.33% | 3680 | 3465 # 536 #
United Leasing - A 100/20 E:30.71 P:35.87 BV:235.35 | 7.5%, 1B:1 :-1209
D: 1102 ⇓ 6.22% 1175 | 1109 ⇓ 6.83% | 1179 | 1101 # 14320 #
Uttara Finance -A 10/50 E:12.51 P:17.35 BV:52.21 | 25%B :-1209
D: 217.1 ⇓ 8.74% 237.9 | 219.66 ⇓ 10.22% | 228.9 | 217.1 # 102250 #
C: 217.4 ⇓ 8.69% 238.1 | 220.68 ⇓ 8.97% | 228.0 | 217.3 # 5950 #
Midas Financing-A 100/50 E:12.89 P:83.98 BV:90.48 | 35%B :-610
D: 1083 ⇓ 2.01% 1105 | 1075 ⇓ 2.73% | 1150 | 1036 # 6577 #
C: 1072 ⇓ 4.82% 1126 | 1072 ⇓ 4.82% | 1120 | 1060 # 250 #
First LeaseA 100/50 E:25.89 P:36.91 BV:322.86 | 75%B :-1209
D: 955.5 ⇓ 6.23% 1019 | 957.18 ⇓ 6.82% | 975.0 | 955.5 # 21611 #
C: 957.5 ⇓ 6.24% 1021 | 976.36 ⇓ 4.41% | 1022 | 957.5 # 350 #
People`sLeas.-A 10/100 E:3.56 P:59.27 BV:12.32 | 38.5%B :-1209
D: 211.0 ⇓ 8.46% 230.5 | 214.51 ⇓ 10.02% | 232.0 | 210.4 # 1180900 #
C: 211.4 ⇓ 8.25% 230.4 | 215.39 ⇓ 9.21% | 230.5 | 210.3 # 76200 #
Prime Finance-A 10/50 E:19.13 P:17.32 BV:38.65 | 80%B :-1210
D: 331.3 ⇓ 5.59% 350.9 | 338.41 ⇓ 8.60% | 350.0 | 321.0 # 272900 #
C: 329.8 ⇓ 6.52% 352.8 | 337.01 ⇓ 8.77% | 355.0 | 322.5 # 32300 #
Premier Leasing-A 100/50 E:19.53 P:31.71 BV:137.40 | 15%B :-1209
D: 619.3 ⇓ 7.47% 669.3 | 621.82 ⇓ 8.67% | 670.3 | 619.3 # 32950 #
C: 625.8 ⇓ 7.40% 675.8 | 625.85 ⇓ 8.27% | 627.0 | 625.3 # 2950 #
Islamic Finance-A 100/50 E:23.70 P:22.14 BV:136.63 | 25%B :-1209
D: 524.8 ⇓ 7.41% 566.8 | 528.69 ⇓ 7.94% | 549.5 | 524.3 # 35100 #
C: 538.0 ⇓ 7.48% 581.5 | 542.50 ⇓ 7.51% | 565.0 | 538.0 # 3200 #
LankaBangla Fin. -A 10/500 E:7.59 P:42.48 BV:23.03 | 55%B :-1210
D: 322.4 ⇓ 6.63% 345.3 | 321.21 ⇓ 9.13% | 335.0 | 315.1 # 267000 #
C: 318.8 ⇓ 7.97% 346.4 | 319.42 ⇓ 9.24% | 322.0 | 316.1 # 16000 #
B I F C -A 100/50 E:28.03 P:22.81 BV:124.90 | 22.5%B :-1209
D: 639.3 ⇓ 7.32% 689.8 | 643.10 ⇓ 7.20% | 668.0 | 638.8 # 7426 #
C: 658.8 ⇓ 7.25% 710.3 | 658.80 ⇓ 7.24% | 660.0 | 657.0 # 250 #
I P D C -A 100/50 E:12.84 P:26.58 BV:214.08 | 10%B :-1209
D: 341.3 ⇓ 8.27% 372.0 | 347.01 ⇓ 7.60% | 363.0 | 339.5 # 18403 #
C: 339.0 ⇓ 8.50% 370.5 | 343.08 ⇓ 9.30% | 369.0 | 338.3 # 2100 #
Union Capital -A 10/500 E:3.56 P:49.69 BV:11.91 | 30%B :-1209
D: 176.9 ⇓ 8.67% 193.7 | 181.63 ⇓ 8.21% | 194.0 | 176.3 # 604650 #
C: 180.6 ⇓ 8.83% 198.1 | 185.86 ⇓ 6.17% | 196.0 | 180.6 # 28500 #

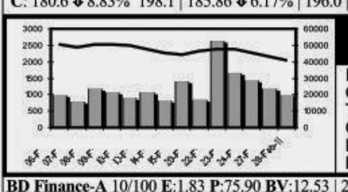

NBFI
Index: 41081
Chn.: -4.58%
TO (MTk): 969.68
Chn.: -17.68%
EPS: 50.87
PE: 32.00

BD Finance-A 10/100 E:1.83 P:75.90 BV:12.53 | 20%B :-1209
D: 138.9 ⇓ 9.45% 153.4 | 141.15 ⇓ 9.99% | 150.0 | 138.1 # 352200 #
C: 140.3 ⇓ 9.13% 154.4 | 141.97 ⇓ 10.04% | 155.0 | 139.0 # 68100 #
Intl. Leasing-A 100/50 E:46.87 P:43.36 BV:206.85 | 60%B :-1210
D: 2033 ⇓ 4.99% 2139 | 2034 ⇓ 5.62% | 2160 | 2033 # 18324 #
C: 2054 ⇓ 4.63% 2154 | 2054 ⇓ 6.03% | 2100 | 2046 # 700 #
Phoenix Fin.-A 100/50 E:23.67 P:52.33 BV:156.65 | 30%B :-1209
D: 1239 ⇓ 5.85% 1316 | 1241 ⇓ 6.47% | 1260 | 1234 # 9250 #
Fidelity Assets-A 100/50 E:19.05 P:24.48 BV:124.50 | 15%B :-1208
D: 466.3 ⇓ 7.31% 503.0 | 467.15 ⇓ 7.37% | 480.0 | 465.5 # 8250 #
C: 464.5 ⇓ 7.47% 502.0 | 464.61 ⇓ 9.10% | 465.0 | 464.5 # 450 #
Delta Brac HFCL-N 100/50 E:59.20 P:24.83 BV:238.40 | 10%, 25%B :-610
D: 1470 ⇓ 5.85% 1561 | 1470 ⇓ 6.22% | 1498 | 1464 # 4600 #
National H Fin.-N 100/50 E:20.01 P:36.43 BV:124.56 | 17.5% :-1209
D: 729.0 ⇓ 4.64% 764.5 | 804.82 ⇑ 4.69% | 821.0 | 712.0 # 12450 #
C: 756.0 ⇓ 7.44% 816.8 | 756.00 ⇓ 7.44% | 756.0 | 756.0 # 100 #
Bay Leasing -A 100/50 E:25.59 P:74.42 BV:306.33 | 50%B :-1209
D: 1905 ⇓ 4.99% 2005 | 1906 ⇓ 5.25% | 2000 | 1905 # 48650 #
C: 1922 ⇓ 4.90% 2021 | 1922 ⇓ 4.90% | 1950 | 1920 # 2450 #

INVESTMENT

ICB -A 100/50 E:68.18 P:43.07 BV:230.00 | 15%, 25%B :-610
D: 2936 ⇓ 4.75% 3083 | 2966 ⇓ 3.76% | 3090 | 2929 # 1650 #
1st ICB M F -A 100/5 E:385.24 P:25.44 BV:3217.58 | 400% :-610
D: 9800 ⇑ 1.04% 9699 | 9800 ⇑ 1.04% | 9800 | 9800 # 5 #
2nd ICB M F -A 100/5 E:135.55 P:26.17 BV:480.33 | 200% :-609
D: 3547 ⇓ 0.26% 3557 | 3556 ⇓ 0.05% | 3550 | 3545 # 45 #
5th ICB M F-A 100/10 E:78.56 P:23.99 BV:508.06 | 100% :-609
D: 1885 ⇓ 0.79% 1900 | 1889 ⇓ 0.58% | 1920 | 1805 # 90 #
6th ICB M F-A 100/10 E:50.00 P:11.25 BV:196.03 | 75% :-609
D: 562.5 ⇓ 3.10% 580.5 | 562.75 ⇓ 3.08% | 612.0 | 550.0 # 510 #
8th ICB M F-A 100/50 E:42.85 P:15.54 BV:215.35 | 65% :-609
D: 665.8 ⇓ 1.66% 677.0 | 666.15 ⇓ 1.62% | 675.0 | 664.0 # 650 #
1st BSRS M F-A 100/50 E:18.87 P:61.92 BV:139.55 | 15% :-609
D: 1169 ⇓ 5.38% 1235 | 1168 ⇓ 5.42% | 1225 | 1160 # 850 #
AIMS First -A 1/2500 E:0.36 P:18.53 BV:2.25 | 10%1B:5 :-607
D: 6.67 ⇓ 3.19% 6.89 | 6.73 ⇓ 3.17% | 6.91 | 6.60 # 1696000 #
C: 6.69 ⇓ 3.46% 6.93 | 6.77 ⇓ 2.73% | 7.00 | 6.65 # 600750 #
ICB A. IslamicMF-A 100/50 E:26.60 P:10.52 BV:142.70 | 35% :-610
D: 279.8 ⇓ 1.24% 283.3 | 280.00 ⇓ 1.26% | 282.0 | 276.0 # 1300 #
Grameen M F 1-A 10/500 E:3.45 P:18.26 BV:34.65 | 71% :-609
D: 63.00 ⇓ 7.62% 68.20 | 64.87 ⇓ 7.08% | 69.80 | 62.00 # 227500 #
C: 65.00 ⇓ 6.34% 69.40 | 64.98 ⇓ 6.40% | 67.90 | 63.00 # 14000 #

ICB A. 1st NRB -A 100/50 E:25.44 P:14.01 BV:112.76 | 35% :-610
D: 356.5 ⇓ 5.69% 378.0 | 357.00 ⇓ 5.61% | 366.5 | 350.0 # 1000 #
C: 350.3 ⇓ 6.91% 376.3 | 350.25 ⇓ 6.91% | 350.3 | 350.3 # 150 #
ICB A. 2nd NRB -A 100/50 E:14.15 P:12.10 BV:100.00 | 22.0% :-610
D: 171.3 ⇓ 0.72% 172.5 | 170.96 ⇓ 2.14% | 174.5 | 168.0 # 44900 #
C: 172.0 ⇓ 0.15% 172.3 | 173.81 ⇑ 1.30% | 188.0 | 171.0 # 2000 #
Grameen1:Sch.2 -A 10/500 E:1.20 P:16.00 BV:12.70 | 11.50% :-609
D: 19.20 ⇓ 2.04% 19.60 | 19.31 ⇓ 3.26% | 20.40 | 18.90 # 538500 #
C: 19.20 ⇓ 2.04% 19.60 | 19.33 ⇓ 3.45% | 20.00 | 18.90 # 104500 #
Prime Fin. 1st MF-A 10/500 E:1.40 P:12.71 BV:10.00 | 12.5% :-609
D: 17.80 ⇓ 4.81% 18.70 | 18.07 ⇓ 6.42% | 18.70 | 17.50 # 184000 #
C: 18.20 ⇓ 8.08% 19.80 | 17.99 ⇓ 9.19% | 18.40 | 17.90 # 10000 #
EBL 1st MF-A 10/500 E:0.00 P: BV:10.00 | :-
D: 12.60 ⇓ 1.56% 12.80 | 12.69 ⇓ 2.16% | 12.90 | 12.50 # 189500 #
C: 12.70 ⇓ 1.55% 12.90 | 12.65 ⇓ 3.21% | 13.20 | 12.50 # 20500 #
AMCL 2nd MF-A 100/50 E:0.00 P: BV:100.00 | 14% :-610
D: 125.3 ⇑ 0.00% 125.3 | 122.99 ⇓ 2.02% | 126.8 | 121.0 # 20750 #
C: 122.8 ⇓ 0.20% 123.0 | 122.68 ⇓ 0.20% | 127.0 | 120.8 # 550 #
ICB Emp.PMF-A 10/500 E:0.00 P: BV:10.00 | 11.50% :-610
D: 10.80 ⇑ 0.00% 10.80 | 10.89 ⇓ 1.18% | 11.30 | 10.70 # 270500 #
C: 10.90 ⇓ 1.80% 11.10 | 10.80 ⇓ 2.61% | 11.10 | 10.60 # 17500 #
Trust Bk 1st MF-A 10/500 E:0.00 P: BV:10.00 | :-
D: 10.60 ⇓ 2.75% 10.90 | 10.73 ⇓ 2.45% | 11.10 | 10.60 # 854500 #
C: 10.70 ⇓ 1.83% 10.90 | 10.82 ⇓ 1.81% | 11.10 | 10.60 # 150000 #
Prime Bk 1st MF-A 10/500 E:0.00 P: BV:10.00 | 10% :-610
D: 9.80 ⇑ 2.08% 9.60 | 9.89 ⇓ 0.10% | 10.10 | 9.40 # 123000 #
C: 9.90 ⇑ 2.06% 9.70 | 9.90 ⇓ 0.10% | 10.20 | 9.60 # 2500 #
DBH 1st MF-A 10/500 E:0.00 P: BV:10.00 | 7% :-610
D: 11.20 ⇓ 3.45% 11.60 | 11.34 ⇓ 4.06% | 11.70 | 11.00 # 1317500 #
C: 11.40 ⇓ 3.39% 11.80 | 11.36 ⇓ 3.48% | 11.90 | 11.10 # 56000 #

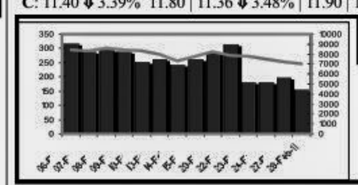

I'VEST
Index: 7075
Chn.: -1.82%
TO (MTk): 156.65
Chn.: -21.30%
EPS: 35.57
PE: 31.77

IFIC 1st MF-A 10/500 E:0.00 P: BV:10.00 | :-
D: 10.60 ⇓ 0.93% 10.70 | 10.69 ⇓ 1.20% | 10.90 | 10.20 # 484500 #
C: 10.80 ⇑ 0.00% 10.80 | 10.62 ⇓ 0.75% | 10.90 | 10.30 # 15000 #
Phoenix Fin. 1st MF-A 10/500 E:0.00 P: BV:10.00 | :-
D: 11.20 ⇓ 6.67% 12.00 | 11.42 ⇓ 6.47% | 11.90 | 11.10 # 70500 #
C: 11.70 ⇑ 0.86% 11.60 | 11.63 ⇓ 3.49% | 12.40 | 11.10 # 6500 #
ICB AMCL3rd NRB MF-A 10/500 E:0.00 P: BV:10.00 | :-
D: 9.60 ⇓ 2.04% 9.80 | 9.68 ⇓ 2.52% | 10.00 | 9.50 # 625500 #
C: 9.60 ⇓ 4.00% 10.00 | 9.77 ⇓ 2.50% | 10.00 | 9.50 # 48500 #
1st Janata Bank MF-A 10/500 E:0.00 P: BV:0.00 | :-
D: 8.50 ⇓ 2.30% 8.70 | 8.73 ⇓ 2.13% | 9.30 | 8.40 # 1463500 #
C: 8.60 ⇓ 3.37% 8.90 | 8.66 ⇓ 3.02% | 9.00 | 8.30 # 139500 #
Green Delta M.F.-A 10/500 E:0.00 P: BV:0.00 | :-
D: 8.40 ⇓ 4.55% 8.80 | 8.63 ⇓ 3.90% | 9.20 | 8.20 # 724000 #
C: 8.70 ⇓ 2.25% 8.90 | 8.76 ⇓ 2.88% | 9.10 | 8.30 # 40000 #
Popular Life 1st M.F.-A 10/500 E:0.00 P: BV:0.00 | :-
D: 7.70 ⇑ 0.00% 7.70 | 7.83 ⇓ 1.39% | 8.10 | 7.70 # 1579500 #
C: 7.80 ⇑ 0.00% 7.80 | 7.79 ⇓ 1.64% | 7.90 | 7.70 # 83000 #
IFIL Islamic M.F.1-A 10/500 E:0.00 P: BV:0.00 | :-
D: 7.40 ⇓ 6.33% 7.90 | 7.60 ⇓ 5.12% | 8.10 | 7.30 # 301000 #
C: 7.60 ⇓ 3.80% 7.90 | 7.69 ⇓ 4.35% | 8.10 | 7.50 # 82000 #
PHP 1st M. F.-A 10/500 E:0.00 P: BV:0.00 | :-
D: 7.80 ⇑ 0.00% 7.80 | 7.88 ⇓ 1.13% | 8.30 | 7.70 # 914000 #
C: 8.00 ⇓ 2.44% 8.20 | 7.98 ⇓ 1.72% | 8.20 | 7.80 # 149000 #
AIBL 1st Is. M. F.-A 10/500 E:0.00 P: BV:0.00 | :-
D: 9.10 ⇓ 6.19% 9.70 | 9.15 ⇓ 5.77% | 9.80 | 8.90 # 13000 #
MBL 1st M. F.-A 10/500 E:0.00 P: BV:0.00 | :-
D: 9.00 ⇑ 1.12% 8.90 | 9.00 ⇑ 0.22% | 9.00 | 9.00 # 500 #

ENGINEERING

Aftab Auto.-A 10/50 E:15.08 P:11.53 BV:55.51 | 10%, 30%B :-810
D: 173.8 ⇓ 9.10% 191.2 | 175.55 ⇓ 10.10% | 187.0 | 173.8 # 512708 #
C: 174.6 ⇓ 8.87% 191.6 | 177.48 ⇓ 9.79% | 192.0 | 174.1 # 111795 #
Aziz PipesZ 100/5 E:6.20 P:53.23 BV:-375.16 | No Div. :-1209
D: 330.0 ⇓ 8.59% 361.0 | 332.82 ⇓ 8.43% | 359.0 | 329.5 # 1310 #
C: 341.0 ⇓ 6.83% 366.0 | 340.93 ⇓ 6.85% | 365.0 | 334.0 # 70 #
Olympic Ind. -A 100/50 E:54.89 P:21.18 BV:144.42 | 10%, 50%B :-610
D: 1163 ⇓ 6.17% 1239 | 1191 ⇓ 6.77% | 1250 | 1162 # 8661 #
C: 1197 ⇓ 6.16% 1275 | 1196 ⇓ 6.18% | 1200 | 1196 # 250 #
Bangladesh Lamps -A 100/5 E:81.17 P:22.13 BV:389.27 | 35% :-1209
D: 1797 ⇓ 5.24% 1896 | 1797 ⇓ 5.87% | 1800 | 1796 # 325 #
Eastern Cables-B 100/10 E:0.78 P:707.4 BV:156.76 | 5% :-1209
D: 551.8 ⇓ 3.12% 569.5 | 551.43 ⇓ 2.71% | 565.0 | 535.8 # 4550 #
C: 537.5 ⇓ 3.33% 556.0 | 537.62 ⇓ 2.99% | 550.0 | 522.0 # 290 #
Monno Stafllers -A 100/5 E:38.82 P:51.52 BV:372.50 | 10% :-1209
D: 2000 ⇓ 4.56% 2096 | 2000 ⇓ 4.56% | 2000 | 2000 # 10 #
Singer BD -A 100/5 E:176.83 P:27.20 BV:481.68 | 30% :-1209
D: 4809 ⇓ 3.75% 4996 | 4809 ⇓ 3.79% | 4810 | 4809 # 820 #
C: 4858 ⇓ 3.63% 5041 | 4858 ⇓ 3.62% | 4900 | 4852 # 40 #
Atlas BD-A 10/50 E:16.19 P:16.13 BV:39.28 | 100%, 1B:3 :-610
D: 261.1 ⇓ 3.15% 269.6 | 258.72 ⇓ 4.41% | 270.0 | 252.0 # 17784 #
BD. Autocars -B 100/5 E:5.37 P:52.28 BV:57.62 | 5%B :-610
D: 280.8 ⇓ 6.57% 300.5 | 284.62 ⇓ 5.15% | 310.0 | 278.0 # 260 #
Quasem Drycells -A 10/500 E:1.74 P:34.31 BV:22.53 | 20%B :-610
D: 59.70 ⇓ 8.15% 65.00 | 60.91 ⇓ 9.35% | 68.00 | 58.50 # 219600 #
C: 61.50 ⇓ 8.62% 67.30 | 62.21 ⇓ 7.54% | 64.00 | 60.60 # 7000 #
Renwick Jaineswar-B 100/5 E:35.57 P:16.53 BV:-273.62 | 10% :-609
D: 588.0 ⇓ 6.81% 631.0 | 589.09 ⇓ 6.67% | 630.0 | 583.8 # 275 #
National Tubes -A 100/10 E:35.70 P:24.45 BV:297.85 | 25% :-610
D: 873.0 ⇓ 5.90% 927.8 | 878.41 ⇓ 5.20% | 921.0 | 866.0 # 1255 #
BD. Thai Alum -A 100/10 E:34.02 P:18.37 BV:495.60 | 20%B :-1209
D: 625.0 ⇓ 7.44% 675.3 | 631.25 ⇓ 7.48% | 697.8 | 624.8 # 12800 #
C: 622.8 ⇓ 7.36% 672.3 | 628.87 ⇓ 7.33% | 656.0 | 622.0 # 1480 #
Anwar Galvanizing -Z 100/50 E:0.13 P:1823 BV:75.55 | No Div. :-610
D: 237.0 ⇓ 6.69% 254.0 | 237.14 ⇓ 6.91% | 245.0 | 232.5 # 1400 #
Kay & Que (BD) -A 100/50 E:2.72 P:106.1 BV:331.18 | 5%B :-1209
D: 288.5 ⇑ 4.53% 276.0 | 290.68 ⇑ 3.97% | 300.0 | 259.0 # 4400 #
C: 290.8 ⇓ 1.11% 294.0 | 290.63 ⇓ 1.15% | 315.0 | 268.5 # 300 #
Rangpur Foundry -A 10/500 E:2.11 P:35.45 BV:15.14 | 20.50% :-1209
D: 74.80 ⇓ 2.73% 76.90 | 75.50 ⇓ 1.33% | 79.00 | 74.00 # 20000 #
C: 71.80 ⇓ 2.97% 74.00 | 71.83 ⇓ 4.49% | 72.00 | 71.50 # 4000 #

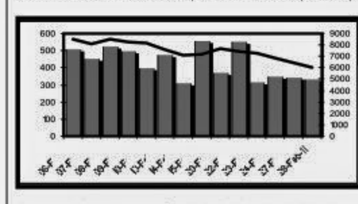

ENGG
Index: 6060
Chn.: -5.75%
TO (MTk): 329.59
Chn.: -2.65%
EPS: 46.36
PE: 23.47

S. Alam Steel -A 100/50 E:20.75 P:17.52 BV:226.50 | 5%, 10%B :-910
D: 363.5 ⇓ 5.77% 385.8 | 368.66 ⇓ 7.17% | 388.0 | 357.0 # 23656 #
C: 366.5 ⇓ 4.62% 384.3 | 370.70 ⇓ 6.31% | 395.0 | 363.0 # 6550 #
Golden Son -A 10/500 E:1.08 P:57.59 BV:24.70 | 12.50%B :-1209
D: 62.20 ⇓ 2.66% 63.90 | 62.25 ⇓ 4.70% | 65.00 | 61.00 # 799874 #
C: 61.90 ⇓ 2.37% 63.40 | 62.92 ⇓ 1.96% | 64.70 | 61.00 # 26000 #
BSRM Steels-A 100/50 E:34.43 P:35.58 BV:7.50 | 15%B :-1209
D: 1225 ⇓ 6.24% 1307 | 1228 ⇓ 6.35% | 1300 | 1225 # 43050 #
C: 1225 ⇓ 6.24% 1307 | 1227 ⇓ 6.21% | 1245 | 1225 # 3850 #
Navana CNG-A 10/100 E:6.68 P:19.18 BV:20.24 | 10%, 20%B :-310
D: 128.1 ⇓ 4.69% 134.4 | 128.08 ⇓ 6.43% | 135.0 | 123.0 # 109220 #
C: 128.0 ⇓ 5.33% 135.2 | 128.41 ⇓ 6.19% | 137.0 | 125.1 # 34940 #
Deshbandhu Polymer-N 10/500 E:3.47 P:15.33 BV:13.63 | :-
D: 53.20 ⇓ 5.17% 56.10 | 53.21 ⇓ 6.63% | 56.00 | 51.50 # 472000 #
C: 53.20 ⇓ 5.17% 56.10 | 53.87 ⇓ 6.30% | 57.00 | 51.70 # 82500 #
National Polymer -A 100/10 E:24.27 P:21.50 BV:411.86 | 18% :-610
D: 521.8 ⇓ 6.83% 560.0 | 525.93 ⇓ 6.38% | 550.0 | 518.0 # 1350 #
C: 520.0 ⇓ 5.71% 551.5 | 524.81 ⇓ 4.85% | 554.5 | 520.0 # 160 #

FOOD & ALLIED

Apex FoodsA 100/5 E:15.01 P:44.57 BV:704.00 | 12% :-610
D: 669.0 ⇓ 5.64% 709.0 | 672.22 ⇓ 5.95% | 698.0 | 662.0 # 540 #
Bangas -A 100/5 E:14.61 P:62.25 BV:134.45 | 25%B :-610
D: 909.5 ⇓ 6.31% 970.8 | 912.12 ⇓ 6.03% | 970.0 | 908.3 # 330 #
BATBCL -A 10/50 E:34.48 P:15.95 BV:56.04 | 300% :-1209
D: 549.9 ⇓ 6.59% 588.7 | 563.14 ⇓ 4.96% | 588.0 | 545.0 # 23550 #
C: 540.9 ⇓ 5.11% 570.0 | 540.88 ⇓ 5.11% | 541.5 | 540.0 # 201 #
GeminiSeaFood A 100/5 E:36