www.bracepl.com

Markets are constantly changing. Keep changing your bid accordingly. Find better bargains at BRAC EPL.

*Knowledge in Investment*

BRAC EPL
INVESTMENTS LIMITED
A subsidiary of BRAC BANK Ltd
WW Tower, Level 9, 68 Motijheel C/A, Dhaka 1000, Tel: +88 02 9514731-40

# WEEKLY TRADED ISSUES February 20 - 24, 2011

Company -Catagory Mark Face Value/Market Lot | EPS | PE | BV | Latest Dividend :- YearEnd
DSE/CSE: Closing ⇓⇑ Change % LastDay | Average |Change ⇓⇑ %| High | Low # Trade Volume (Share)

## BANK

**AB Bank - A** 100/5 E:104.91 P:9.77 BV:298.68 | 20%, 25%B :-1209
D: 1025 ⇓ 5.73% 1087 | 1042 ⇓ 0.14% | 1199 | 1020 # 386044 #
C: 1028 ⇓ 5.27% 1086 | 1042 ⇓ 1.26% | 1195 | 1020 # 80596 #

**City Bank - A** 100/5 E:20.85 P:30.38 BV:249.31 | 25%B :-1209
D: 633.5 ⇓ 2.09% 647.0 | 638.29 ⇑ 3.60% | 730.0 | 625.0 # 277979 #
C: 628.8 ⇓ 3.16% 649.3 | 634.43 ⇑ 1.36% | 735.0 | 621.0 # 31534 #

**IFIC Bank - A** 100/5 E:41.26 P:21.38 BV:192.56 | 25%B :-1209
D: 882.3 ⇓ 6.74% 946.0 | 901.47 ⇓ 0.96% | 1049 | 875.0 # 82896 #
C: 889.0 ⇓ 5.98% 945.5 | 900.17 ⇓ 0.71% | 1045 | 880.0 # 9320 #

**Islami Bank - A** 100/10 E:45.92 P:13.06 BV:262.88 | 20%B :-1209
D: 599.5 ⇑ 0.80% 594.8 | 598.38 ⇑ 1.83% | 678.0 | 586.3 # 327082 #
C: 594.3 ⇓ 0.25% 595.8 | 594.92 ⇑ 1.53% | 666.0 | 590.0 # 41646 #

**National Bank - A** 10/100 E:7.77 P:9.47 BV:22.21 | 95%B :-1210
D: 73.60 ⇓ 53.86% 159.5 | 75.34 ⇓ 51.45% | 179.0 | 73.60 # 9655635 #
C: 74.10 ⇓ 53.37% 158.9 | 75.92 ⇓ 51.19% | 178.9 | 74.10 # 1212780 #

**Pubali Bank - A** 10/25 E:4.21 P:16.44 BV:19.14 | 30%B :-1209
D: 69.20 ⇓ 3.49% 71.70 | 69.29 ⇓ 0.09% | 84.00 | 67.90 # 3203974 #
C: 69.30 ⇓ 2.94% 71.40 | 69.45 ⇑ 0.96% | 84.50 | 68.50 # 736725 #

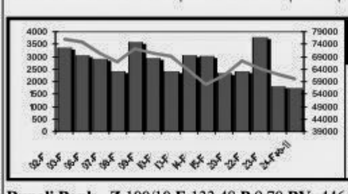


**Rupali Bank - Z** 100/10 E:133.48 P:9.70 BV:-446.54 | No Div. :-1209
D: 1295 ⇑ 2.45% 1264 | 1294 ⇑ 1.46% | 1380 | 1272 # 7880 #
C: 1300 ⇑ 6.91% 1216 | 1300 ⇑ 6.91% | 1373 | 1250 # 530 #

**UCBL - A** 10/50 E:1.60 P:52.31 BV:17.31 | 30%B, 1R:1 :-1209
D: 83.70 ⇓ 43.18% 147.3 | 85.27 ⇓ 42.31% | 98.10 | 83.00 # 4887370 #
C: 83.70 ⇓ 43.06% 147.0 | 85.97 ⇓ 41.81% | 98.00 | 82.70 # 1717840 #

**Uttara Bank - A** 10/25 E:4.61 P:22.73 BV:25.91 | 50%B :-1209
D: 104.8 ⇓ 2.60% 107.6 | 105.59 ⇑ 6.86% | 125.0 | 103.4 # 2730820 #
C: 104.8 ⇓ 2.42% 107.4 | 105.50 ⇑ 4.08% | 125.0 | 103.7 # 345525 #

**ICB Is. Bank-Z** 10/500 E:-3.10 P:-4.48 BV:-6.67 | No Div. :-1209
D: 13.90 ⇓ 2.11% 14.20 | 13.87 ⇓ 1.56% | 16.60 | 13.30 # 1648200 #

**Eastern Bank - A** 10/200 E:8.30 P:11.19 BV:41.37 | 55%B :-1210
D: 92.90 ⇑ 2.77% 90.40 | 92.97 ⇑ 3.51% | 105.0 | 91.00 # 1562440 #
C: 93.10 ⇑ 4.02% 89.50 | 93.11 ⇑ 5.16% | 108.0 | 90.00 # 239690 #

**Al Arafa Islami B-A** 10/250 E:1.83 P:23.77 BV:7.62 | 30%B, 1R:1 :-1209
D: 43.50 ⇑ 0.93% 43.10 | 43.58 ⇑ 2.90% | 50.90 | 42.70 # 2881639 #
C: 43.20 ⇓ 0.46% 43.40 | 43.39 ⇑ 2.97% | 51.00 | 42.80 # 641550 #

**Prime Bank-A** 10/250 E:5.69 P:10.21 BV:29.03 | 35%B, 5% :-1210
D: 58.10 ⇑ 7.04% 62.50 | 59.15 ⇓ 2.94% | 68.00 | 57.30 # 9644440 #
C: 57.90 ⇑ 7.06% 62.30 | 59.04 ⇓ 2.99% | 69.80 | 57.10 # 980090 #

**Southeast Bank-A** 100/50 E:45.20 P:8.53 BV:247.38 | 20%B,10% :-1210
D: 385.5 ⇓ 6.26% 411.3 | 389.38 ⇓ 2.77% | 447.0 | 380.3 # 1435374 #
C: 387.0 ⇓ 5.84% 411.0 | 389.96 ⇓ 1.08% | 459.0 | 383.0 # 351875 #

**Dhaka Bank -A** 10/100 E:6.31 P:9.64 BV:24.74 | 35%B :-1210
D: 60.80 ⇑ 4.47% 58.20 | 61.40 ⇑ 10.91% | 70.00 | 59.60 # 2808010 #
C: 61.40 ⇑ 7.72% 57.00 | 61.38 ⇑ 10.85% | 71.00 | 59.00 # 284540 #

**N C C Bank -A** 10/250 E:3.82 P:12.62 BV:17.97 | 47%B :-1209
D: 48.20 ⇓ 1.03% 48.70 | 48.62 ⇑ 3.36% | 57.00 | 47.00 # 3658436 #
C: 48.50 ⇓ 0.21% 48.60 | 48.87 ⇑ 4.22% | 57.00 | 48.00 # 1066300 #

**Social Invest. B-A** 10/250 E:1.84 P:23.15 BV:13.21 | 11%B :-1209
D: 42.60 ⇑ 1.67% 41.90 | 42.67 ⇑ 5.18% | 48.50 | 42.10 # 5196046 #
C: 42.20 ⇑ 0.48% 42.00 | 42.44 ⇑ 4.69% | 48.00 | 40.70 # 793085 #

**Dutch Bangla B- A** 100/50 E:100.12 P:11.92 BV:350.05 | 30% :-1210
D: 1194 ⇓ 1.69% 1214 | 1200 ⇑ 0.32% | 1345 | 1170 # 144770 #
C: 1202 ⇓ 1.29% 1218 | 1204 ⇓ 1.46% | 1340 | 1100 # 6501 #

**MutualTrust Bank-A** 100/50 E:46.63 P:9.21 BV:206.59 | 20%B :-1210
D: 429.3 ⇓ 4.40% 449.0 | 437.51 ⇑ 0.33% | 491.0 | 417.0 # 226781 #
C: 435.3 ⇓ 2.52% 446.5 | 435.90 ⇓ 0.16% | 490.0 | 412.0 # 16128 #

**Standard Bank -A** 100/50 E:28.90 P:13.43 BV:159.67 | 20%B :-1209
D: 388.3 ⇓ 6.67% 416.0 | 394.04 ⇓ 1.77% | 475.0 | 386.5 # 493099 #
C: 391.5 ⇓ 6.12% 417.0 | 395.59 ⇓ 0.39% | 469.0 | 390.0 # 97411 #

**One Bank -A** 100/50 E:91.75 P:8.75 BV:236.45 | 55%B :-1210
D: 802.5 ⇓ 2.10% 819.8 | 811.72 ⇑ 1.59% | 958.0 | 792.3 # 809001 #
C: 798.3 ⇓ 2.59% 819.5 | 810.68 ⇑ 1.15% | 960.0 | 790.0 # 50852 #

**Bank Asia -A** 100/50 E:64.26 P:11.39 BV:235.12 | 40%B :-1210
D: 731.8 ⇑ 2.38% 714.8 | 740.17 ⇑ 7.57% | 800.0 | 722.0 # 273568 #
C: 723.0 ⇑ 0.84% 717.0 | 745.15 ⇑ 5.54% | 790.0 | 720.0 # 14900 #

**Mercantile Bank -A** 100/50 E:41.04 P:8.78 BV:206.93 | 22%B :-1210
D: 360.3 ⇓ 4.63% 377.8 | 362.87 ⇓ 1.79% | 419.8 | 355.0 # 615706 #
C: 359.0 ⇓ 5.09% 378.3 | 362.81 ⇓ 1.21% | 425.0 | 356.0 # 163300 #

**EXIM Bank-A** 10/100 E:3.47 P:12.65 BV:13.78 | 35%B :-1209
D: 43.90 ⇓ 2.23% 44.90 | 44.36 ⇑ 1.65% | 52.00 | 43.50 # 4974583 #
C: 44.00 ⇓ 2.44% 45.10 | 44.42 ⇑ 2.11% | 52.10 | 43.50 # 439885 #

**Jamuna Bank -A** 10/250 E:4.13 P:9.13 BV:17.85 | 37.5%B :-1209
D: 37.70 ⇓ 3.08% 38.90 | 38.29 ⇑ 0.68% | 45.00 | 37.50 # 2466680 #
C: 38.10 ⇓ 1.55% 38.70 | 38.63 ⇑ 2.33% | 45.00 | 37.90 # 368326 #

**Brac Bank -A** 100/50 E:60.39 P:8.94 BV:332.91 | 10%,20%B :-1210
D: 539.8 ⇓ 5.84% 573.3 | 541.39 ⇓ 3.89% | 650.0 | 515.0 # 592833 #
C: 529.8 ⇓ 8.31% 577.8 | 534.46 ⇓ 4.74% | 660.0 | 505.0 # 95650 #

**Shahjalal Islami -A** 10/50 E:3.13 P:16.45 BV:14.38 | 25%B :-1209
D: 51.50 ⇓ 4.81% 54.10 | 52.06 ⇑ 0.10% | 65.00 | 51.00 # 4312220 #
C: 51.80 ⇓ 4.07% 54.00 | 52.12 ⇑ 0.79% | 62.50 | 51.10 # 755360 #

**Premier Bank -N** 10/250 E:3.73 P:12.84 BV:14.42 | 30%B :-1209
D: 47.90 ⇑ 2.79% 46.60 | 48.57 ⇑ 6.89% | 55.50 | 47.20 # 4640982 #
C: 47.70 ⇑ 3.02% 46.30 | 48.70 ⇑ 7.67% | 54.00 | 47.10 # 652280 #

**Trust Bank-A** 100/50 E:27.55 P:17.83 BV:169.32 | 20%B :-1209
D: 491.3 ⇓ 4.10% 512.3 | 493.11 ⇓ 0.69% | 585.0 | 470.0 # 190036 #
C: 500.0 ⇑ 2.62% 487.3 | 488.43 ⇑ 0.26% | 563.5 | 483.0 # 11078 #

**First Secu. Bk-A** 10/100 E:1.08 P:27.41 BV:2.61 | 10%B :-1209
D: 29.60 ⇓ 0.67% 29.80 | 29.83 ⇑ 1.81% | 34.80 | 28.80 # 2467920 #
C: 29.80 ⇑ 0.00% 29.80 | 29.85 ⇑ 2.86% | 34.80 | 29.50 # 665520 #

## NON BANKING F I

**IDLC Fin. -A** 100/20 E:136.98 P:28.93 BV:393.85 | 10%, 1B:1 :-1209
D: 3963 ⇑ 9.29% 3626 | 4002 ⇑ 12.92% | 4198 | 3775 # 91948 #
C: 3961 ⇑ 7.94% 3670 | 4015 ⇑ 11.26% | 4250 | 3800 # 6211 #

**United Leasing - A** 100/20 E:30.71 P:40.78 BV:235.35 | 7.5%, 1B:1 :-1209
D: 1252 ⇑ 5.45% 1188 | 1270 ⇑ 10.31% | 1340 | 1230 # 56433 #

**Uttara Finance -A** 10/50 E:12.51 P:20.82 BV:52.21 | 25%B :-1209
D: 260.5 ⇑ 5.77% 246.3 | 265.78 ⇑ 13.94% | 292.0 | 256.5 # 458150 #
C: 259.8 ⇑ 8.98% 238.4 | 271.93 ⇑ 15.57% | 300.0 | 256.0 # 22500 #

**Midas Financing-A** 100/50 E:12.89 P:91.33 BV:90.48 | 35%B :-610
D: 1177 ⇓ 4.29% 1230 | 1192 ⇑ 0.72% | 1368 | 1172 # 20609 #
C: 1197 ⇑ 0.23% 1194 | 1204 ⇑ 1.17% | 1281 | 1196 # 750 #

**First LeaseA** 100/50 E:25.89 P:41.98 BV:322.86 | 75%B :-1209
D: 1087 ⇑ 7.65% 1010 | 1107 ⇑ 15.81% | 1170 | 1050 # 134335 #
C: 1086 ⇑ 8.46% 1001 | 1103 ⇑ 10.93% | 1200 | 1050 # 5737 #

**People`sLeas.-A** 10/100 E:3.56 P:70.81 BV:12.32 | 38.5%B :-1209
D: 252.1 ⇑ 6.78% 236.1 | 255.14 ⇑ 14.92% | 269.4 | 244.0 # 4387500 #
C: 251.8 ⇑ 6.65% 236.1 | 254.90 ⇑ 12.73% | 270.0 | 248.0 # 340700 #

**Prime Finance-A** 10/50 E:7.56 P:49.70 BV:17.06 | 10%, 40%B :-1209
D: 375.7 ⇑ 13.37% 331.4 | 394.56 ⇑ 26.05% | 418.0 | 348.0 # 1748310 #
C: 377.2 ⇑ 13.68% 331.8 | 396.06 ⇑ 25.01% | 414.0 | 359.0 # 186700 #

**Premier Leasing-A** 100/50 E:19.53 P:37.03 BV:137.40 | 15%B :-1209
D: 723.3 ⇓ 1.83% 736.8 | 749.60 ⇑ 4.15% | 838.0 | 711.0 # 164178 #
C: 730.5 ⇓ 1.22% 739.5 | 737.78 ⇑ 1.80% | 847.0 | 730.0 # 15552 #

**Islamic Finance-A** 100/50 E:23.70 P:25.80 BV:136.63 | 25%B :-1209
D: 611.5 ⇓ 2.28% 625.8 | 622.61 ⇑ 1.62% | 709.0 | 606.5 # 132931 #
C: 628.5 ⇑ 1.25% 620.8 | 632.30 ⇑ 3.93% | 704.5 | 615.0 # 16175 #

**LankaBangla Fin. -A** 10/500 E:7.59 P:49.59 BV:23.03 | 55%B :-1210
D: 376.4 ⇓ 3.19% 388.8 | 386.44 ⇑ 3.66% | 445.0 | 372.7 # 1963586 #
C: 378.8 ⇓ 1.48% 384.5 | 386.17 ⇑ 5.92% | 444.0 | 373.5 # 237000 #

**B I F C -A** 100/50 E:28.03 P:26.36 BV:124.90 | 22.5%B :-1209
D: 738.8 ⇓ 0.84% 745.0 | 762.03 ⇑ 4.70% | 849.0 | 731.3 # 40256 #
C: 759.8 ⇓ 4.08% 730.0 | 759.75 ⇑ 4.15% | 840.0 | 720.0 # 1600 #

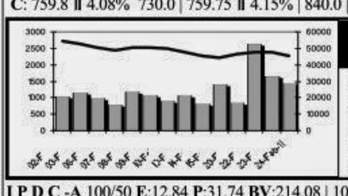


**I P D C -A** 100/50 E:12.84 P:31.74 BV:214.08 | 10%B :-1209
D: 407.5 ⇓ 5.94% 433.3 | 418.86 ⇓ 1.07% | 478.0 | 400.0 # 71202 #
C: 405.0 ⇓ 5.76% 429.8 | 420.03 ⇓ 0.88% | 487.0 | 405.0 # 7600 #

**Union Capital -A** 10/500 E:3.56 P:59.61 BV:11.91 | 30%B :-1209
D: 212.2 ⇑ 7.39% 197.6 | 218.57 ⇑ 14.17% | 233.9 | 208.0 # 3291300 #
C: 214.3 ⇑ 7.42% 199.5 | 217.37 ⇑ 11.22% | 235.5 | 210.0 # 192032 #

**BD Finance-A** 10/100 E:1.83 P:93.06 BV:12.53 | 20%B :-1209
D: 170.3 ⇑ 6.84% 159.4 | 173.62 ⇑ 13.44% | 189.0 | 162.5 # 1278260 #
C: 171.4 ⇑ 7.39% 159.6 | 174.38 ⇑ 13.49% | 187.0 | 168.6 # 205900 #

**Intl. Leasing-A** 100/50 E:46.87 P:48.04 BV:206.85 | 60%B :-1210
D: 2252 ⇓ 0.30% 2259 | 2255 ⇑ 4.76% | 2489 | 2201 # 242980 #
C: 2250 ⇓ 0.89% 2270 | 2251 ⇑ 1.55% | 2503 | 2220 # 6572 #

**Phoenix Fin.-A** 100/50 E:23.67 P:59.25 BV:156.65 | 30%B :-1209
D: 1403 ⇓ 1.65% 1426 | 1426 ⇑ 2.16% | 1609 | 1403 # 85304 #
C: 1406 ⇑ 4.17% 1350 | 1416 ⇑ 4.93% | 1524 | 1406 # 2710 #

**Fidelity Assets-A** 100/50 E:19.05 P:28.39 BV:124.50 | 15%B :-1208
D: 540.8 ⇓ 2.79% 556.3 | 552.06 ⇑ 2.37% | 640.5 | 539.0 # 41602 #
C: 542.5 ⇓ 1.54% 551.0 | 557.05 ⇑ 1.10% | 635.5 | 542.3 # 4600 #

**Delta Brac HFCL-N** 100/50 E:59.20 P:28.01 BV:238.40 | 10%, 25%B :-610
D: 1658 ⇓ 0.48% 1666 | 1692 ⇑ 1.19% | 1865 | 1640 # 16861 #
C: 1618 ⇑ 0.40% 1611 | 1618 ⇑ 0.40% | 1760 | 1610 # 450 #

**National H Fin.-N** 100/50 E:20.01 P:41.13 BV:124.56 | 17.5% :-1209
D: 823.0 ⇓ 4.14% 858.5 | 823.17 ⇓ 0.60% | 949.0 | 790.0 # 21400 #
C: 875.0 ⇑ 2.10% 857.0 | 875.00 ⇑ 2.10% | 950.0 | 875.0 # 800 #

**Bay Leasing -A** 100/50 E:25.59 P:82.44 BV:306.33 | 50%B :-1209
D: 2110 ⇑ 1.26% 2084 | 2154 ⇑ 6.28% | 2299 | 2110 # 313300 #
C: 2124 ⇑ 2.53% 2072 | 2169 ⇑ 7.82% | 2282 | 2124 # 11650 #

## INVESTMENT

**ICB -A** 100/50 E:68.18 P:46.49 BV:230.00 | 15%, 25%B :-610
D: 3170 ⇓ 6.67% 3397 | 3177 ⇓ 3.59% | 3698 | 3121 # 8622 #
C: 3096 ⇓ 21.00% 3919 | 3096 ⇓ 20.99% | 3096 | 3096 # 100 #

**1st ICB M F -A** 100/5 E:385.24 P:25.18 BV:3217.58 | 400% :-610
D: 9699 ⇓ 4.22% 10127 | 9699 ⇓ 4.24% | 9999 | 9699 # 25 #

**3rd ICB M F-A** 100/5 E:121.40 P:18.81 BV:415.05 | 140% :-609
D: 2283 ⇑ 0.35% 2275 | 2283 ⇑ 0.48% | 2283 | 2283 # 30 #

**5th ICB M F-A** 100/10 E:78.56 P:25.16 BV:508.06 | 100% :-609
D: 1977 ⇓ 1.15% 2000 | 1977 ⇓ 1.16% | 2000 | 1900 # 190 #

**6th ICB M F-A** 100/10 E:50.00 P:12.12 BV:196.03 | 75% :-609
D: 605.8 ⇓ 5.98% 644.3 | 609.65 ⇓ 4.80% | 692.0 | 601.0 # 6430 #
C: 679.0 ⇑ 0.30% 677.0 | 679.00 ⇑ 0.30% | 701.0 | 679.0 # 310 #

**7th ICB M F-A** 100/50 E:50.00 P:26.07 BV:271.70 | 70% :-609
D: 1303 ⇑ 0.10% 1302 | 1303 ⇑ 0.38% | 1310 | 1290 # 1100 #

**8th ICB M F-A** 100/50 E:42.85 P:16.73 BV:215.35 | 65% :-609
D: 717.0 ⇓ 5.38% 757.8 | 717.00 ⇓ 5.41% | 814.3 | 715.0 # 5153 #

**1st BSRS M F-A** 100/50 E:18.87 P:68.99 BV:139.55 | 15% :-609
D: 1302 ⇓ 10.53% 1455 | 1336 ⇓ 8.19% | 1546 | 1290 # 11830 #
C: 1550 ⇑ 0.32% 1545 | 1550 ⇑ 0.32% | 1550 | 1550 # 50 #

**AIMS First -A** 1/2500 E:0.36 P:20.00 BV:2.25 | 10%1B:5 :-607
D: 7.20 ⇓ 0.14% 7.21 | 7.24 ⇑ 1.69% | 8.50 | 7.16 # 7256000 #
C: 7.18 ⇓ 1.10% 7.26 | 7.22 ⇑ 2.70% | 8.40 | 6.20 # 2375500 #

**ICB AMCL1stMF-A** 100/50 E:37.98 P:13.54 BV:170.99 | 50% :-610
D: 514.3 ⇓ 6.46% 549.8 | 514.25 ⇓ 6.47% | 590.8 | 513.0 # 9400 #

**ICB A. IslamicMF-A** 100/50 E:26.60 P:11.37 BV:142.70 | 35% :-610
D: 302.5 ⇓ 2.73% 311.0 | 308.03 ⇓ 0.99% | 345.0 | 295.0 # 10250 #
C: 280.5 ⇓ 31.59% 410.0 | 280.40 ⇓ 28.96% | 282.0 | 280.0 # 500 #

**Grameen M F 1-A** 10/500 E:3.45 P:21.30 BV:34.65 | 71% :-609
D: 73.50 ⇓ 4.05% 76.60 | 75.10 ⇑ 1.16% | 86.00 | 72.80 # 783000 #
C: 75.70 ⇑ 0.66% 75.20 | 75.68 ⇑ 0.65% | 85.00 | 74.20 # 33500 #

**ICB A. 1st NRB -A** 100/50 E:25.44 P:15.50 BV:112.76 | 35% :-610
D: 394.3 ⇓ 2.29% 403.5 | 394.29 ⇓ 2.33% | 435.5 | 390.0 # 6500 #
C: 376.3 ⇑ 1.69% 370.0 | 376.25 ⇑ 1.69% | 376.3 | 346.0 # 250 #

**ICB A. 2nd NRB -A** 100/50 E:14.15 P:12.74 BV:100.00 | 22.0% :-610
D: 180.3 ⇓ 6.24% 192.3 | 180.71 ⇓ 4.15% | 204.8 | 176.3 # 201650 #
C: 182.8 ⇓ 0.54% 183.8 | 182.81 ⇓ 0.55% | 205.0 | 182.5 # 6850 #

**Grameen Sch.2 -A** 10/500 E:1.20 P:17.58 BV:12.70 | 11.50% :-609
D: 21.10 ⇓ 2.31% 21.60 | 21.31 ⇑ 1.00% | 24.50 | 20.90 # 2289000 #
C: 21.20 ⇓ 3.64% 22.00 | 21.22 ⇓ 1.99% | 24.50 | 20.70 # 467500 #

**Prime Fin. 1st MF-A** 10/500 E:1.40 P:14.50 BV:10.00 | 12.5% :-609
D: 20.30 ⇓ 8.97% 22.30 | 20.54 ⇓ 4.38% | 25.70 | 20.10 # 577000 #
C: 22.00 ⇓ 4.35% 23.00 | 23.03 ⇑ 0.22% | 25.30 | 22.00 # 41000 #

**EBL 1st MF-A** 10/500 E:0.00 P: BV:10.00 | :-
D: 13.30 ⇓ 2.21% 13.60 | 13.56 ⇑ 1.35% | 15.00 | 13.20 # 1931000 #
C: 13.30 ⇓ 3.62% 13.80 | 13.50 ⇓ 0.81% | 15.10 | 13.20 # 177500 #

**AMCL 2nd MF-A** 100/50 E:0.00 P: BV:100.00 | 14% :-610
D: 125.0 ⇓ 5.84% 132.8 | 128.29 ⇓ 1.12% | 145.3 | 125.0 # 80700 #
C: 129.0 ⇓ 3.91% 134.3 | 128.96 ⇓ 4.24% | 147.0 | 127.0 # 6950 #

**ICB Emp.PMF-A** 10/500 E:0.00 P: BV:10.00 | 11.50% :-610
D: 11.30 ⇓ 8.13% 12.30 | 11.55 ⇓ 3.99% | 13.50 | 11.20 # 1803500 #
C: 11.40 ⇓ 8.80% 12.50 | 11.60 ⇓ 2.85% | 13.70 | 11.40 # 152500 #

**Trust Bk 1st MF-A** 10/500 E:0.00 P: BV:10.00 | :-
D: 11.20 ⇓ 4.27% 11.70 | 11.42 ⇓ 3.38% | 13.50 | 11.10 # 6252500 #
C: 11.50 ⇓ 4.96% 12.10 | 11.61 ⇓ 0.26% | 13.10 | 11.40 # 1434500 #

**Prime Bk 1st MF-A** 10/500 E:0.00 P: BV:10.00 | 10% :-610
D: 10.50 ⇓ 3.67% 10.90 | 10.58 ⇓ 2.04% | 12.30 | 10.40 # 529000 #
C: 10.60 ⇓ 0.93% 10.70 | 10.58 ⇓ 1.49% | 11.70 | 10.00 # 38000 #

**DBH 1st MF-A** 10/500 E:0.00 P: BV:10.00 | 7% :-610
D: 12.20 ⇓ 2.40% 12.50 | 12.36 ⇓ 0.56% | 13.60 | 12.10 # 5858500 #
C: 12.30 ⇓ 3.91% 12.80 | 12.35 ⇓ 1.36% | 13.80 | 12.10 # 444500 #

**IFIC 1st MF-A** 10/500 E:0.00 P: BV:10.00 | :-
D: 11.10 ⇓ 4.31% 11.60 | 11.24 ⇓ 2.35% | 12.70 | 11.00 # 3871500 #
C: 11.30 ⇓ 2.59% 11.60 | 11.29 ⇓ 2.34% | 12.70 | 11.10 # 273000 #

**Phoenix Fin. 1st MF-A** 10/500 E:0.00 P: BV:10.00 | :-
D: 13.30 ⇑ 9.02% 12.20 | 13.30 ⇑ 7.87% | 14.10 | 12.40 # 6737000 #
C: 12.20 ⇑ 0.00% 12.20 | 12.23 ⇑ 0.16% | 13.80 | 12.20 # 13000 #

**ICB AMCL3rd NRB MF-A** 10/500 E:0.00 P: BV:10.00 | :-
D: 10.20 ⇓ 3.77% 10.60 | 10.30 ⇓ 2.28% | 11.60 | 10.20 # 2292000 #
C: 10.20 ⇓ 4.67% 10.70 | 10.29 ⇓ 2.46% | 11.70 | 10.10 # 301500 #

**1st Janata Bank MF-A** 10/500 E:0.00 P: BV:0.00 | :-
D: 9.10 ⇓ 5.21% 9.60 | 9.24 ⇓ 2.94% | 10.30 | 9.00 # 4853000 #
C: 9.20 ⇓ 5.15% 9.70 | 9.24 ⇓ 2.94% | 10.30 | 9.00 # 470000 #

**Green Delta M.F.-A** 10/500 E:0.00 P: BV:0.00 | :-
D: 9.10 ⇓ 5.21% 9.60 | 9.19 ⇓ 3.87% | 10.40 | 9.00 # 2977000 #
C: 9.20 ⇓ 6.12% 9.80 | 9.26 ⇓ 3.24% | 10.80 | 9.20 # 268500 #

**Popular Life 1st M.F.-A** 10/500 E:0.00 P: BV:0.00 | :-
D: 8.30 ⇓ 5.68% 8.80 | 8.26 ⇓ 2.94% | 9.60 | 8.00 # 5503000 #
C: 8.40 ⇓ 5.62% 8.90 | 8.41 ⇓ 2.21% | 9.60 | 8.30 # 319500 #

**IFIL Islamic M.F.1-A** 10/500 E:0.00 P: BV:0.00 | :-
D: 8.30 ⇓ 6.74% 8.90 | 8.43 ⇓ 3.88% | 9.50 | 8.20 # 2068000 #
C: 8.30 ⇓ 6.74% 8.90 | 8.33 ⇓ 4.69% | 9.60 | 8.20 # 323500 #

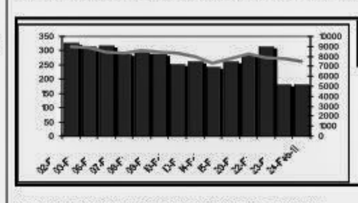


**PHP 1st M. F.-A** 10/500 E:0.00 P: BV:0.00 | :-
D: 8.40 ⇓ 4.55% 8.80 | 8.34 ⇓ 3.70% | 9.60 | 8.10 # 6239500 #
C: 8.50 ⇓ 4.49% 8.90 | 8.49 ⇓ 1.74% | 9.70 | 8.40 # 564500 #

**AIBL 1st Is. M. F.-A** 10/500 E:0.00 P: BV:0.00 | :-
D: 9.60 ⇓ 2.04% 9.80 | 9.62 ⇓ 0.72% | 10.80 | 9.20 # 123500 #
C: 9.60 ⇑ 0.00% 9.60 | 9.60 ⇓ 2.44% | 10.50 | 9.60 # 10500 #

**MBL 1st M. F.-A** 10/500 E:0.00 P: BV:0.00 | :-
D: 9.50 ⇑ 5.56% 9.00 | 9.55 ⇑ 6.11% | 10.20 | 9.00 # 13000 #
C: 11.00 ⇑ 10.00% 10.00 | 11.00 ⇑ 10.00% | 11.00 | 11.00 # 500 #

**2nd ICB M F -A** 100/5 E:135.55 P: BV:480.33 | 200% :-609
C: 3600 ⇓ 2.41% 3689 | 3600 ⇓ 2.41% | 3679 | 3600 # 30 #

**4th ICB M F-A** 100/10 E:114.28 P: BV:586.36 | 125% :-609
C: 2280 ⇑ 0.13% 2277 | 2280 ⇑ 0.13% | 2280 | 2280 # 10 #

## ENGINEERING

**Aftab Auto.-A** 10/50 E:15.08 P:13.89 BV:55.51 | 10%, 30%B :-810
D: 209.5 ⇓ 8.91% 230.0 | 214.94 ⇓ 4.08% | 264.9 | 205.5 # 1487034 #
C: 209.8 ⇓ 9.14% 230.9 | 215.51 ⇓ 3.36% | 263.0 | 207.0 # 377079 #

**Aziz PipesZ** 100/5 E:6.20 P:63.79 BV:-375.16 | No Div. :-1209
D: 395.5 ⇓ 0.32% 396.8 | 398.97 ⇑ 7.14% | 439.3 | 375.3 # 16180 #
C: 401.0 ⇑ 0.25% 400.0 | 427.64 ⇑ 6.91% | 435.0 | 397.5 # 150 #

**Olympic Ind. -A** 100/50 E:54.89 P:23.99 BV:144.42 | 10%, 50%B :-610
D: 1317 ⇓ 4.34% 1377 | 1331 ⇓ 4.70% | 1545 | 1312 # 42537 #
C: 1360 ⇓ 2.14% 1390 | 1360 ⇓ 2.14% | 1495 | 1200 # 1762 #

**Bangladesh Lamps -A** 100/5 E:81.17 P:24.51 BV:389.27 | 35% :-1209
D: 1990 ⇑ 1.04% 1969 | 2001 ⇑ 2.16% | 2100 | 1960 # 2465 #
C: 2030 ⇓ 15.84% 2412 | 2030 ⇓ 15.84% | 2030 | 2030 # 10 #

**Eastern Cables-B** 100/10 E:0.78 P:762.8 BV:156.76 | 5% :-1209
D: 595.0 ⇑ 3.21% 576.5 | 591.97 ⇑ 3.85% | 646.5 | 582.0 # 17686 #
C: 557.8 ⇑ 5.89% 526.8 | 565.09 ⇑ 7.29% | 598.0 | 520.0 # 2350 #

**Monno Jutex -A** 100/5 E:7.50 P:320.0 BV:1613.33 | 20%B :-610
D: 2400 ⇓ 0.67% 2416 | 2400 ⇓ 0.68% | 2536 | 2400 # 42 #

**Monno Stafflers -A** 100/5 E:38.82 P:56.64 BV:372.50 | 10% :-1209
D: 2199 ⇑ 0.81% 2181 | 2199 ⇑ 0.80% | 2287 | 2166 # 200 #

**Singer BD -A** 100/5 E:176.83 P:29.35 BV:481.68 | 30% :-1209
D: 5190 ⇓ 3.70% 5390 | 5204 ⇓ 2.07% | 5799 | 5189 # 12052 #
C: 5236 ⇓ 5.14% 5520 | 5236 ⇓ 2.09% | 5725 | 5236 # 1045 #

**Atlas BD-A** 10/50 E:16.19 P:17.04 BV:39.28 | 100%, 1B:3 :-610
D: 275.9 ⇓ 4.27% 288.2 | 279.63 ⇑ 1.60% | 317.0 | 271.6 # 118356 #

**BD. Autocars -B** 100/5 E:5.37 P:58.85 BV:57.62 | 5%B :-610
D: 316.0 ⇓ 10.29% 352.3 | 316.14 ⇓ 9.19% | 383.0 | 305.0 # 2631 #

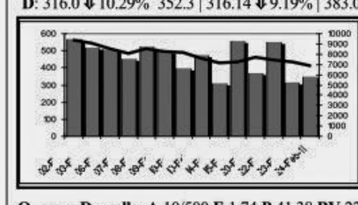


**Quasem Drycells -A** 10/500 E:1.74 P:41.38 BV:22.53 | 20%B :-610
D: 72.00 ⇓ 9.55% 79.60 | 73.65 ⇓ 2.70% | 91.70 | 70.50 # 751386 #
C: 71.20 ⇓ 6.93% 76.50 | 72.42 ⇓ 5.32% | 86.90 | 70.20 # 21168 #

**Renwick Jaineswar-B** 100/5 E:35.57 P:19.16 BV:-273.62 | 10% :-609
D: 681.5 ⇓ 8.58% 745.5 | 681.56 ⇓ 6.83% | 799.0 | 681.0 # 825 #

**National Tubes -A** 100/10 E:35.70 P:26.79 BV:297.85 | 25% :-610
D: 956.3 ⇓ 5.06% 1007 | 964.79 ⇑ 0.02% | 1111 | 950.0 # 4561 #

**BD. Thai Alum -A** 100/10 E:34.02 P:21.46 BV:495.60 | 20%B :-1209
D: 730.0 ⇓ 4.36% 763.3 | 743.09 ⇓ 0.94% | 860.0 | 716.3 # 53712 #
C: 726.0 ⇓ 4.69% 761.8 | 739.78 ⇓ 3.42% | 849.0 | 720.3 # 5190 #

**Anwar Galvanizing -Z** 100/50 E:0.13 P:2129 BV:75.55 | No Div. :-610
D: 276.8 ⇓ 3.23% 286.0 | 276.86 ⇓ 3.20% | 311.0 | 275.0 # 3550 #

**Kay & Que (BD) -A** 100/50 E:2.72 P:110.8 BV:331.18 | 5%B :-1209
D: 301.5 ⇓ 5.56% 319.3 | 307.93 ⇓ 2.03% | 356.0 | 298.0 # 11650 #
C: 322.0 ⇓ 6.05% 342.8 | 322.00 ⇓ 6.07% | 355.0 | 319.0 # 400 #

**Rangpur Foundry -A** 10/500 E:2.11 P:39.05 BV:15.14 | 20.50% :-1209
D: 82.40 ⇓ 4.96% 86.70 | 82.77 ⇓ 4.33% | 95.30 | 81.00 # 104000 #
C: 82.00 ⇓ 2.96% 84.50 | 81.95 ⇑ 0.48% | 92.90 | 81.90 # 10000 #

**S. Alam Steel -A** 100/50 E:22.86 P:19.67 BV:109.85 | 17% :-908
D: 449.8 ⇓ 8.07% 489.3 | 455.97 ⇓ 5.08% | 558.5 | 445.0 # 101550 #
C: 448.8 ⇓ 8.14% 488.5 | 458.12 ⇓ 4.32% | 555.0 | 442.5 # 62100 #

**Golden Son -A** 10/500 E:1.08 P:63.15 BV:24.