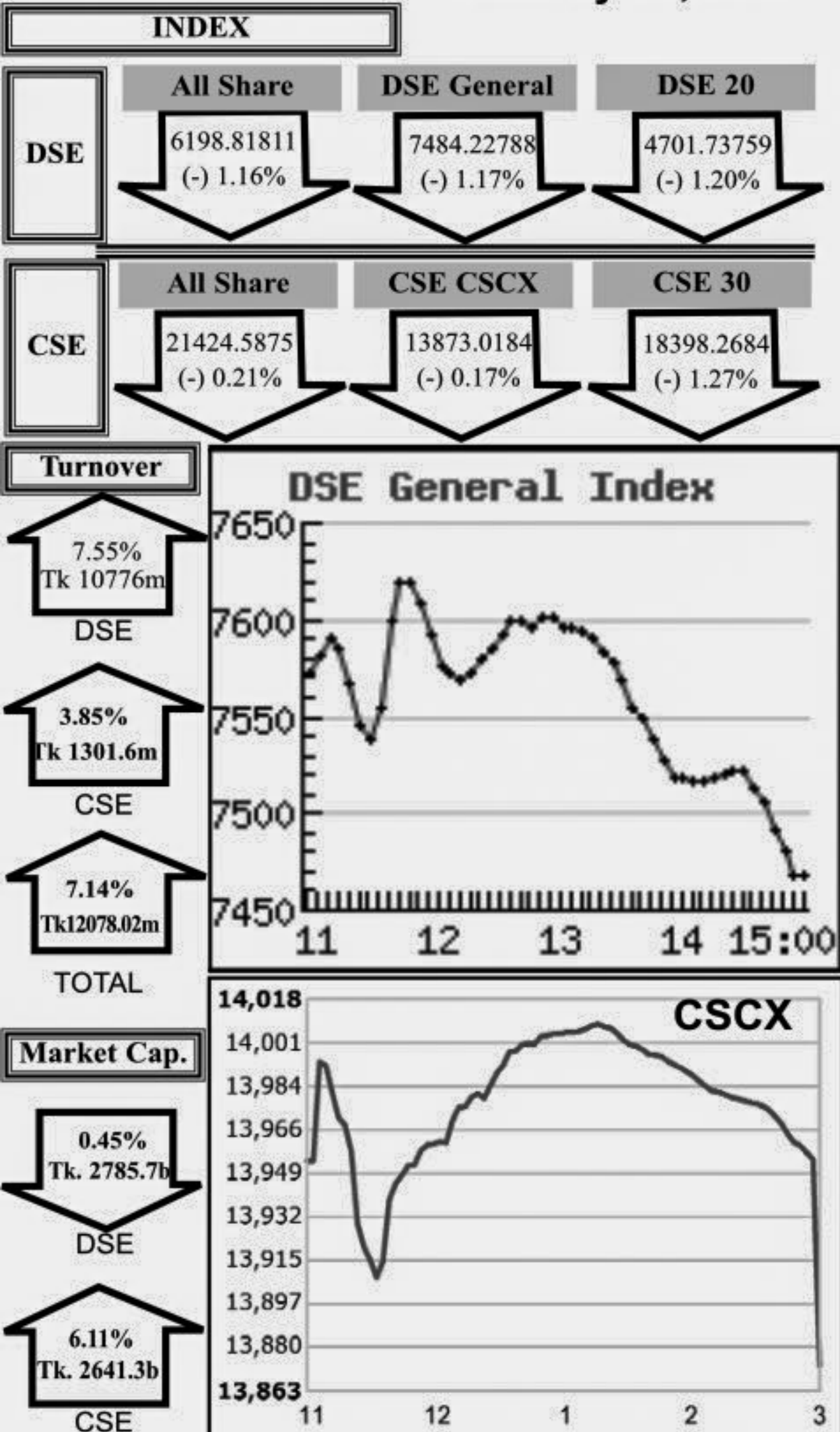


Capital Market Highlights: January 31, 2011



Capital Gainers

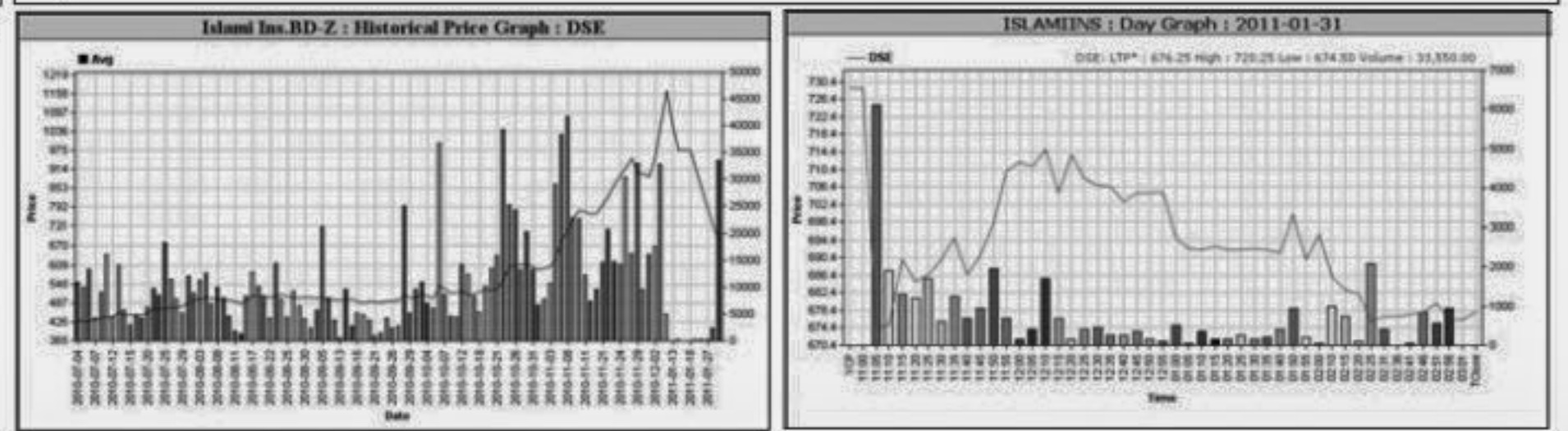
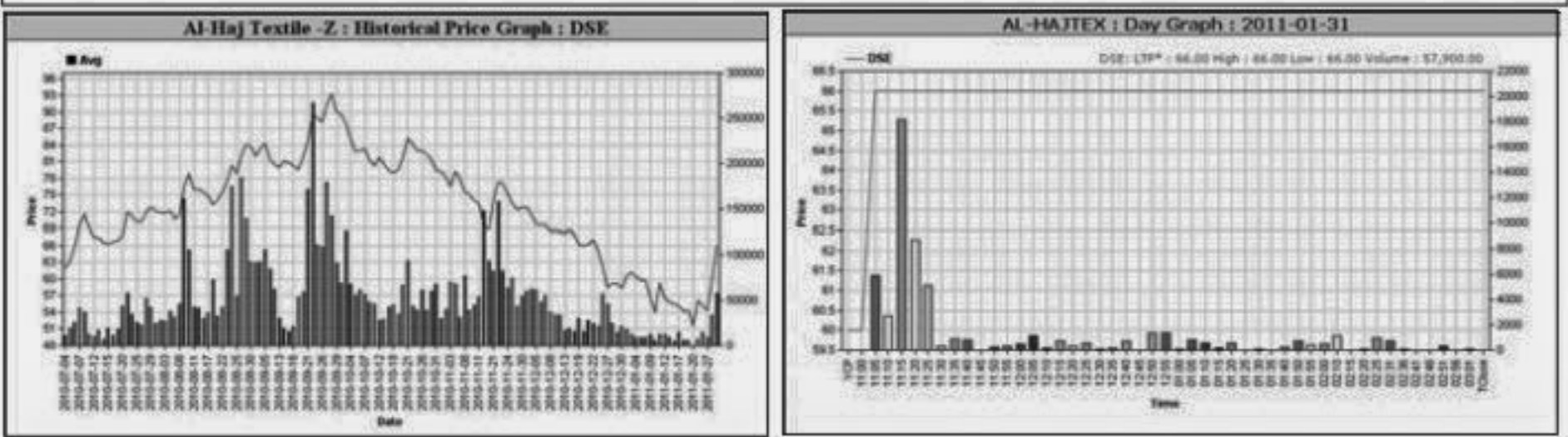
Dhaka Stock Exchange

Company	Price Chn. (%)		Price Scale				Turnover		BookV			
	Close	Avg.	Avg.	Close	DayHi	DayLo	Yr Hi	YrLo	M.Tk	Per S	EPS	PE
AI-Haj Textile -Z	10.00	10.06	66.00	66.00	66.00	66.00	103.5	51.7	3.823	32.8	-2.28	-28.95
Deshbandhu Polymer Ltd.-N	9.95	12.96	70.70	70.70	70.70	70.70	90.0	46.0	21.740	13.63	3.47	20.37
Alltex Industries -Z	9.67	16.24	184.91	190.00	190.50	175.00	217.0	101.3	31.408	118.51	-12.2	-15.16
Bangladesh Welding -A	8.73	8.73	231.70	231.70	231.70	231.70	282.0	75.0	4.286	26.15	1.01	22.941
Anilima Yam -A	8.56	12.90	462.93	466.00	466.75	444.00	466.8	133.0	22.105	107.7	0.48	96.44
Dulamia CottonZ	8.27	11.13	341.16	340.50	342.00	330.00	515.3	165.3	4.746	-173.12	-8.32	-41.00
Standard Ceramic -B	7.79	9.91	485.67	484.50	486.75	461.00	710.0	317.0	5.395	147.83	4.88	99.52
Ambee Pharma -A	7.62	9.77	507.35	508.40	509.90	496.00	843.0	220.0	5.581	23.71	3.45	147.06
H.R. Textile -A	7.50	6.84	643.49	655.75	655.75	620.00	1169.8	237.0	21.610	124.51	11.34	56.75
Paramount Insur-A	7.49	7.49	717.50	717.50	717.50	717.50	1194.0	345.0	2.296	120.17	11.01	65.17

Capital Losers

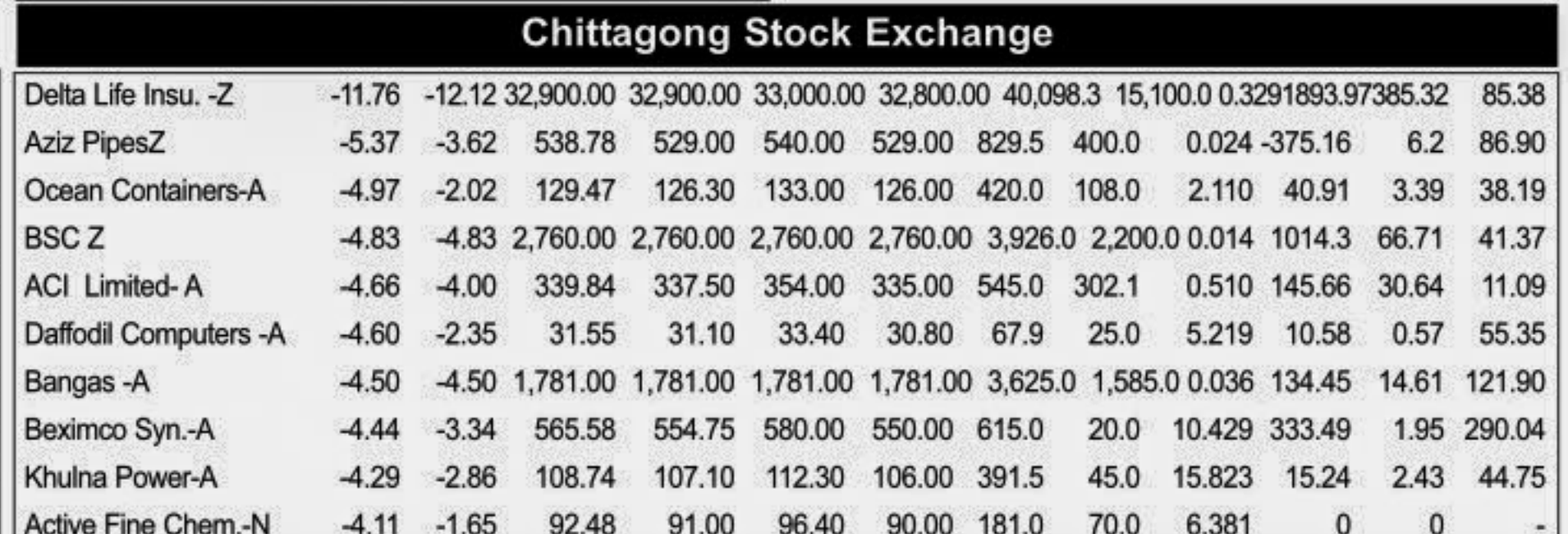
Dhaka Stock Exchange

Company	Price Chn. (%)		Price Scale				Turnover		BookV			
	Close	Avg.	Avg.	Close	DayHi	DayLo	Yr Hi	YrLo	M.Tk	Per S	EPS	PE
Islami Ins.BD-Z	-7.00	-5.57	688.36	678.00	720.25	674.50	1180.0	401.3	23.095	126.82	7.2	95.61
Popular Life Insu. -A	-6.06	-2.16	568.80	553.00	588.70	546.00	7299.0	440.1	23.036	60.17	20.45	27.81
Prime Insur -A	-5.57	-3.45	152.36	149.20	157.90	148.00	1950.0	133.9	9.696	11.98	2.39	63.75
Daffodil Computers -A	-4.59	-1.51	31.93	31.20	33.10	30.90	68.0	23.4	13.535	10.58	0.57	56.02
Phoenix Insur -A	-4.24	-2.88	131.86	128.60	136.90	128.00	1735.0	99.3	12.405	20.1	2.48	53.17
Premier Bank -A	-4.15	1.25	59.21	57.70	61.00	57.10	600.0	43.0	80.211	14.42	3.73	15.87
B I F C -A	-4.14	-1.37	1019.29	1006.00	1040.00	1001.00	1368.0	581.0	9.989	124.9	28.03	36.36
Prime Islami Life -A	-4.13	-0.38	370.94	364.10	381.90	360.10	3847.0	270.2	34.608	27.1	5.51	67.32
UCBL -A	-4.01	-2.46	221.60	217.70	227.00	216.30	3140.0	160.0	644.887	19.61	3.21	69.03
Keya Cosmetics -A	-3.93	0.23	109.80	107.70	113.90	107.00	168.0	74.3	52.046	19.11	3.01	36.48



Chittagong Stock Exchange

Company	Price Chn. (%)		Price Scale				Turnover		BookV			
	Close	Avg.	Avg.	Close	DayHi	DayLo	Yr Hi	YrLo	M.Tk	Per S	EPS	PE
Legacy Footwear -Z	17.18	17.18	45.70	45.70	45.70	45.70	74.0	33.7	0.023	18.88	0.51	89.61
Deshbandhu Polymer Ltd.-N	13.63	70.87	70.90	70.90	69.50	89.9	12.0	21.156	13.63	3.47	20.42	
Keya Cosmetics -A	9.50	9.87	107.56	107.20	107.60	106.00	167.0	71.0	6.615	19.11	3.01	35.73
Anilima Yam -A	8.73	8.74	448.25	448.25	448.25	448.25	448.3	135.0	0.493	107.7	0.48	93.83
Samata Leather -Z	8.65	8.67	248.00	248.00	248.00	248.00	350.0	99.0	0.050	118.74	-2.13	-116.43
Prime Insur -A	8.37	8.38	155.31	155.30	157.00	153.00	1998.0	143.3	0.349	11.98	2.39	64.98
Alltex Industries -Z	8.36	18.40	184.99	191.25	194.00	170.00	214.0	102.0	5.661	118.51	-12.2	-15.16
Ambee Pharma -A	8.24	8.23	491.20	492.50	492.50	482.00	831.0	216.0	0.150	23.71	3.45	142.38
H.R. Textile -A	7.34	6.04	646.83	654.75	655.75	620.00	1150.0	222.8	1.326	124.51	11.34	57.04
SonarBangla Insu. -A	7.17	7.16	739.65	739.75	742.00	730.00	1154.0	320.0	1.812	113.62	15.07	49.08



Turnover Leaders

Dhaka Stock Exchange

Company	Vol. Share	Value (M.Tk.)	% of Total	Price Scale				C. Pts	BookV			
				Avg. Close	DayHi	DayLo	Chn%					
Grameenphone-A	3091468	724.593	6.72	10000	234.38	237.30	240.00	225.70	5.09	33.64	12.08	19.40
UCBL -A	2910100	644.887	5.98	20000	221.60	217.70	227.00	216.30	-4.01	19.61	3.21	69.03
DESCO Ltd. -A	158308	338.582	3.14	1100	2138.76	2085.50	2175.00	2075.00	-0.07	409.16	85.91	24.90
People's Leasing-A	1057690	302.447	2.81	6000	285.95	282.00	299.00	279.60	0.89	12.32	3.56	80.32
Bay Leasing-A	96750	266.547	2.47	1000	2755.01	2704.75	2810.00	2677.00	-1.49	306.33	25.59	107.66
National Bank -A	1506969	252.275	2.34	10000	167.41	166.70	169.10	166.10	-0.30	20.25	4.72	35.47
BEXIMCO Ltd. -A	828462	251.078	2.33	5700	303.07	301.50	307.00	301.20	-1.57	63.73	20.38	14.87
Titas Gas TDCLA	230119	220.454	2.05	4850	958.00	947.75	977.25	945.00	-2.54	200.15	60.88	15.74
UNITED AIR-B	3313300	214.561	1.99	10000	64.76	63.30	67.80	62.80	2.10	9.58	1.13	57.31
CMC Kamal Tex. -A	825400	198.715	1.84	5800	240.75	236.70	243.70	231.00	5.62	15.24	0.92	261.68
Aftab Auto-A	512521	182.259	1.69	8200	355.61	350.80	365.00	345.00	1.95	55.51	15.08	23.58
BEXTEX Ltd. -A	2602094	178.468	1.66	25000	68.59	68.00	70.10	67.70	-2.72	22.81	2	34.30
LankaBangla Fin. -A	381190	177.364	1.65	6000	465.29	462.00	474.00	454.10	0.46	30.13	14	33.24
Maksons Spinning-A	2843362	175.029	1.62	12000	61.56	60.60	63.80	60.10	-2.42	20.78	4.06	15.16
AB Bank -A	123127	169.196	1.57	1000	1374.16	1370.75	1395.00	1361.25	-1.05	298.68	104.91	13.10
Union Capital -A	710930	165.438	1.54	5000	232.71	229.30	237.00	228.20	-1.97	11.91	3.56	65.37
IDLC Finance -A	35820	158.247	1.47	1000	4417.83	4401.00	4421.00	4300.00	-3.96	393.85	136.98	32.25
Southeast Bank-A	285240	147.938	1.37	5000	518.64	512.25	525.00	511.00	-2.10	217.06	26.9	19.28
ConfidenceCement A	510660	143.080	1.33	5000	280.19	278.30	285.50	272.10	-1.94	92.26	5.72	48.98
Shinepukur Ceramics-A	1385315	137.669	1.28	11000	99.38	98.80	102.00	96.80	-0.40	25.65	1.78	55.83

Market Cap. Leader

Dhaka Stock Exchange

Company	Market Cap. M. Tk.	% of Total	Average			Price Scale			BookV			
			Price	Chn. %	P Day	D Hi	D Lo	D Clo.	Chn%	Per S	EPS	PE
Grameenphone-A	316,483	11.36	234.38	3.60	226.23	240	225.7	237.3	5.09	33.64	12.08	19.40
ICB -A	96,523	3.46	3,860.92	-1.23	3,908.87	3,968	3,827.25	3,847.75	-1.84	230	68.18	56.63
National Bank -A	73,863	2.65	167.41	0.61	166.39	169.1	166.1	166.7	-0.3	20.25	4.72	35.47
Titas Gas TDCLA	72,380	2.6	958.00	-0.56	963.42	977.25	945	947.75	-2.54	200.15	60.88	15.74
Square Pharma -A	68,655	2.46	3,499.70	0.06	3,497.77	3,523	3,463	3,473	-0.69	765.68	138.36	25.29
UCBL -A	64,485	2.31	221.60	-2.46	227.22	227	216.3	217.7	-4.01	19.61	3.21	69.03
Islami Bank BD -A	53,119	1.91	716.56	-0.39	719.36	730	708.25	711.25	-1.73	262.88	45.92	15.60
BEXIMCO Ltd. -A	48,481	1.74	303.07	-0.61	304.93	307	301.2	301.5	-1.57	63.73	20.38	14.87
Pubali Bank -A	45,120	1.62	90.81	-0.16	90.96	92.4	89.1	89.9	-1.75	19.14	4.21	21.57
AB Bank -A	44,026	1.58	1,374.16	-0.27	1,379.55	1,395	1,361.25	1,370.75	-1.05	298.68	104.91	13.10
Dutch Bangla B-A	42,791	1.54	2,139.57	5.92	2,019.92	2,153	2,082	2,151.45	4.93	217.59	56.89	37.61
Prime Bank-A	42,248	1.52	73.14	-0.46	73.48	75	71.4	71.9	-2.84	25.53	4.82	15.17
BATBCL -A	42,137	1.51	702.29	0.54	698.52	711	695.1	699.3	0.27	56.04	34.48	20.37
RAK Ceramics-N	41,181	1.48	178.99	3.52	172.9	185	175.7	176.3	-2.87	21.81	2.81	63.70
Prime Finance-A	38,894	1.4	430.96	1.78	423.44	439.8	423.1	426.7	-1	17.06	7.56	57.01
UNITED AIR-B	38,079	1.37	64.76	7.79	60.08	67.8	62.8	63.3	2.1	9.58	1.13	57.31
Summit Power-A	37,168	1.33	133.70	-1.23	136.61	136.9	131.7	132.3	-3.29	15.66	2.35	56.89
Southeast Bank-A	35,736	1.28	518.64	-0.10	519.18	525	511	512.25	-2.1	217.06		