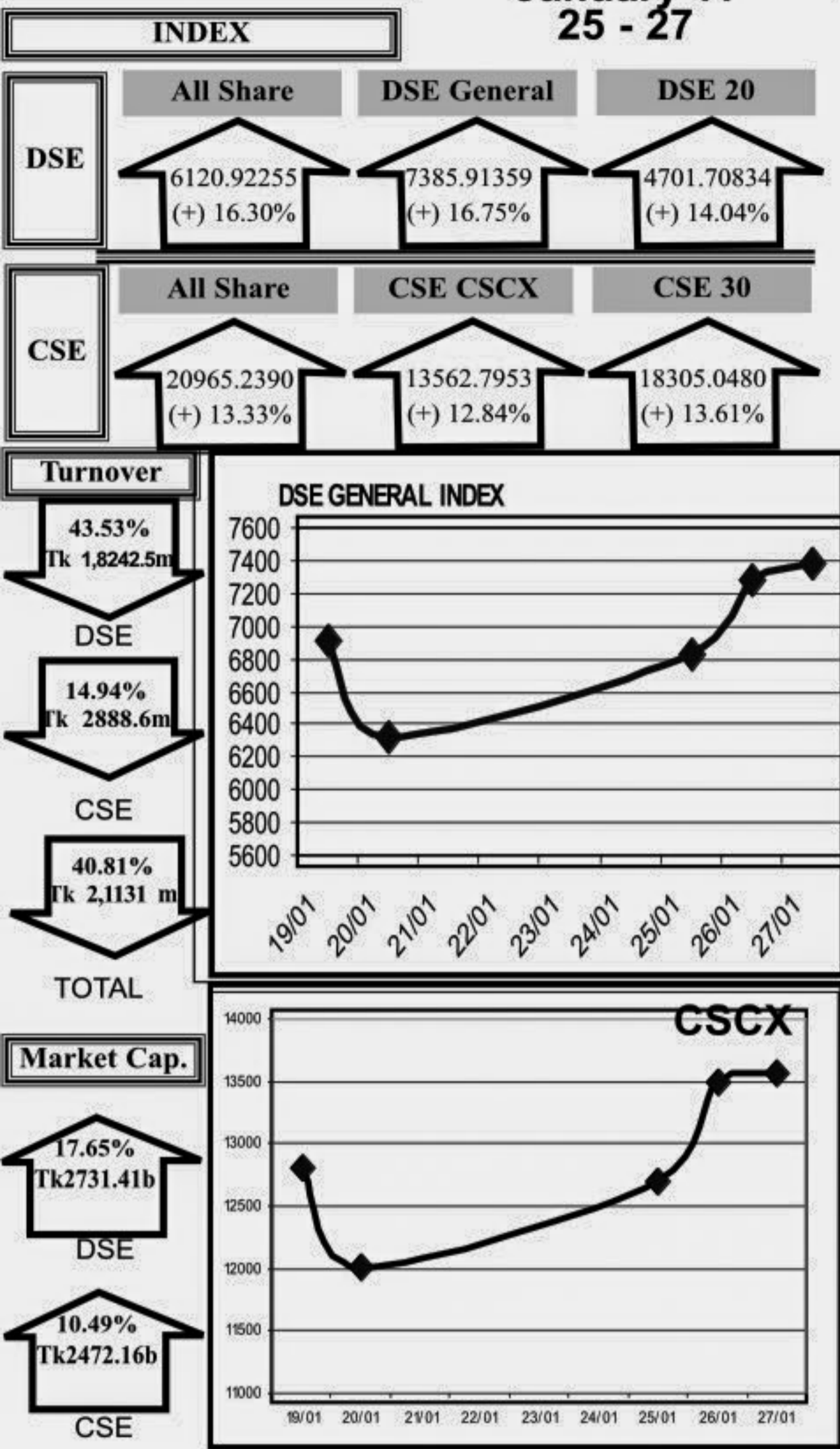


Weekly Capital Market Highlights:

January '11
25 - 27



Capital Gainers

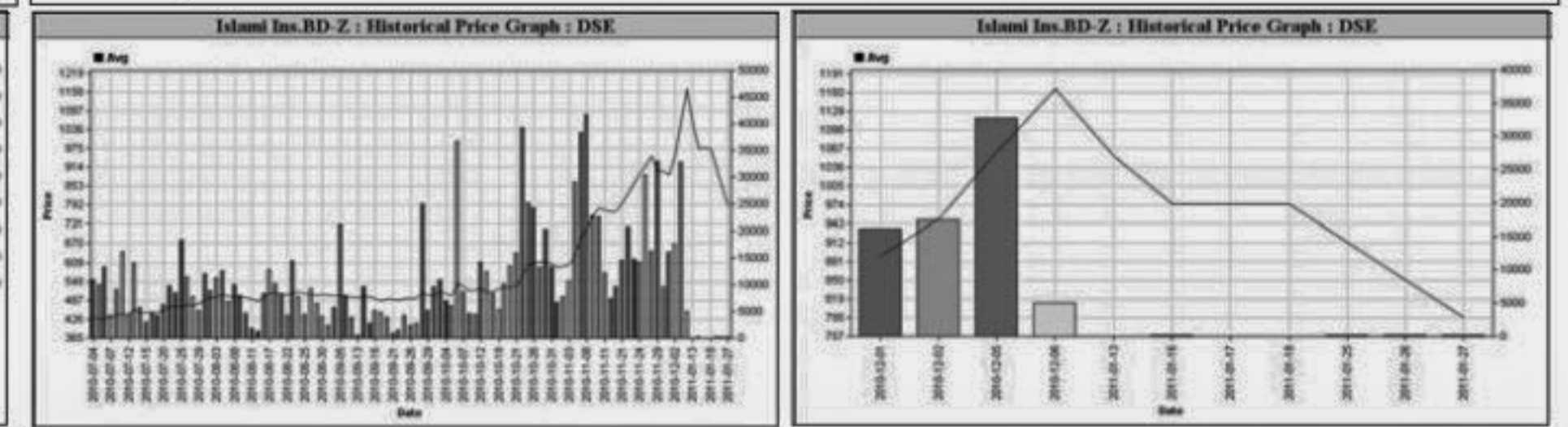
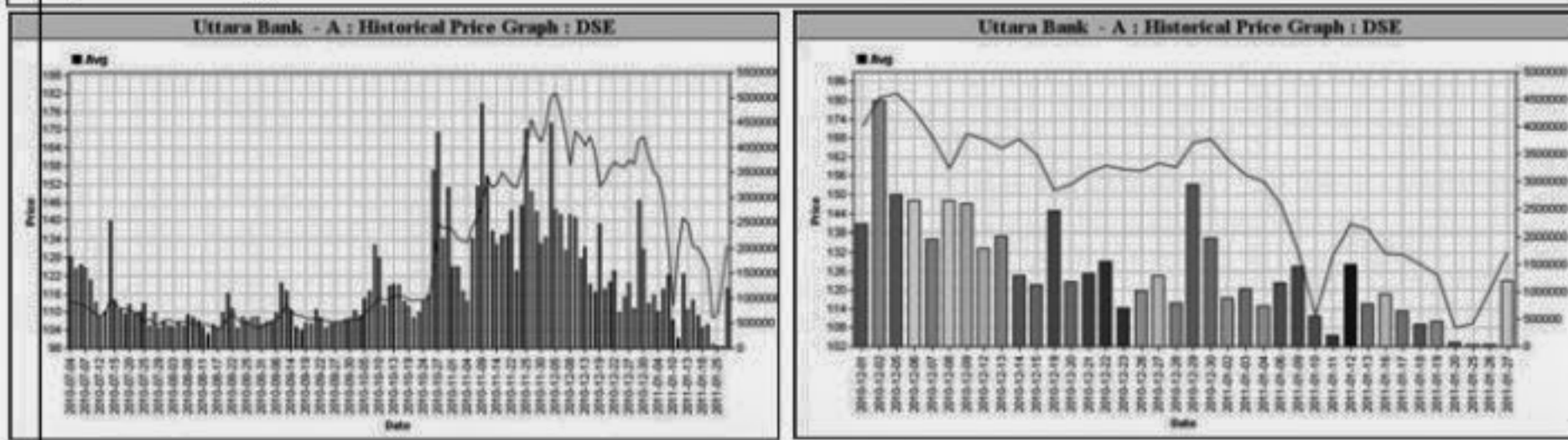
Dhaka Stock Exchange

Company	Price Chn. (%)		Price Scale				Turnover		BookV			
	Close	Avg.	Avg.	Close	W Hi	W Lo	Yr Hi	Yr Lo	M.Tk	Per S	EPS	PE
Uttara Bank - A	33.00	22.12	131.93	132.20	132.20	109.30	1869.00	99.0	166.966	25.91	4.61	28.62
BGIC - A	32.99	30.88	65.27	65.30	65.30	54.00	1100.00	48.1	7.332	36.29	1.84	35.47
SummitAlliancePort.-A	32.99	29.84	154.82	155.20	155.20	128.30	2699.00	115.9	33.486	24.55	3.33	46.49
Saiham Tex.A	32.94	26.82	123.90	123.90	123.90	102.50	2200.00	92.0	17.116	10.53	0.94	131.81
Keya Cosmetics -A	32.94	28.84	98.91	102.50	102.50	84.50	168.00	74.3	88.777	19.11	3.01	32.86
R. N. Spinning-A	32.94	28.03	100.18	101.70	101.70	84.00	835.00	72.0	94.459	11.06	1.62	61.84
Malek Spinning-A	32.93	29.91	75.53	77.10	77.10	63.80	117.50	57.0	85.010	35.64	1.51	50.02
Dacca Dyeing-A	32.91	30.37	72.55	73.90	73.90	61.10	105.00	32.1	44.055	12.88	1.34	54.14
Navana CNG-A	32.86	29.78	176.27	176.30	176.30	145.90	273.70	130.0	12.672	20.24	6.68	26.39
Bangladesh Welding -A	32.79	32.75	195.60	195.60	195.60	162.00	282.00	75.0	4.540	26.15	1.01	193.66

Capital Losers

Dhaka Stock Exchange

Company	Price Chn. (%)		Price Scale				Turnover		BookV			
	Close	Avg.	Avg.	Close	W Hi	W Lo	Yr Hi	Yr Lo	M.Tk	Per S	EPS	PE
Alltex Industries -Z	-24.74	-24.39	162.75	162.75	217.00	162.75	217.00	101.3	2.865	118.51	-12.2	-13.34
Islami Ins.BD-Z	-19.22	-19.22	788.00	788.00	913.00	788.00	1180.00	401.3	0.346	126.82	7.2	109.44
Pharma Aids A	-14.25	-14.20	2511.76	2510.25	3070.00	2510.25	25000.00	2510.3	17.787	208.86	16.01	156.89
Modern Dyeing -Z	-7.47	-11.97	480.05	480.00	481.00	480.00	645.00	328.0	0.053	103.83	4.03	119.12
Samata LeatherR -Z	-7.24	-10.95	196.44	205.00	225.00	189.50	300.00	100.0	3.698	118.74	-2.13	-92.23
Bangas -A	-5.72	-4.79	1847.02	1829.00	1994.00	1807.00	3450.00	1440.0	4.875	134.45	14.61	126.42
Rahim Textile -A	-5.00	-5.01	2213.00	2213.00	2400.00	2210.00	3300.00	1031.0	1.237	769.62	11.5	192.43
BSC Z	-4.34	-4.34	2869.88	2869.75	2869.75	2717.00	4435.00	2702.0	2.480	1014.3	66.71	43.02
Shampur Sugar -Z	-4.17	-5.41	18.72	18.40	24.00	18.20	26.10	17.1	1.627	-251.1	0	-
Renwick Jaineswar-A	-3.36	-5.80	1033.84	1048.25	1048.75	906.00	1470.00	810.0	1.798	-273.62	35.57	29.06

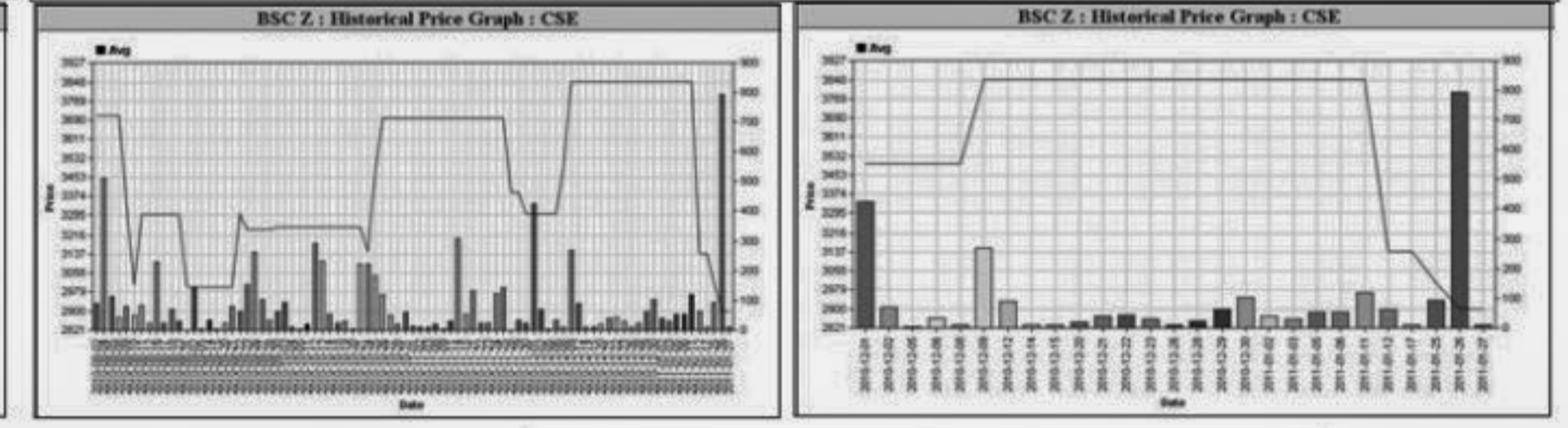
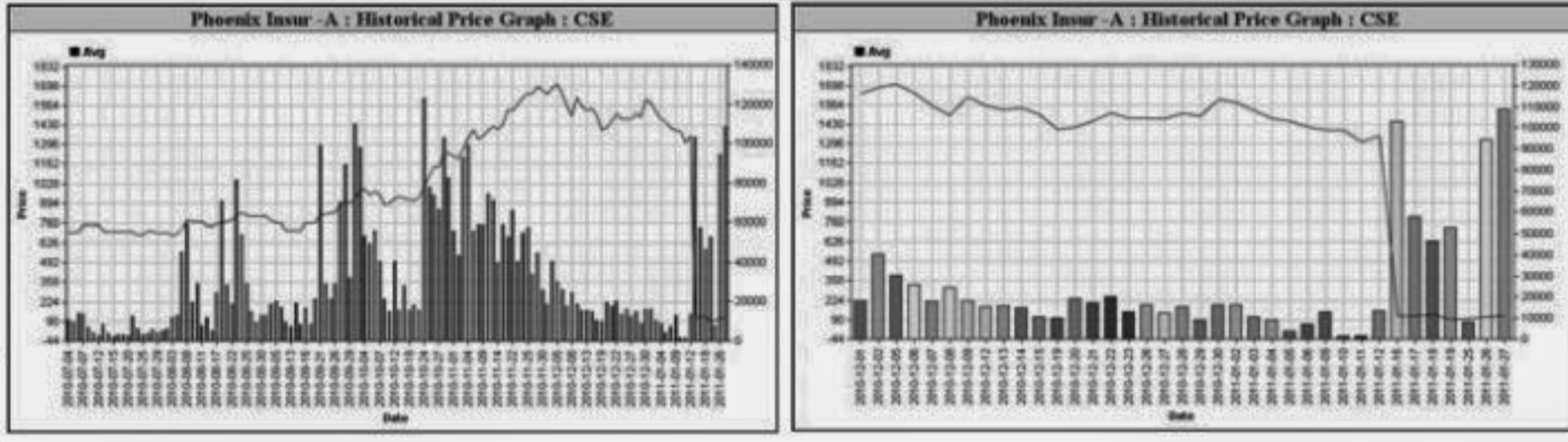


Chittagong Stock Exchange

Company	Price Chn. (%)		Price Scale				Turnover		BookV			
	Close	Avg.	Avg.	Close	W Hi	W Lo	Yr Hi	Yr Lo	M.Tk	Per S	EPS	PE
Phoenix Insur -A	33.04	32.16	120.00	121.20	121.20	100.20	1750.00	90.0	0.688	20.1	2.48	48.39
Saiham Tex.A	32.99	32.74	129.17	129.40	129.40	107.00	2400.00	90.4	3.748	10.53	0.94	137.41
Dacca Dyeing-A	32.88	32.80	67.85	67.90	67.90	56.20	104.80	32.2	0.754	12.88	1.34	50.63
R. N. Spinning-A	32.81	30.21	99.62	101.60	101.60	80.00	83.00	50.0	11.845	11.06	1.62	61.49
UNITED AIR-B	32.81	26.69	57.82	58.70	58.70	41.00	770.00	41.0	63.742	9.58	1.13	51.17
Beach Hatchery -A	32.71	32.77	92.50	92.50	92.50	76.60	260.00	52.0	3.243	12.11	1.53	60.46
Malek Spinning-A	32.67	29.99	78.37	80.00	80.00	65.50	118.00	58.0	36.776	35.64	1.51	51.90
Asia Insur. Ltd.-A	32.56	32.71	97.78	97.70	98.00	81.00	1489.00	69.0	2.721	17.69	1.42	68.86
Agni Systems -A	30.64	27.62	53.73	55.00	55.00	46.30	95.00	30.0	3.944	14.86	1.15	46.72
Fine Foods A	30.50	30.48	78.29	78.30	79.80	66.00	138.00	46.0	0.877	11.41	2.49	31.44

Chittagong Stock Exchange

Company	Price Chn. (%)		Price Scale				Turnover		BookV			
	Close	Avg.	Avg.	Close	W Hi	W Lo	Yr Hi	Yr Lo	M.Tk	Per S	EPS	PE
Alltex Industries -Z	-24.97	-24.48	160.75	160.75	196.00	160.75	214.30	102.0	0.184	118.51	-12.2	-13.18
BSC Z	-24.68	-24.68	2,900.00	2,900.00	3,010.00	2,900.00	3,926.00	2,200.00	0.044	1014.3	66.71	43.47
Tailu Spinning -A	-20.29	-20.21	592.25	592.25	592.25	551.00	970.00	183.0	0.045	110.43	3.19	185.66
Samata LeatherR -Z	-15.83	-11.22	209.79	210.00	230.00	209.00	300.00	99.0	4.229	118.74	-2.13	-98.49
PragatiLife Insu. -A	-15.42	-15.42	3,653.00	3,653.00	3,653.00	3,653.00	4,700.00	2,600.30	3.365	301.5	6.03	605.80
Bangladesh Lamps -A	-15.37	-15.37	2,412.00	2,412.00	2,412.00	2,412.00	2,850.00	1,900.00	0.012	389.27	81.17	29.72
Imam Buton -A	-9.60	-9.60	400.00	400.00	479.75	400.00	769.00	200.00	0.028	90.92	-10.49	-38.13
Standard Ceramic -B	-7.85	-8.59	428.50	428.50	428.50	428.50	643.00	300.0	0.043	147.83	4.88	87.81
ICB AMCL 1st NRB -A	-7.16	-7.17	522.17	522.25	530.00	520.50	630.50	209.0	0.157	112.76	25.44	20.53
ICB AMCL 1st M F-A	-6.00	-6.00	705.00	705.00	705.00	705.00	810.00	500.0	0.071	170.99	37.98	18.56



Turnover Leaders

Dhaka Stock Exchange

Company	Vol. Share	Value (M.Tk.)	% of Total	Price Scale				C.Avg		BookV		
				Clo	Chn	PW	Clo	W Hi	W Lo	Avg.	Per S	EPS
UCBL - A	4,310,784	967.45	5.30	225.80	30.52	173.00	225.90	190.30	225.19	19.61	3.21	70.34
BEXIMCO Ltd. -A	2,861,488	872.66	4.78	303.20	15.90	261.60	312.00	284.00	304.92	63.73	20.38	14.88
National Bank - A	5,011,600	852.37	4.67	165.60	12.81	146.80	175.00	161.00	167.87	20.25	4.72	35.08
Titas Gas TDCLA	776,163	744.74	4.08	955.50	8.33	882.00	978.50	910.00	952.96	200.15	60.88	15.69
Grameenphone-A	2,997,860	691.63	3.79	227.10	9.24	207.90	238.90	215.00	229.33	33.64	12.08	18.80
BEXTEX Ltd. -A	7,415,269	522.92	2.87	69.30	15.89	59.80	73.00	65.10	70.31	22.81	2	34.65
Southeast Bank-A	737,812	389.00	2.13	518.50	12.90	459.25	555.25	490.00	525.82	217.06	26.9	19.28
Islami Bank BD -A	493,679	354.41	1.94	715.50	13.03	633.00	749.50	680.25	727.26	262.88	45.92	15.58
BATBCL - A	459,527	324.37	1.78	703.50	8.11	650.70	736.00	689.00	708.01	56.04	34.48	20.40
Prime Bank-A	4,112,960	301.73	1.65	72.60	17.67	61.70	76.30	67.10	73.61	25.53	4.82	15.06
Square Pharma -A	71,396	247.62	1.32	3462.75	9.81	3153.50	3550.00	3300.00	3490.17	765.68	138.36	25.03
One Bank -A	252,787	236.14	1.29	937.75	17.55	797.75	965.00	850.00	941.76	149.16	35.33	26.54
LankaBangla Fin. -A	555,000	235.28	1.29	436.00	18.61	367.60	455.00	399.00	438.50	30.13	14	31.14
Bank Asia -A	289,729	231.58	1.27	784.00	6.59	735.50	819.00	768.00	794.20	164.99	44.2	17.24
Bay Leasing-A	87,850	227.55	1.25	2615.25	15.73	2259.75	2615.50	2372.50	2607.74	306.33	25.59	10.70
Beximco Pharma -A	1,665,978	227.16	1.25	136.40	15.51	115.10	140.00	125.00	136.87	56.57	3.59	37.99
AB Bank - A	1,045,583	226.95	1.24	1382.50	18.21	1200.00	1439.00	1250.00	1389.91	298.68	104.91	13.18
DESCO Ltd. -A	112,298	217.57	1.19	1989.00	17.61	1691.25	1990.00	1791.00	1951.19	409.16	85.91	23.15
Beximco Syn-A	361,565	217.30	1.19	594.25	8.79	546.25	615.00	575.00	603.77	333.49	1.95	304.74
EXIM Bank-A	3,765,616	211.01	1.16	55.40	17.87	47.00	59.00	51.70	55.88	13.78	3.47	15.97

Dhaka Stock Exchange

Company	Market Cap. M. Tk.	% of Total	Average		Price Scale				BookV			
			Price	Chn.	P W	W Hi	W Lo	W Clo.	Chn%	Per S	EPS	PE
Grameenphone-A	309,664	11.34	229.33	9.59	209.27	238.90	215	227.10	9.24	33.64	12.08	18.98
ICB -A	97,184											