www.bracepl.com

Dreaming of listing your company with stock exchanges? Dream no more. BRAC EPL is here with the right services! Act!

*Knowledge in Investment*

BRAC EPL
INVESTMENTS LIMITED
A subsidiary of BRAC BANK Ltd
WW Tower, Level 9, 68 Motijheel C/A, Dhaka 1000, Tel: +88 02 9514731-40

# TRADED ISSUES January 19, 2011

Company -Catagory Mark Face Value/Market Lot | EPS | PE | BV | Latest Dividend :- YearEnd
DSE/CSE: Closing ⇓⇑ Change % LastDay | Average |Change ⇓⇑ %| High | Low # Trade Volume (Share)

## BANK

AB Bank - A 100/5 E:104.91 P:12.99 BV:298.68 | 20%, 25%B :-1209
D: 1363 ⇓ 1.50% 1384 | 1381 ⇓ 1.01% | 1429 | 1360 # 119238 #
C: 1355 ⇓ 2.11% 1384 | 1383 ⇓ 0.57% | 1449 | 1350 # 17128 #
City Bank - A 100/5 E:20.85 P:38.00 BV:249.31 | 25%B :-1209
D: 792.3 ⇓ 2.46% 812.3 | 806.20 ⇓ 2.43% | 850.0 | 790.0 # 88987 #
C: 791.5 ⇓ 3.39% 819.3 | 813.25 ⇓ 1.47% | 852.0 | 790.0 # 8995 #
IFIC Bank - A 100/5 E:41.26 P:28.37 BV:192.56 | 25%B :-1209
D: 1171 ⇓ 4.25% 1223 | 1196 ⇓ 3.47% | 1290 | 1156 # 14536 #
C: 1166 ⇓ 5.17% 1229 | 1197 ⇓ 3.49% | 1280 | 1151 # 1225 #
Islami Bank - A 100/10 E:45.92 P:14.99 BV:262.88 | 20%B :-1209
D: 688.5 ⇓ 0.33% 690.8 | 696.43 ⇓ 0.09% | 725.0 | 687.0 # 119985 #
C: 679.8 ⇓ 1.73% 691.8 | 691.34 ⇓ 0.44% | 720.0 | 676.0 # 23400 #
National Bank - A 10/100 E:4.72 P:33.54 BV:20.25 | 55%B :-1209
D: 158.3 ⇓ 2.04% 161.6 | 161.39 ⇓ 2.20% | 169.9 | 157.6 # 1033500 #
C: 158.2 ⇓ 3.00% 163.1 | 161.75 ⇓ 2.28% | 171.0 | 157.6 # 93100 #
Pubali Bank - A 10/25 E:4.21 P:20.21 BV:19.14 | 30%B :-1209
D: 85.10 ⇓ 2.18% 87.00 | 87.30 ⇓ 2.22% | 93.00 | 84.50 # 679360 #
C: 85.10 ⇓ 3.73% 88.40 | 87.56 ⇓ 2.09% | 93.00 | 85.00 # 112125 #

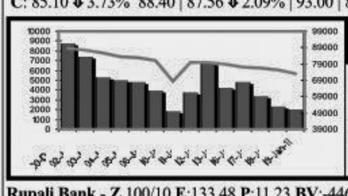

**BANK**
Index: 72757
Chn.: -3.23%
TO (MTk): 2059.21
Chn.: -12.50%
EPS: 37.37
PE: 21.45

Rupali Bank - Z 100/10 E:133.48 P:11.23 BV:-446.54 | No Div. :-1209
D: 1500 ⇓ 0.03% 1500 | 1500 ⇑ 0.00% | 1501 | 1450 # 3340 #
C: 1470 ⇓ 6.37% 1570 | 1470 ⇓ 6.37% | 1470 | 1470 # 110 #
UCBL - A 10/50 E:3.21 P:62.31 BV:19.61 | 30%B :-1209
D: 200.0 ⇓ 4.17% 208.7 | 206.07 ⇓ 3.79% | 218.8 | 198.0 # 1155350 #
C: 201.2 ⇓ 4.82% 211.4 | 207.98 ⇓ 3.02% | 221.1 | 199.0 # 371000 #
Uttara Bank - A 10/25 E:4.61 P:26.10 BV:25.91 | 50%B :-1209
D: 120.3 ⇓ 4.75% 126.3 | 124.76 ⇓ 2.68% | 135.0 | 120.2 # 460700 #
C: 122.2 ⇓ 4.23% 127.6 | 126.19 ⇓ 1.85% | 135.0 | 121.0 # 48175 #
ICB Is. Bank-Z 10/500 E:-3.10 P:-5.26 BV:-6.67 | No Div. :-1209
D: 16.30 ⇓ 4.68% 17.10 | 16.92 ⇓ 1.74% | 17.50 | 16.30 # 604500 #
Eastern Bank - A 10/200 E:4.98 P:20.32 BV:28.86 | 20%, 17%B :-1209
D: 101.2 ⇓ 2.22% 103.5 | 102.88 ⇓ 1.91% | 109.2 | 100.0 # 118200 #
C: 102.7 ⇓ 1.06% 103.8 | 102.69 ⇓ 1.98% | 105.1 | 100.0 # 13000 #
Al Arafa Islami B-A 10/250 E:1.83 P:28.96 BV:7.62 | 30%B, 1R:1 :-1209
D: 53.00 ⇓ 4.50% 55.50 | 54.01 ⇓ 3.29% | 58.00 | 52.00 # 721000 #
C: 52.90 ⇓ 4.34% 55.30 | 54.17 ⇓ 2.01% | 59.00 | 52.00 # 126250 #
Prime Bank-A 10/250 E:4.82 P:14.44 BV:25.53 | 10%, 30%B :-1209
D: 69.60 ⇓ 3.33% 72.00 | 70.97 ⇓ 3.61% | 75.00 | 68.60 # 1195330 #
C: 68.30 ⇓ 6.31% 72.90 | 70.63 ⇓ 3.96% | 76.90 | 68.00 # 129650 #
Southeast Bank-A 100/50 E:26.90 P:18.76 BV:217.06 | 35%B :-1209
D: 504.8 ⇓ 1.56% 512.8 | 511.53 ⇓ 0.87% | 529.0 | 503.0 # 235801 #
C: 505.3 ⇓ 1.22% 511.5 | 512.31 ⇓ 0.54% | 530.0 | 505.0 # 52636 #
Dhaka Bank -A 10/100 E:3.61 P:18.01 BV:18.67 | 25%B :-1209
D: 65.00 ⇓ 3.70% 67.50 | 67.21 ⇓ 2.25% | 69.90 | 65.00 # 397800 #
C: 65.00 ⇓ 3.70% 67.50 | 66.53 ⇓ 2.16% | 69.00 | 65.00 # 26600 #
N C C Bank -A 10/250 E:3.82 P:14.48 BV:17.97 | 47%B :-1209
D: 55.30 ⇓ 2.12% 56.50 | 56.35 ⇓ 2.05% | 59.80 | 55.20 # 732250 #
C: 55.20 ⇓ 2.99% 56.90 | 56.46 ⇓ 2.12% | 60.00 | 55.00 # 134000 #
Social Invest. B-A 10/250 E:1.84 P:24.73 BV:13.21 | 11%B :-1209
D: 45.50 ⇓ 2.99% 46.90 | 46.26 ⇓ 2.96% | 49.00 | 45.50 # 699078 #
C: 45.10 ⇓ 5.05% 47.50 | 46.45 ⇓ 3.03% | 49.00 | 45.00 # 116195 #
Dutch Bangla B- A 100/50 E:56.89 P:32.17 BV:217.59 | 1B:3 :-1209
D: 1830 ⇓ 4.11% 1909 | 1877 ⇓ 2.89% | 2029 | 1810 # 13649 #
MutualTrust Bank-A 100/50 E:38.72 P:15.27 BV:173.83 | 20%B :-1209
D: 591.3 ⇓ 1.91% 602.8 | 599.37 ⇓ 0.50% | 635.0 | 583.0 # 51480 #
C: 587.0 ⇓ 2.17% 600.0 | 587.08 ⇓ 2.54% | 600.0 | 572.0 # 1140 #
Standard Bank -A 100/50 E:28.90 P:17.72 BV:159.67 | 20%B :-1209
D: 512.0 ⇓ 2.98% 527.8 | 525.22 ⇓ 2.09% | 549.0 | 511.0 # 98057 #
C: 512.5 ⇓ 3.48% 531.0 | 530.14 ⇓ 0.83% | 555.0 | 511.5 # 14694 #
One Bank -A 100/50 E:35.33 P:25.55 BV:149.16 | 32%B :-1209
D: 902.8 ⇓ 4.47% 945.0 | 928.82 ⇓ 2.20% | 966.3 | 901.0 # 89621 #
C: 902.5 ⇓ 4.29% 943.0 | 922.87 ⇓ 2.60% | 962.0 | 895.0 # 3650 #
Bank Asia -A 100/50 E:44.20 P:17.39 BV:164.99 | 40%B :-1209
D: 768.5 ⇓ 1.28% 778.5 | 773.93 ⇓ 1.47% | 799.0 | 762.0 # 39000 #
C: 760.0 ⇓ 1.78% 773.8 | 764.63 ⇓ 1.45% | 781.0 | 750.0 # 4400 #
Mercantile Bank -A 100/50 E:19.83 P:23.92 BV:140.84 | 22%B :-1209
D: 474.3 ⇓ 1.71% 482.5 | 481.65 ⇓ 1.18% | 504.0 | 470.0 # 90694 #
C: 472.0 ⇓ 2.02% 481.8 | 485.70 ⇓ 0.13% | 515.0 | 470.0 # 33700 #
EXIM Bank-A 10/100 E:3.47 P:15.24 BV:13.78 | 35%B :-1209
D: 52.90 ⇓ 1.49% 53.70 | 53.48 ⇓ 1.18% | 55.50 | 52.40 # 1069650 #
C: 52.50 ⇓ 2.05% 53.60 | 53.44 ⇓ 0.87% | 56.00 | 52.00 # 105750 #
Jamuna Bank -A 10/250 E:4.13 P:11.07 BV:17.85 | 37.5%B :-1209
D: 45.70 ⇓ 5.97% 48.60 | 46.76 ⇓ 4.38% | 51.00 | 44.80 # 228220 #
C: 46.10 ⇓ 5.14% 48.60 | 47.19 ⇓ 3.32% | 49.60 | 46.00 # 24750 #
Brac Bank -A 100/50 E:51.30 P:13.78 BV:311.22 | 30%B :-1209
D: 706.8 ⇓ 1.15% 715.0 | 708.88 ⇓ 2.34% | 730.0 | 699.0 # 99867 #
C: 703.3 ⇓ 2.02% 717.8 | 708.39 ⇓ 2.08% | 740.0 | 690.0 # 6400 #
Shahjalal Islami -A 10/50 E:3.13 P:19.87 BV:14.38 | 25%B :-1209
D: 62.20 ⇓ 2.66% 63.90 | 62.86 ⇓ 3.66% | 67.50 | 60.10 # 799800 #
C: 61.90 ⇓ 3.88% 64.40 | 62.90 ⇓ 3.72% | 68.00 | 61.00 # 109550 #
Premier Bank -N 10/250 E:3.73 P:14.18 BV:14.42 | 30%B :-1209
D: 52.90 ⇓ 3.64% 54.90 | 54.37 ⇓ 2.18% | 57.90 | 52.70 # 898770 #
C: 52.90 ⇓ 3.99% 55.10 | 54.04 ⇓ 2.47% | 57.00 | 52.00 # 134890 #
Trust Bank-A 100/50 E:27.55 P:23.09 BV:169.32 | 20%B :-1209
D: 636.3 ⇓ 4.11% 663.5 | 645.47 ⇓ 2.97% | 688.0 | 635.0 # 48670 #
C: 632.0 ⇓ 4.06% 658.8 | 641.77 ⇓ 2.95% | 652.5 | 628.3 # 4150 #
First Secu. Bk-A 10/100 E:1.08 P:30.65 BV:2.61 | 10%B :-1209
D: 33.10 ⇓ 3.22% 34.20 | 34.10 ⇓ 1.73% | 35.10 | 33.10 # 443080 #
C: 33.60 ⇓ 3.17% 34.70 | 34.32 ⇓ 1.61% | 36.00 | 33.60 # 85400 #

## NON BANKING F I

IDLC Fin. -A 100/20 E:136.98 P:27.74 BV:393.85 | 10%, 1B:1 :-1209
D: 3800 ⇓ 5.01% 4000 | 3885 ⇓ 4.31% | 4100 | 3795 # 12320 #
C: 3917 ⇓ 3.16% 4045 | 3917 ⇓ 3.97% | 4051 | 3850 # 185 #
United Leasing - A 100/20 E:30.71 P:45.01 BV:235.35 | 7.5%, 1B:1 :-1209
D: 1382 ⇓ 4.41% 1446 | 1433 ⇓ 2.04% | 1525 | 1362 # 5760 #
Uttara Finance -A 10/50 E:12.51 P:22.88 BV:52.21 | 25%B :-1209
D: 286.2 ⇓ 10.00% 318.0 | 302.64 ⇓ 6.90% | 341.0 | 285.0 # 71350 #
C: 302.8 ⇓ 5.76% 321.3 | 302.80 ⇓ 6.00% | 326.0 | 280.4 # 3200 #
Midas Financing-A 100/50 E:12.89 P:102.6 BV:90.48 | 35%B :-610
D: 1322 ⇓ 11.66% 1497 | 1399 ⇓ 7.37% | 1570 | 1310 # 10050 #
C: 1412 ⇓ 4.63% 1480 | 1412 ⇓ 4.62% | 1450 | 1388 # 650 #
First LeaseA 100/50 E:25.89 P:45.34 BV:322.86 | 75%B :-1209
D: 1174 ⇓ 4.59% 1230 | 1207 ⇓ 3.42% | 1300 | 1171 # 20125 #
C: 1135 ⇓ 7.93% 1233 | 1224 ⇓ 1.09% | 1260 | 1135 # 700 #
People`sLeas.-A 10/100 E:3.56 P:65.96 BV:12.32 | 38.5%B :-1209
D: 234.8 ⇓ 7.19% 253.0 | 246.88 ⇓ 6.56% | 271.0 | 233.1 # 712830 #
C: 238.7 ⇓ 7.05% 256.8 | 247.07 ⇓ 6.65% | 263.0 | 235.2 # 27400 #

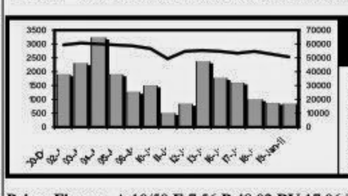

**NBFI**
Index: 50941
Chn.: -3.62%
TO (MTk): 842.47
Chn.: -4.32%
EPS: 44.55
PE: 45.14

Prime Finance-A 10/50 E:7.56 P:48.02 BV:17.06 | 10%, 40%B :-1209
D: 363.0 ⇓ 7.14% 390.9 | 384.09 ⇓ 3.71% | 408.0 | 363.0 # 112350 #
C: 355.5 ⇓ 9.82% 394.2 | 379.51 ⇓ 5.18% | 410.0 | 350.0 # 7900 #
Premier Leasing-A 100/50 E:19.53 P:50.15 BV:137.40 | 15%B :-1209
D: 979.5 ⇓ 0.81% 987.5 | 1007 ⇓ 2.08% | 1100 | 970.3 # 31113 #
C: 977.3 ⇓ 2.54% 1003 | 996.20 ⇓ 2.89% | 1025 | 970.0 # 1500 #
Islamic Finance-A 100/50 E:23.70 P:30.56 BV:136.63 | 25%B :-1209
D: 724.3 ⇓ 4.77% 760.5 | 754.63 ⇓ 2.14% | 812.0 | 721.0 # 31150 #
C: 731.0 ⇓ 4.01% 761.5 | 768.07 ⇓ 1.91% | 809.0 | 730.0 # 1800 #
LankaBangla Fin. -A 10/500 E:14.00 P:28.64 BV:30.13 | 15%, 20%B :-1209
D: 401.0 ⇓ 5.16% 422.8 | 412.55 ⇓ 4.42% | 448.0 | 398.0 # 198000 #
C: 399.1 ⇓ 6.97% 429.0 | 407.33 ⇓ 5.51% | 430.0 | 396.0 # 15500 #
B I F C -A 100/50 E:28.03 P:30.57 BV:124.90 | 22.5%B :-1209
D: 857.0 ⇓ 4.72% 899.5 | 877.14 ⇓ 3.14% | 906.0 | 851.5 # 5400 #
C: 856.8 ⇓ 5.02% 902.0 | 856.67 ⇓ 5.44% | 860.0 | 850.0 # 150 #
I P D C -A 100/50 E:12.84 P:39.64 BV:214.08 | 10%B :-1209
D: 509.0 ⇓ 4.64% 533.8 | 524.75 ⇓ 2.49% | 559.0 | 505.0 # 7300 #
C: 535.5 ⇓ 0.93% 540.5 | 535.45 ⇓ 1.01% | 555.0 | 512.0 # 1950 #
Union Capital -A 10/500 E:3.56 P:52.47 BV:11.91 | 30%B :-1209
D: 186.8 ⇓ 7.25% 201.4 | 198.23 ⇓ 4.55% | 215.0 | 186.0 # 447100 #
C: 188.8 ⇓ 7.13% 203.3 | 201.65 ⇓ 3.50% | 210.0 | 188.5 # 43500 #
BD Finance-A 10/100 E:1.83 P:100.7 BV:12.53 | 20%B :-1209
D: 184.2 ⇓ 5.10% 194.1 | 194.53 ⇓ 3.41% | 212.0 | 182.0 # 135400 #
C: 183.3 ⇓ 7.00% 197.1 | 193.45 ⇓ 4.55% | 205.9 | 182.0 # 43800 #
Intl. Leasing-A 100/50 E:19.04 P:105.9 BV:159.98 | 75%B :-1209
D: 2016 ⇓ 2.62% 2070 | 2054 ⇓ 3.35% | 2200 | 1960 # 12350 #
C: 2043 ⇓ 7.16% 2200 | 2043 ⇓ 7.30% | 2120 | 2000 # 200 #
Phoenix Fin.-A 100/50 E:23.67 P:75.08 BV:156.65 | 30%B :-1209
D: 1777 ⇓ 2.12% 1816 | 1800 ⇓ 3.48% | 1900 | 1756 # 13980 #
C: 1987 ⇑ 9.16% 1820 | 1987 ⇑ 2.59% | 1987 | 1987 # 100 #
Fidelity Assets-A 100/50 E:19.05 P:34.63 BV:124.50 | 15%B :-1208
D: 659.8 ⇓ 6.81% 708.0 | 686.00 ⇓ 4.35% | 749.0 | 650.0 # 8450 #
C: 691.3 ⇓ 1.43% 701.3 | 691.25 ⇓ 1.57% | 725.0 | 640.0 # 900 #
Delta Brac HFCL-N 100/50 E:59.20 P:33.48 BV:238.40 | 10%, 25%B :-610
D: 1982 ⇓ 1.88% 2020 | 1996 ⇓ 3.61% | 2110 | 1902 # 2875 #
National H Fin.-N 100/50 E:20.01 P:48.10 BV:124.56 | 17.5% :-1209
D: 962.5 ⇑ 0.63% 956.5 | 962.54 ⇓ 0.73% | 1028 | 930.0 # 1350 #
Bay Leasing -A 100/50 E:25.59 P:97.17 BV:306.33 | 50%B :-1209
D: 2487 ⇓ 3.21% 2569 | 2535 ⇓ 3.06% | 2699 | 2480 # 54200 #
C: 2463 ⇓ 4.16% 2570 | 2547 ⇓ 2.80% | 2620 | 2455 # 1700 #

## INVESTMENT

ICB -A 100/50 E:68.18 P:55.21 BV:230.00 | 15%, 25%B :-610
D: 3765 ⇓ 2.35% 3855 | 3767 ⇓ 2.75% | 3900 | 3700 # 1325 #
6th ICB M F-A 100/10 E:50.00 P:15.16 BV:196.03 | 75% :-609
D: 757.8 ⇓ 0.66% 762.8 | 757.75 ⇓ 0.66% | 820.0 | 720.0 # 520 #
7th ICB M F-A 100/50 E:50.00 P:24.00 BV:271.70 | 70% :-609
D: 1200 ⇓ 0.74% 1209 | 1200 ⇓ 0.75% | 1220 | 1180 # 200 #
8th ICB M F-A 100/50 E:42.85 P:18.20 BV:215.35 | 65% :-609
D: 780.0 ⇓ 1.27% 790.0 | 782.51 ⇑ 2.23% | 805.0 | 755.0 # 2050 #
1st BSRS M F-A 100/50 E:18.87 P:94.40 BV:139.55 | 15% :-609
D: 1781 ⇓ 1.64% 1811 | 1783 ⇓ 1.55% | 1800 | 1780 # 2450 #
AIMS First -A 1/2500 E:0.36 P:25.33 BV:2.25 | 10%1B:5 :-607
D: 9.12 ⇓ 2.25% 9.33 | 9.31 ⇓ 3.02% | 10.07 | 9.00 # 1877250 #
C: 9.18 ⇓ 3.16% 9.48 | 9.28 ⇓ 3.53% | 10.00 | 9.05 # 591750 #
ICB AMCL1stMF-A 100/50 E:37.98 P:17.80 BV:170.99 | 50% :-610
D: 676.0 ⇓ 1.99% 689.8 | 676.21 ⇓ 1.97% | 700.0 | 665.0 # 350 #

ICB A. IslamicMF-A 100/50 E:26.60 P:14.41 BV:142.70 | 35% :-610
D: 383.3 ⇓ 3.77% 398.3 | 384.05 ⇓ 5.11% | 388.3 | 377.0 # 3900 #
C: 402.5 ⇓ 4.45% 421.3 | 402.50 ⇓ 4.45% | 402.5 | 402.5 # 300 #
Grameen M F 1-A 10/500 E:3.45 P:28.00 BV:34.65 | 71% :-609
D: 96.60 ⇓ 6.49% 103.3 | 100.88 ⇓ 6.08% | 109.9 | 95.50 # 375000 #
C: 96.00 ⇓ 8.83% 105.3 | 100.58 ⇓ 5.89% | 106.0 | 96.00 # 26000 #
ICB A. 1st NRB -A 100/50 E:25.44 P:19.11 BV:112.76 | 35% :-610
D: 486.3 ⇓ 3.23% 502.5 | 486.25 ⇓ 3.24% | 491.0 | 480.0 # 1200 #
ICB A. 2nd NRB -A 100/50 E:14.15 P:15.25 BV:100.00 | 22.0% :-610
D: 215.8 ⇓ 2.15% 220.5 | 218.20 ⇓ 2.31% | 225.8 | 215.0 # 21300 #
C: 216.3 ⇓ 3.03% 223.0 | 217.73 ⇓ 3.97% | 220.5 | 216.3 # 1650 #
Grameen Sch.2 -A 10/500 E:1.20 P:22.25 BV:12.70 | 11.50% :-609
D: 26.70 ⇓ 2.91% 27.50 | 27.52 ⇓ 4.21% | 29.70 | 26.60 # 544500 #
C: 26.60 ⇓ 5.34% 28.10 | 27.49 ⇓ 3.98% | 30.50 | 26.50 # 97500 #
Prime Fin. 1st MF-A 10/500 E:1.40 P:22.93 BV:10.00 | 12.5% :-609
D: 32.10 ⇓ 8.81% 35.20 | 33.37 ⇓ 5.81% | 35.70 | 32.00 # 257500 #
C: 30.60 ⇓ 13.80% 35.50 | 32.12 ⇓ 9.47% | 32.60 | 30.60 # 7500 #
EBL 1st MF-A 10/500 E:0.00 P: BV:10.00 | :-
D: 15.10 ⇓ 3.82% 15.70 | 15.53 ⇓ 1.65% | 17.00 | 15.00 # 215000 #
C: 15.00 ⇓ 5.06% 15.80 | 15.24 ⇓ 3.79% | 16.10 | 14.90 # 38500 #
AMCL 2nd MF-A 100/50 E:0.00 P: BV:100.00 | 14% :-610
D: 147.5 ⇓ 3.28% 152.5 | 149.25 ⇓ 2.29% | 153.3 | 146.0 # 5600 #
C: 151.3 ⇓ 0.17% 151.5 | 151.17 ⇑ 0.39% | 154.0 | 150.0 # 1650 #
ICB Emp.PMF-A 10/500 E:0.00 P: BV:10.00 | 11.50% :-610
D: 13.90 ⇓ 4.14% 14.50 | 14.26 ⇓ 3.26% | 15.00 | 13.80 # 205500 #
C: 14.30 ⇓ 2.72% 14.70 | 14.25 ⇓ 3.13% | 14.70 | 14.00 # 11000 #
Trust Bk 1st MF-A 10/500 E:0.00 P: BV:10.00 | :-
D: 14.10 ⇓ 2.76% 14.50 | 14.43 ⇓ 1.77% | 15.00 | 14.10 # 1013500 #
C: 13.90 ⇓ 4.14% 14.50 | 14.12 ⇓ 3.88% | 14.80 | 13.50 # 96000 #
Prime Bk 1st MF-A 10/500 E:0.00 P: BV:10.00 | 10% :-610
D: 12.40 ⇓ 3.88% 12.90 | 12.94 ⇓ 0.46% | 13.20 | 12.00 # 335500 #
C: 12.60 ⇓ 0.79% 12.70 | 12.66 ⇓ 1.33% | 12.90 | 12.50 # 11000 #
DBH 1st MF-A 10/500 E:0.00 P: BV:10.00 | 7% :-610
D: 12.90 ⇓ 5.15% 13.60 | 13.18 ⇓ 3.73% | 14.00 | 12.90 # 1056500 #
C: 13.00 ⇓ 4.41% 13.60 | 13.15 ⇓ 3.52% | 13.40 | 12.90 # 40000 #
IFIC 1st MF-A 10/500 E:0.00 P: BV:10.00 | :-
D: 13.20 ⇓ 2.22% 13.50 | 13.68 ⇓ 1.72% | 14.10 | 13.20 # 619500 #
C: 13.50 ⇓ 2.88% 13.90 | 13.51 ⇓ 2.95% | 14.60 | 13.30 # 9500 #
Phoenix Fin. 1st MF-A 10/500 E:0.00 P: BV:10.00 | :-
D: 12.90 ⇓ 2.27% 13.20 | 13.12 ⇓ 2.02% | 13.80 | 12.80 # 85000 #
C: 13.00 ⇓ 2.99% 13.40 | 13.01 ⇓ 2.77% | 13.10 | 12.90 # 4000 #

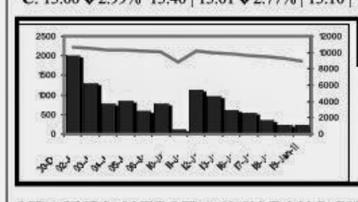

**I'VEST**
Index: 8931
Chn.: -3.55%
TO (MTk): 230.25
Chn.: -3.87%
EPS: 35.57
PE: 40.76

ICB AMCL3rd NRB MF-A 10/500 E:0.00 P: BV:10.00 | :-
D: 11.90 ⇓ 5.56% 12.60 | 12.18 ⇓ 4.25% | 13.30 | 11.90 # 1171000 #
C: 12.20 ⇓ 4.69% 12.80 | 12.42 ⇓ 3.04% | 12.70 | 12.10 # 97000 #
1st Janata Bank MF-A 10/500 E:0.00 P: BV:0.00 | :-
D: 10.70 ⇓ 0.93% 10.80 | 10.88 ⇓ 0.46% | 11.50 | 10.50 # 874000 #
C: 10.60 ⇓ 2.75% 10.90 | 10.70 ⇓ 2.10% | 11.00 | 10.30 # 131000 #
Green Delta M.F.-A 10/500 E:0.00 P: BV:0.00 | :-
D: 10.90 ⇓ 2.68% 11.20 | 11.03 ⇓ 1.78% | 11.50 | 10.80 # 936500 #
C: 10.70 ⇓ 3.60% 11.10 | 11.04 ⇓ 2.04% | 11.40 | 10.70 # 50000 #
Popular Life 1st M.F.-A 10/500 E:0.00 P: BV:0.00 | :-
D: 10.00 ⇓ 0.99% 10.10 | 10.08 ⇓ 1.95% | 10.70 | 9.90 # 1406500 #
C: 10.00 ⇓ 0.99% 10.10 | 9.98 ⇓ 1.58% | 10.70 | 9.80 # 58000 #
IFIL Islamic M.F.1-A 10/500 E:0.00 P: BV:0.00 | :-
D: 9.70 ⇓ 1.02% 9.80 | 9.81 ⇓ 1.41% | 10.10 | 9.70 # 286000 #
C: 9.60 ⇓ 2.04% 9.80 | 9.75 ⇓ 0.81% | 10.00 | 9.50 # 155500 #
PHP 1st M. F.-A 10/500 E:0.00 P: BV:0.00 | :-
D: 9.80 ⇓ 1.01% 9.90 | 9.94 ⇓ 1.09% | 10.50 | 9.80 # 891000 #
C: 9.80 ⇓ 2.00% 10.00 | 9.89 ⇓ 1.20% | 10.30 | 9.80 # 207500 #
AIBL 1st Is. M. F.-A 10/500 E:0.00 P: BV:0.00 | :-
D: 11.70 ⇓ 2.50% 12.00 | 11.61 ⇓ 3.09% | 12.80 | 11.10 # 110000 #
C: 10.80 ⇓ 12.20% 12.30 | 11.30 ⇓ 8.13% | 11.50 | 10.80 # 2000 #

## ENGINEERING

Aftab Auto.-A 10/50 E:15.08 P:19.71 BV:55.51 | 10%, 30%B :-810
D: 297.2 ⇓ 4.07% 309.8 | 308.50 ⇓ 4.33% | 338.8 | 296.3 # 281731 #
C: 301.2 ⇓ 5.85% 319.9 | 310.42 ⇓ 4.71% | 339.0 | 291.0 # 105595 #
Aziz PipesZ 100/5 E:6.20 P:78.51 BV:-375.16 | No Div. :-1209
D: 486.8 ⇓ 8.51% 532.0 | 515.01 ⇓ 3.97% | 541.0 | 471.0 # 1140 #
C: 530.0 ⇓ 14.52% 620.0 | 530.00 ⇓ 14.52% | 530.0 | 530.0 # 5 #
Olympic Ind. -A 100/50 E:54.89 P:34.07 BV:144.42 | 10%, 50%B :-610
D: 1870 ⇓ 6.56% 2001 | 1962 ⇓ 5.69% | 2199 | 1850 # 14850 #
C: 1930 ⇓ 3.58% 2002 | 1923 ⇓ 3.91% | 2000 | 1882 # 450 #
Bangladesh Lamps -A 100/5 E:81.17 P:29.47 BV:389.27 | 35% :-1209
D: 2392 ⇓ 1.23% 2422 | 2416 ⇓ 1.97% | 2479 | 2381 # 735 #
Eastern Cables-B 100/10 E:0.78 P:826.9 BV:156.76 | 5% :-1209
D: 645.0 ⇑ 2.58% 628.8 | 636.58 ⇑ 1.50% | 645.0 | 630.0 # 5810 #
C: 660.0 ⇑ 0.00% 660.0 | 660.00 ⇑ 0.00% | 660.0 | 660.0 # 10 #
Monno Jutex -A 100/5 E:7.50 P:386.3 BV:1613.33 | 20%B :-610
D: 2898 ⇓ 0.12% 2901 | 2898 ⇓ 0.12% | 2990 | 2800 # 35 #
Monno Stafllers -A 100/5 E:38.82 P:75.16 BV:372.50 | 10% :-1209
D: 2918 ⇑ 2.98% 2833 | 2918 ⇑ 2.98% | 3000 | 2780 # 45 #

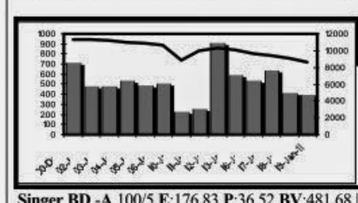

**ENGG**
Index: 8639
Chn.: -5.38%
TO (MTk): 388.73
Chn.: -5.57%
EPS: 46.04
PE: 33.81

Singer BD -A 100/5 E:176.83 P:36.52 BV:481.68 | 30% :-1209
D: 6457 ⇓ 4.92% 6791 | 6577 ⇓ 3.54% | 6790 | 6450 # 1645 #
C: 6477 ⇓ 5.05% 6822 | 6628 ⇓ 3.27% | 6826 | 6477 # 35 #
Atlas BD-A 10/50 E:16.19 P:20.72 BV:39.28 | 100%, 1B:3 :-610
D: 335.5 ⇓ 4.39% 350.9 | 336.90 ⇓ 5.19% | 357.0 | 330.0 # 17241 #
BD. Autocars -Z 100/5 E:5.37 P:85.34 BV:57.62 | 5%B :-610
D: 458.3 ⇓ 3.17% 473.3 | 458.48 ⇓ 3.26% | 473.0 | 435.0 # 526 #
Quasem Drycells -A 10/500 E:1.74 P:60.11 BV:22.53 | 20%B :-610
D: 104.6 ⇓ 7.76% 113.4 | 107.27 ⇓ 7.09% | 118.0 | 102.0 # 171200 #
C: 104.1 ⇓ 8.28% 113.5 | 104.10 ⇓ 8.28% | 104.1 | 104.1 # 1000 #
National Tubes -A 100/10 E:35.70 P:38.53 BV:297.85 | 25% :-610
D: 1376 ⇓ 2.88% 1416 | 1390 ⇓ 1.60% | 1450 | 1350 # 590 #
BD. Thai Alum -A 100/10 E:34.02 P:28.09 BV:495.60 | 20%B :-1209
D: 955.5 ⇓ 3.12% 986.3 | 993.12 ⇓ 1.61% | 1050 | 950.0 # 12880 #
C: 976.0 ⇓ 2.35% 999.5 | 991.72 ⇓ 1.44% | 1030 | 970.0 # 670 #
Kay & Que (BD) -A 100/50 E:2.72 P:143.5 BV:331.18 | 5%B :-1209
D: 390.3 ⇑ 0.13% 389.8 | 390.48 ⇓ 0.72% | 402.0 | 383.0 # 750 #
C: 434.5 ⇑ 6.82% 406.8 | 434.60 ⇑ 6.87% | 441.0 | 428.0 # 250 #
Rangpur Foundry -A 10/500 E:2.11 P:50.76 BV:15.14 | 20.50% :-1209
D: 107.1 ⇓ 2.55% 109.9 | 107.17 ⇓ 3.35% | 111.0 | 102.0 # 13500 #
C: 100.9 ⇓ 2.42% 103.4 | 100.90 ⇓ 4.33% | 101.6 | 100.0 # 1500 #
S. Alam Steel -A 100/50 E:22.86 P:28.88 BV:109.85 | 17% :-908
D: 660.3 ⇓ 2.11% 674.5 | 680.25 ⇓ 1.17% | 712.0 | 658.0 # 18450 #
C: 660.3 ⇓ 3.19% 682.0 | 671.38 ⇓ 2.32% | 700.0 | 650.0 # 6900 #
Golden Son -A 10/500 E:1.08 P:66.67 BV:24.70 | 12.50%B :-1209
D: 72.00 ⇓ 7.93% 78.20 | 75.27 ⇓ 6.73% | 84.00 | 72.00 # 844500 #
C: 72.10 ⇓ 8.96% 79.20 | 75.70 ⇓ 5.27% | 85.00 | 70.60 # 27500 #
BSRM Steels-A 100/50 E:34.43 P:46.51 BV:7.50 | 15%B :-1209
D: 1602 ⇓ 8.76% 1755 | 1669 ⇓ 5.20% | 1859 | 1600 # 33158 #
C: 1638 ⇓ 6.28% 1748 | 1699 ⇓ 3.02% | 1820 | 1600 # 4500 #
Navana CNG-A 10/100 E:6.68 P:23.53 BV:20.24 | 10%, 20%B :-310
D: 157.2 ⇓ 8.18% 171.2 | 163.28 ⇓ 6.04% | 181.0 | 155.0 # 104760 #
C: 160.2 ⇓ 6.70% 171.7 | 166.62 ⇓ 4.22% | 180.0 | 155.1 # 25200 #
Deshbandhu Polymer Ltd.-N 10/500 E:3.47 P:17.06 BV:13.63 | :-
D: 59.20 ⇓ 4.82% 62.20 | 60.39 ⇓ 7.02% | 68.00 | 56.10 # 178000 #
C: 59.00 ⇓ 6.20% 62.90 | 60.52 ⇓ 6.85% | 70.00 | 56.10 # 38500 #
National Polymer -A 100/10 E:24.27 P:29.04 BV:411.86 | 18% :-610
D: 704.8 ⇓ 7.15% 759.0 | 710.21 ⇓ 6.80% | 730.0 | 702.0 # 960 #
C: 726.0 ⇓ 0.14% 727.0 | 726.00 ⇓ 0.15% | 726.0 | 726.0 # 20 #

## FOOD & ALLIED

Apex FoodsA 100/5 E:15.01 P:65.21 BV:704.00 | 12% :-610
D: 978.8 ⇓ 2.27% 1002 | 991.30 ⇓ 1.61% | 1016 | 970.0 # 800 #
C: 944.5 ⇓ 12.49% 1079 | 944.50 ⇓ 12.48% | 944.5 | 944.5 # 5 #
Bangas -A 100/5 E:14.61 P:132.8 BV:134.45 | 25%B :-610
D: 1940 ⇑ 6.81% 1816 | 1940 ⇑ 6.81% | 1940 | 1940 # 10 #
BATBCL -A 10/50 E:34.48 P:19.65 BV:56.04 | 300% :-1209
D: 677.5 ⇑ 0.36% 675.1 | 673.58 ⇓ 0.38% | 687.9 | 670.0 # 94600 #
C: 653.8 ⇓ 2.95% 673.7 | 665.27 ⇓ 1.25% | 687.0 | 650.0 # 700 #
GeminiSeaFood A 100/5 E:36.95 P:39.78 BV:-88.73 | 12% :-610
D: 1470 ⇓ 6.56% 1573 | 1470 ⇓ 6.56% | 1501 | 1460 # 100 #

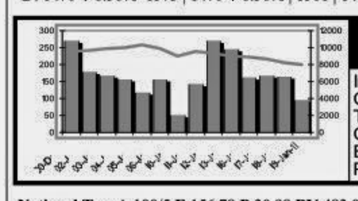

**FOOD**
Index: 8024
Chn.: -2.61%
TO (MTk): 95.11
Chn.: -41.85%
EPS: 113.38
PE: 24.14

National Tea -A 100/5 E:156.78 P:30.98 BV:483.00 | 20% :-1209
D: 4858 ⇓ 3.12% 5014 | 4858 ⇓ 3.11% | 4860 | 4855 # 20 #
Chittagong Veg.-Z 100/10 E:18.08 P:209.9 BV:114.28 | 20%B :-610
D: 3796 ⇓ 3.80% 3945 | 3819 ⇓ 3.53% | 4000 | 3575 # 260 #
AMCL (Pran) -A 100/10 E:54.49 P:26.46 BV:445.10 | 30% :-610
D: 1442 ⇓ 4.25%