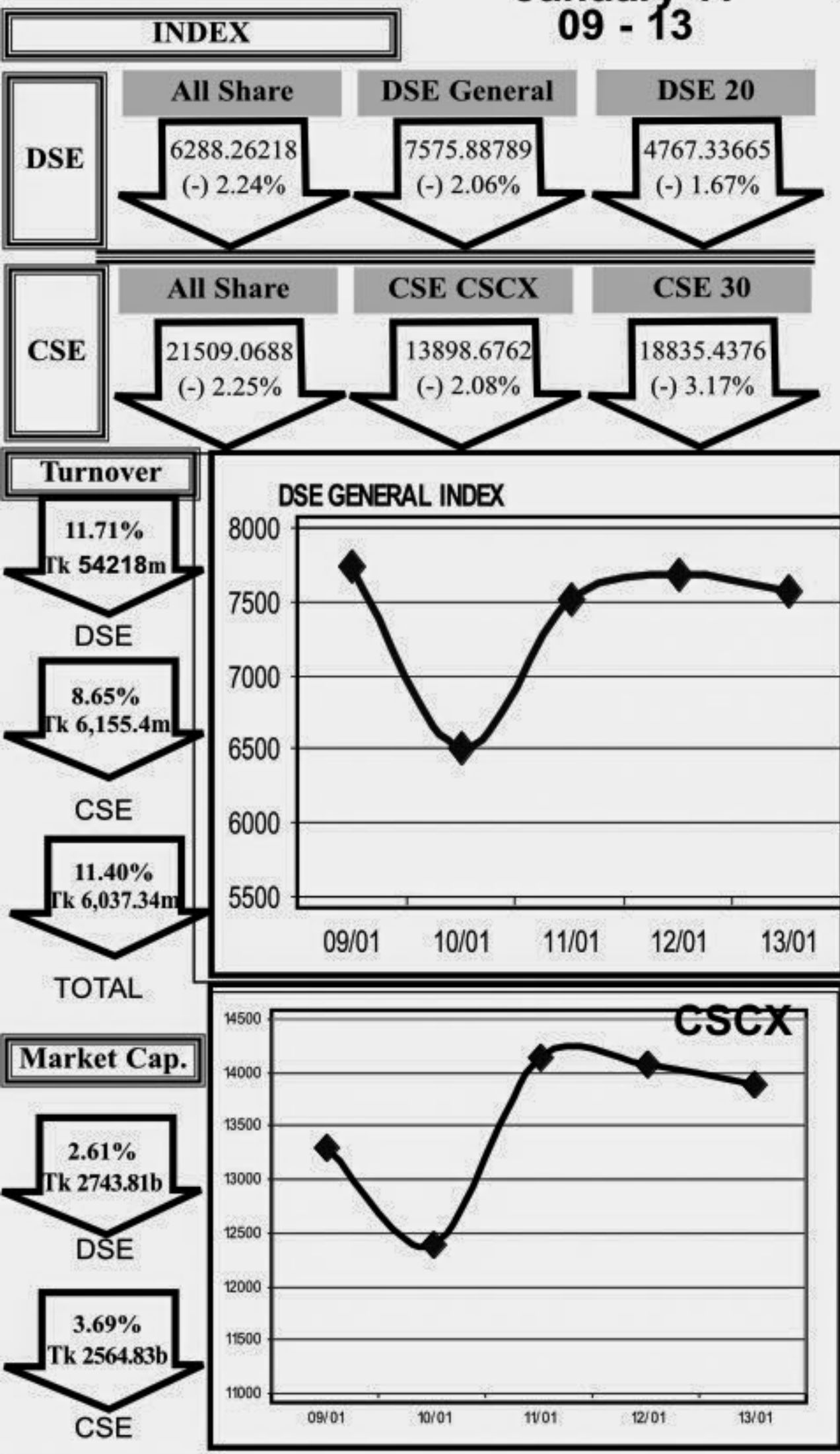


**Weekly Capital Market Highlights:**

January '11  
09 - 13



**Capital Gainers**

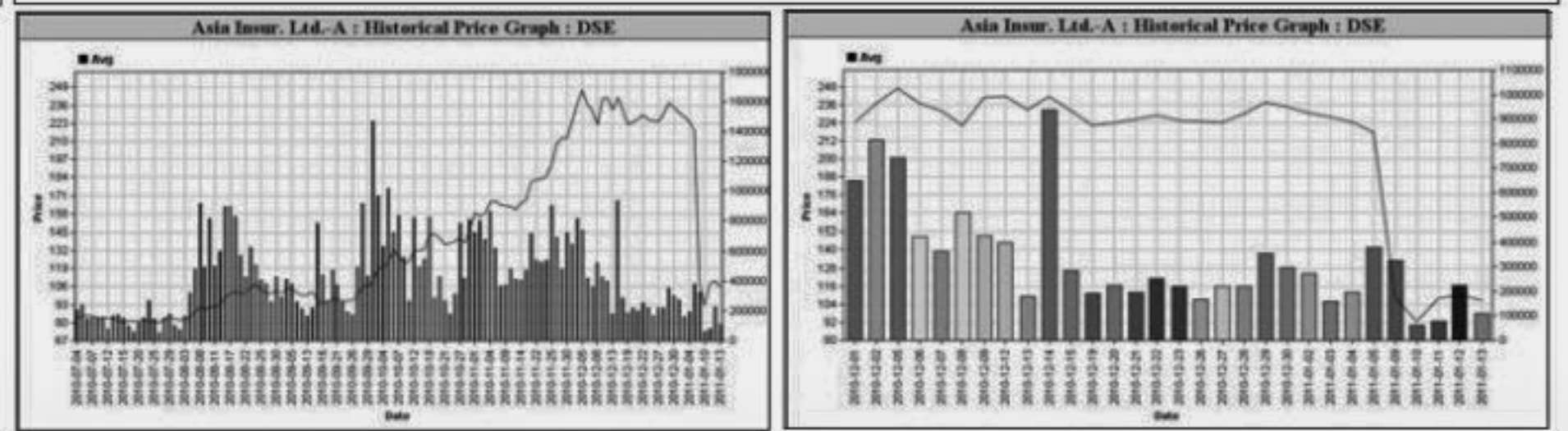
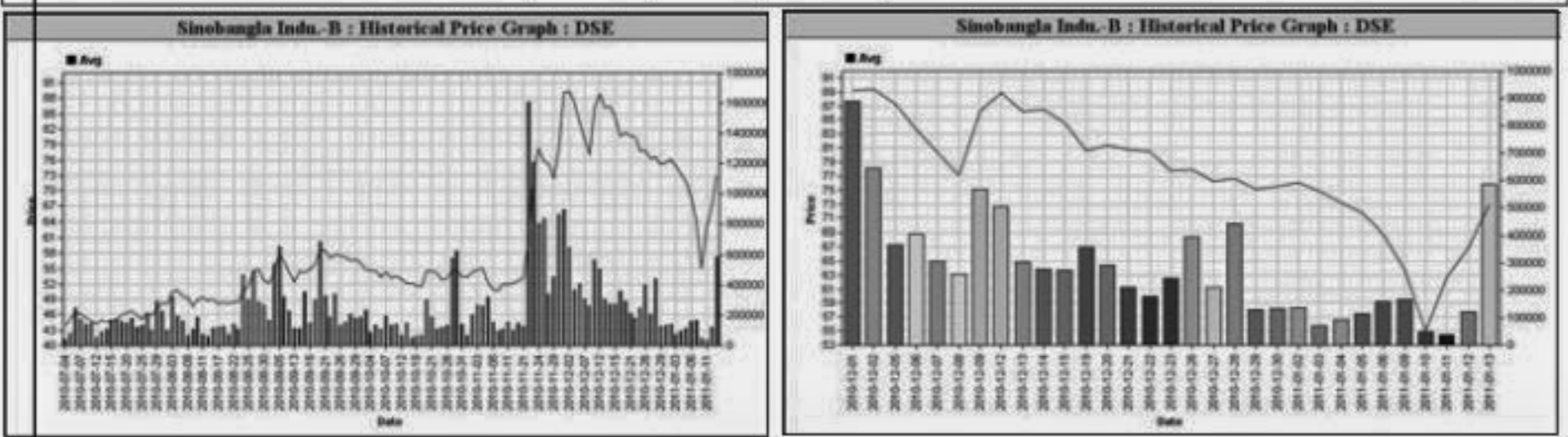
**Dhaka Stock Exchange**

Company	Price Chn. (%)		Price Scale				Turnover		BookV			
	Close	Avg.	Avg.	Close	W Hi	W Lo	Yr Hi	Yr Lo	M.Tk	Per S	EPS	PE
Sinobangla Indu.-B	12.56	6.09	72.98	75.30	76.00	53.00	94.9	43.0	66.403	20.25	0.56	130.32
Miracle Industries-B	6.71	7.28	37.44	36.60	38.20	26.20	55.8	26.2	16.322	16.05	0.87	43.03
Rahim Textile -A	6.02	4.65	2,784.75	2,784.75	3,183.00	2,655.00	3,300.00	1,031.0	2,962	769.62	11.5	242.15
Beximco Syn.-A	5.54	5.50	586.20	576.25	603.00	483.00	603.0	275.0	582.280	333.49	1.95	300.62
Standard Ceramic-B	5.51	5.49	464.24	464.25	492.75	393.00	710.0	290.0	5.006	147.83	4.88	95.13
UCBL -A	4.60	3.93	225.86	224.90	229.00	160.00	314.00	160.02	177.979	19.61	3.21	70.36
Square Textile -A	4.58	3.84	205.19	203.40	212.00	145.00	260.0	96.0	180.671	46.37	3.21	63.92
DESCO Ltd. -A	4.45	3.99	2,008.01	2,001.75	2,045.00	1,625.00	3,700.00	1,530.0	501.299	409.16	85.91	23.37
3rd ICB M F-A	4.41	4.40	2,298.00	2,298.00	2,220.00	2,220.00	2,550.00	1,500.0	0.941	415.05	121.4	18.93
2nd ICB M F-A	3.13	3.14	3,406.63	3,406.50	3,449.75	3,398.00	3,700.00	2,010.0	1.326	480.33	135.55	25.13

**Capital Losers**

**Dhaka Stock Exchange**

Company	Price Chn. (%)		Price Scale				Turnover		BookV			
	Close	Avg.	Avg.	Close	W Hi	W Lo	Yr Hi	Yr Lo	M.Tk	Per S	EPS	PE
Asia Insur. Ltd.-A	-51.44	-50.98	106.72	104.30	125.00	88.10	1513.0	88.1	86.505	17.69	1.42	75.15
Chittagong Veg.-Z	-16.85	-21.69	4927.49	4997.75	5750.00	4650.00	6699.0	174.0	33.258	114.28	18.08	272.54
Savar Refractories-B	-15.88	-16.67	986.44	986.25	1164.00	986.00	1425.3	505.0	1.025	114.21	5.56	177.42
Dulamia CottonZ	-15.47	-12.62	312.69	300.50	350.00	290.00	515.3	165.3	6.080	-173.12	-8.32	-37.58
H.R. Textile -A	-13.14	-14.17	704.29	689.00	801.00	599.75	1169.8	237.0	29.817	124.51	11.34	62.11
Jute SpinnersA	-12.50	-12.50	1820.00	1820.00	1925.00	1815.00	2540.0	1171.0	0.130	528.94	37.33	48.75
Tallu Spinning -Z	-11.84	-11.27	746.29	729.50	868.75	603.75	1273.8	150.5	19.052	110.43	3.19	233.95
Meghna PET Ind. -Z	-11.32	-11.35	28.44	28.20	32.60	27.00	33.0	14.1	10.081	0.2	-1.64	-17.34
Aziz PipesZ	-10.13	-11.07	566.85	558.75	629.00	460.00	788.5	391.0	8.776	-375.16	6.2	91.43
Imam Button-B	-9.98	-9.79	501.82	500.75	549.00	420.00	752.0	200.0	6.432	90.92	-10.49	-47.84



**Chittagong Stock Exchange**

Company	Price Chn. (%)		Price Scale				Turnover		BookV			
	Close	Avg.	Avg.	Close	W Hi	W Lo	Yr Hi	Yr Lo	M.Tk	Per S	EPS	PE
Apex SpinningA	17.14	17.14	1640.00	1640.00	1640.00	1575.00	1800.0	700.0	0.130	477.21	15.62	104.99
Sinobangla Indu.-B	16.08	6.05	73.83	76.50	77.00	55.00	99.0	41.3	5.605	20.25	0.56	131.84
Pioneer Insur -A	10.75	10.75	2040.00	2040.00	2042.00	2040.00	2350.0	780.0	0.613	226.47	28.35	71.96
PragatiLife Insu. -A	7.95	9.50	4319.00	4319.00	4319.00	3820.00	4700.0	2600.3	2.050	301.5	6.03	716.25
Mithun Knitting -A	7.51	7.51	1704.00	1704.00	1788.00	1500.00	2507.0	510.0	0.363	174.54	39.3	43.36
6th ICB M F-A	6.31	6.31	893.00	893.00	893.00	830.00	969.0	526.0	0.249	196.03	50	17.86
Progressive Life-A	5.64	5.64	3280.00	3280.00	3280.00	3200.00	3875.0	1700.0	0.648	253.7	12.36	265.37
Beximco Syn.-A	5.14	4.55	580.72	572.25	600.00	471.00	600.0	20.0	87.066	333.49	1.95	297.81
UCBL -A	4.46	3.95	225.38	224.70	228.50	160.00	310.12	160.0	495.447	19.61	3.21	70.21
Square Textile -A	4.34	4.42	205.49	204.50	216.00	143.00	260.0	80.0	4.891	46.37	3.21	64.02

**Chittagong Stock Exchange**

Company	Price Chn. (%)		Price Scale				Turnover		BookV			
	Close	Avg.	Avg.	Close	W Hi	W Lo	Yr Hi	Yr Lo	M.Tk	Per S	EPS	PE
Asia Insur. Ltd.-A	-51.39	-51.46	106.98	106.30	129.00	91.50	1,489.0	91.5	15.248	17.69	1.42	75.34
Islami Ins.BD-Z	-36.85	-38.42	673.64	687.75	700.00	620.00	1,112.5	375.0	0.236	126.82	7.2	93.56
Chittagong Veg.-Z	-16.67	-20.48	4,878.00	4,849.75	5,500.00	4,710.00	6,500.0	175.0	0.979	114.28	11.08	264.77
H.R. Textile -A	-12.70	-15.13	703.70	701.00	750.00	624.75	1,150.0	200.0	3.626	124.51	11.34	62.05
Anwar Galvanizing -Z	-12.57	-12.57	445.00	445.00	445.00	435.00	609.5	281.0	0.912	75.55	0.13	3423.08
Northern G Insur-A	-12.25	-11.99	741.79	739.50	955.00	670.00	1,150.00	300.0	4.618	107.32	11.59	64.00
Rupali Bank - Z	-11.71	-11.72	1,500.00	1,500.00	1,605.00	1,485.00	2,120.0	1,300.0	0.049	446.54	133.48	11.24
ICB AMCL IslamicMF-A	-10.85	-11.65	421.25	421.25	439.00	420.25	545.0	300.0	0.340	142.7	26.6	15.84
Aftab Auto.-A	-10.19	-9.22	387.53	378.90	455.00	310.10	3,010.0	280.0	109.751	55.51	15.08	25.70
Tallu Spinning -Z	-10.05	-10.13	742.25	743.00	750.00	700.00	970.0	183.0	0.074	110.43	3.19	232.68

**Turnover Leaders**

**Dhaka Stock Exchange**

Company	Vol. Share	Value (M.Tk.)	% of Total	Price Scale				C.Avg		BookV		
				Close	Chn	PW	W Lo	Avg.	Per S	EPS	PE	
National Bank -A	12,855,770	2,250.49	4.15	177.00	0.00	177.00	190.00	149.90	178.92	20.25	4.72	37.50
UCBL -A	10,316,375	2,177.98	4.02	224.90	4.60	215.00	229.00	160.00	225.86	19.61	3.21	70.06
BEXIMCO Ltd. -A	7,053,271	2,158.58	3.98	306.80	0.00	-0.72	73.40	76.10	62.20	71.89	22.81	2.35
BEXTEX Ltd. -A	24,633,764	1,776.97	3.28	71.40	-2.07	73.40	76.10	62.20	71.89	22.81	2.35	70.06
Grameenphone-A	7,354,165	1,752.26	3.23	234.80	2.98	228.00	259.00	215.00	236.73	33.64	12.08	19.44
Southeast Bank-A	2,740,074	1,462.47	2.70	537.75	-3.06	554.75	572.00	458.25	541.08	217.06	26.39	99.99
Titas Gas TDCLA	1,531,380	1,454.35	2.68	950.50	0.21	948.50	1,050.00	851.25	961.34	200.15	60.88	15.61
AB Bank -A	960,602	1,362.79	2.51	1,430.50	-2.64	1,469.25	1,520.00	1,265.25	1,436.72	298.68	104.91	13.64
Bay Leasing-A	491,600	1,333.76	2.46	2,776.50	0.64	2,758.75	2,849.00	2,371.00	2,788.30	306.33	25.59	108.50
Prime Bank-A	15,860,900	1,256.67	2.32	77.70	-5.24	82.00	87.80	69.00	79.04	25.53	4.82	16.12
UNITED AIR-N	1,843,493	1,250.98	2.31	718.25	0.45	715.00	728.00	560.00	707.53	95.75	11.26	63.79
People's Leasing-A	4,272,279	1,189.29	2.19	286.00	0.35	285.00	293.00	224.00	288.80	12.32	3.56	80.34
One Bank -A	974,732	952.83	1.76	988.50	-3.21	1,021.25	1,030.00	851.00	949.149	16.16	35.33	27.98
LankaBangla Fin. -A	1,939,880	914.61	1.69	468.20	-0.40	468.40	497.00	413.00	470.06	30.13	14	33.44
Pubali Bank -A	9,663,433	885.47	1.63	92.80	-3.43	96.10	99.00	76.10	93.60	19.14	4.21	22.04
Islami Bank BD -A	1,130,717	819.96	1.51	715.50	-1.85	729.00	765.00	640.00	720.02	262.88	45.92	15.58
Square Pharma -A	229,359	745.10	1.34	98.90	-1.19	101.00	107.00	85.10	101.08	25.65	17.8	56.07
Shinepukur Ceramics-A	7,229,647	725.32	1.34	98.90	-1.19	101.00	107.00	85.10	101.08	25.65	17.8	56.07
City Bank -A	780,370	673.60	1.24	856.25	-3.82	876.25	919.00	755.00	865.29	249.31	20.85	41.07
EXIM Bank-A	11,712,155	659.52	1.22	56.70	-1.22	57.40	60.90	48.10	57.05	13.78	3.47	16.34

**Market Cap. Leader**

**Dhaka Stock Exchange**

||
||
||