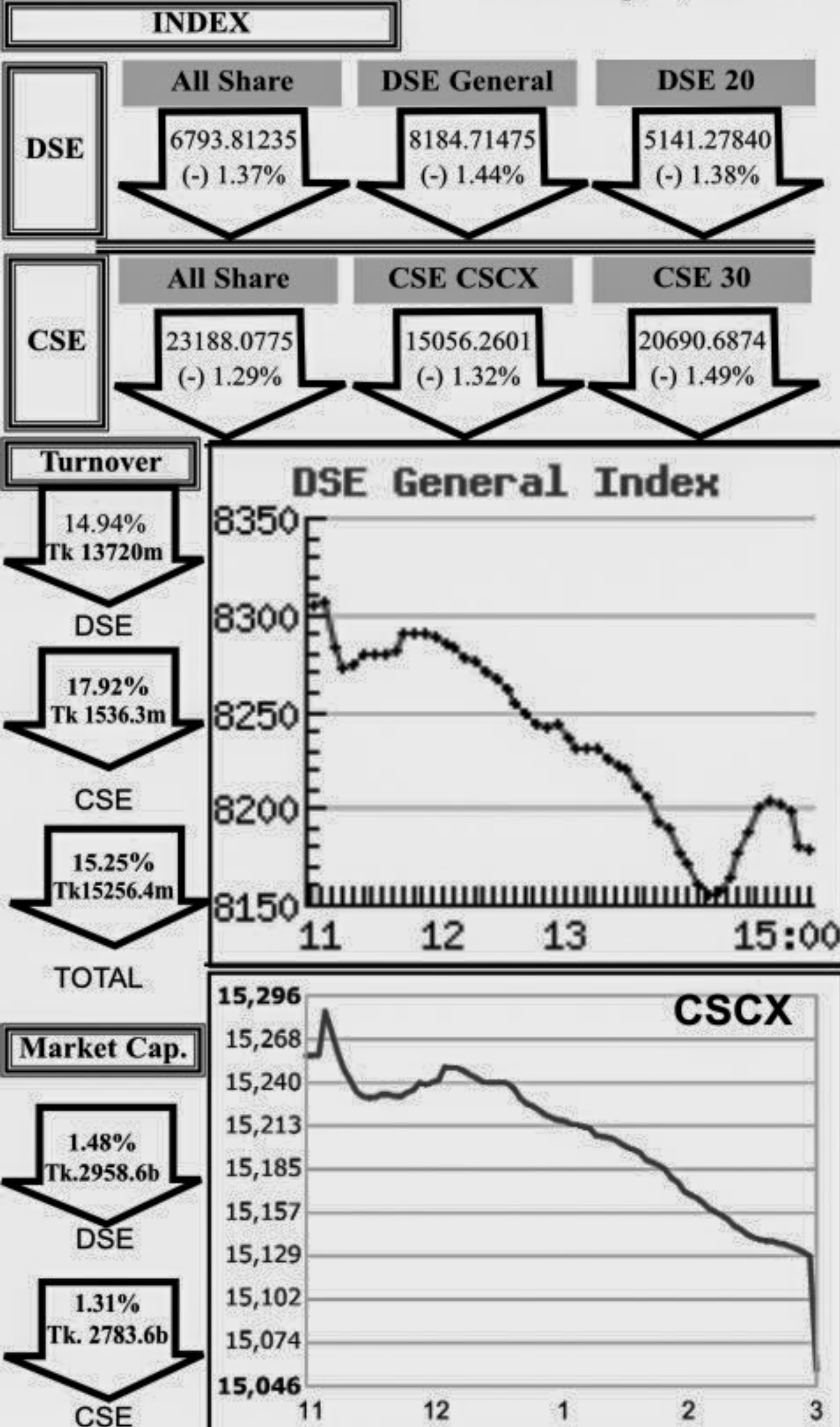


Capital Market Highlights: January 3, 2011

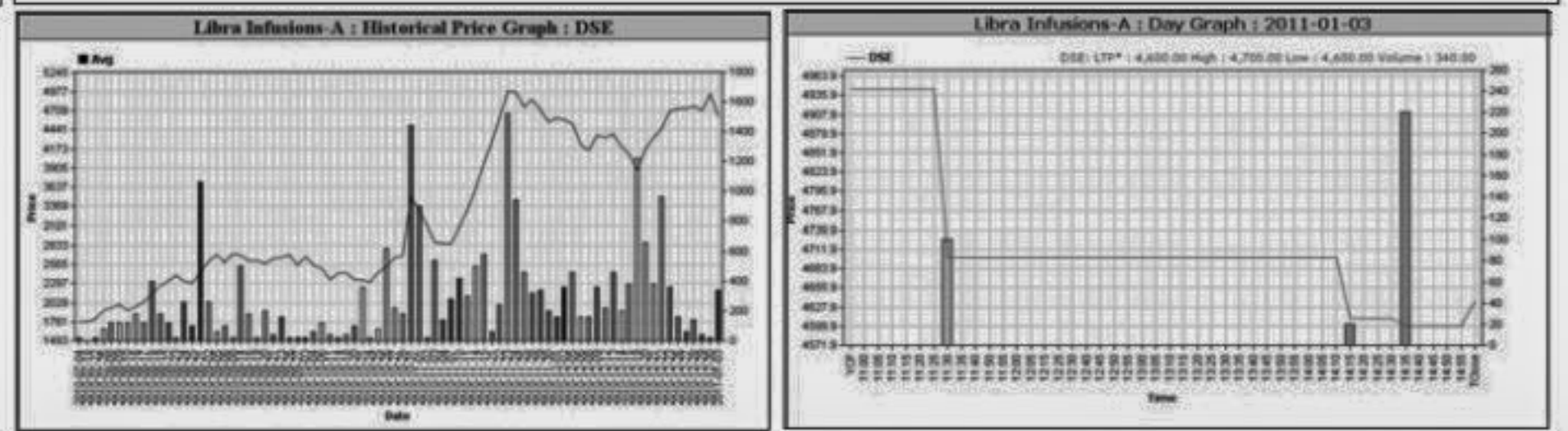
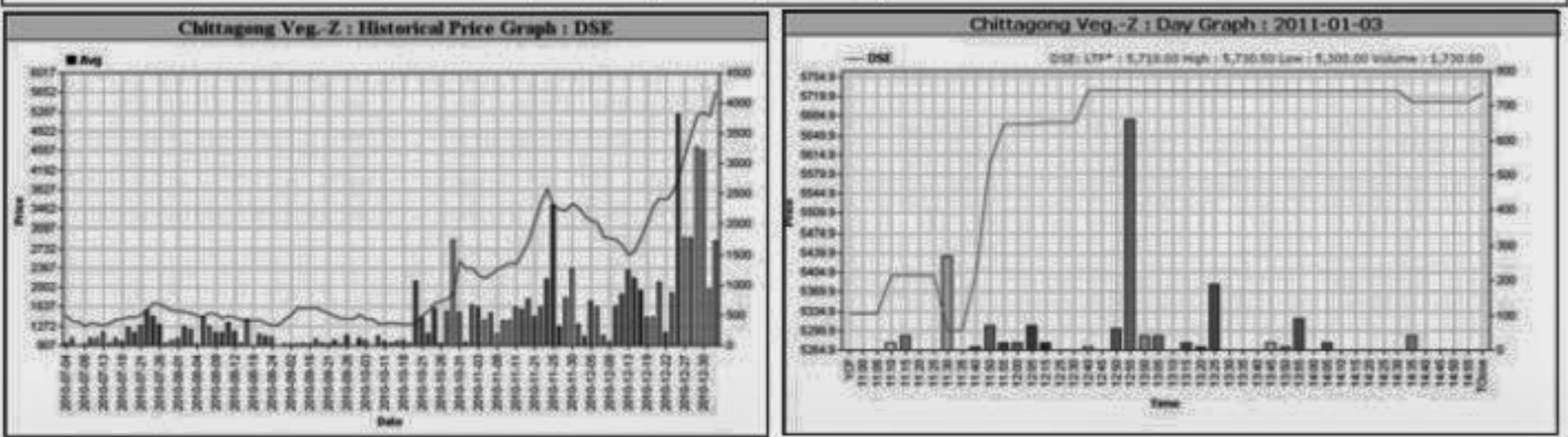


Capital Gainers

Dhaka Stock Exchange												
Company	Price Chn. (%)		Price Scale				Turnover		BookV		PE	
	Close	Avg.	Avg.	Close	DayHi	DayLo	Yr Hi	YrLo	M.Tk	Per S		EPS
Chittagong Veg-Z	7.40	8.59	5,654.53	5,725.25	5,730.50	5,300.00	5,730.50	115.0	9.782	114.28	18.08	312.75
Safko Spinning-Z	5.83	1.95	780.39	803.75	837.00	763.25	910.00	80.5	31.411	57.14	-29.83	-26.16
Meghna PET Ind.-Z	3.89	7.10	29.70	29.40	31.00	27.10	31.00	14.1	6.446	0.2	-1.64	-18.11
Aziz PipesZ	2.86	4.03	663.30	665.00	679.75	646.00	788.5	391.0	8.507	-375.16	6.2	106.98
Singer BD -A	2.84	3.25	7,400.13	7,363.75	7,590.00	7,180.00	8,422.52830.0	44,164	481.68	176.83	41.85	
Stylecraft -A	2.72	2.72	6,700.00	6,700.00	6,700.00	6,700.00	9,724.83000.0	0.067	2211	133.6	50.15	
Apex SpinningA	2.44	3.04	1,689.00	1,689.00	1,689.00	1,689.00	1,889.0	665.0	0.034	477.21	15.62	108.13
Popular Life Insu.-A	2.07	0.72	656.49	662.00	673.00	641.00	729.0	636.1	33.186	60.17	20.45	32.10
Anwar Galvanizing-Z	1.64	1.73	465.64	465.50	484.75	455.25	620.0	280.5	0.256	75.55	0.13	3581.85
Monno Stallers -A	1.59	1.59	3,420.09	3,420.00	3,523.75	3,300.00	4,250.0	896.0	0.291	372.5	38.82	88.10

Capital Losers

Dhaka Stock Exchange												
Company	Price Chn. (%)		Price Scale				Turnover		BookV		PE	
	Close	Avg.	Avg.	Close	DayHi	DayLo	Yr Hi	YrLo	M.Tk	Per S		EPS
Libra Infusions-A	-6.23	-6.23	4636.68	4636.50	4700.00	4600.00	5,242.0	1660.0	1.57615647.1	61.61	75.26	
Monno Jutex -A	-6.03	-6.08	3550.00	3552.00	3665.00	3465.00	4600.0	2250.0	0.09216133.33	7.5	473.33	
Grameen1.Scheme2 -A	-4.73	-3.13	32.77	32.20	34.00	31.90	55.3	23.9	84.507	12.7	1.2	27.31
Dutch Bangla B-A	-4.36	-4.02	2203.65	2166.50	2270.00	2131.00	2570.0	1150.0	66.110	217.59	56.89	38.74
AIMS First -A	-4.27	-4.04	11.40	11.22	11.87	11.10	29.0	9.6	56.586	2.25	0.36	31.67
Reliance Insur -A	-4.26	-4.26	1707.84	1707.75	1789.75	1690.00	2097.0	1100.0	3.160	313.1	39.37	43.38
Rahim Textile -A	-4.13	-2.98	3048.19	3009.00	3115.00	2900.25	3300.0	1031.0	1.402	769.62	11.5	265.06
EXIM Bank-A	-4.06	-4.24	61.40	61.40	63.20	60.70	638.0	48.1	275.307	13.78	3.47	17.69
Keya Detergent-A	-4.02	-2.46	94.14	93.00	96.10	92.50	129.0	55.5	15.533	19.37	2.4	39.23
PrimeFin. 1st MF-A	-3.95	-1.42	42.28	41.30	43.50	41.00	47.5	22.6	31.579	10	1.4	30.20



Chittagong Stock Exchange												
Company	Price Chn. (%)		Price Scale				Turnover		BookV		PE	
	Close	Avg.	Avg.	Close	DayHi	DayLo	Yr Hi	YrLo	M.Tk	Per S		EPS
ICB AMCL 1st NRB -A	10.14	10.14	630.00	630.00	630.50	629.00	630.5	209.0	0.126	112.76	25.44	24.76
Chittagong Veg-Z	7.25	7.25	5460.80	5460.75	5473.25	5399.00	5473.3	125.0	1.693	114.28	18.08	302.04
Aziz PipesZ	5.18	5.82	688.21	688.25	747.00	661.00	829.5	400.0	0.196	-375.16	6.2	111.00
Sandhani Life -A	5.84	4.38	430.50	430.50	431.00	430.00	4780.0	409.0	0.043	63.71	3.03	142.08
Central Insur -A	4.44	3.64	1116.67	1116.75	1120.00	1100.00	1345.0	600.0	0.134	240.46	22.51	49.61
Safko Spinning-Z	3.20	2.35	784.35	790.75	800.00	760.00	833.5	73.5	1.686	57.14	-29.83	-26.29
Tallu Spinning-Z	2.45	5.38	921.00	921.00	921.00	921.00	921.0	183.0	0.009	110.43	3.19	288.71
Rupali InsurA	2.41	3.00	1742.86	1742.75	1750.00	1725.00	2051.0	500.0	0.244	392.93	27.92	62.42
Phoenix Finance-A	2.32	2.21	2355.45	2358.00	2448.00	2260.00	2590.0	910.0	1.319	156.65	23.67	99.51
Singer BD -A	2.23	4.25	7439.97	7301.25	7600.00	7200.00	8931.3	700.0	4.018	481.68	176.83	42.07

Chittagong Stock Exchange												
Company	Price Chn. (%)		Price Scale				Turnover		BookV		PE	
	Close	Avg.	Avg.	Close	DayHi	DayLo	Yr Hi	YrLo	M.Tk	Per S		EPS
Imam Button -B	-9.67	-9.67	542.00	542.00	542.00	542.00	769.0	200.0	0.027	90.92	-10.49	-51.67
Rangpur Foundry -A	-9.51	-8.37	131.95	130.30	135.00	130.10	167.0	99.3	0.396	15.14	2.11	62.54
Anwar Galvanizing -Z	-6.25	-6.25	450.00	450.00	450.00	450.00	609.5	281.0	0.023	75.55	0.13	3461.54
Legacy Footwear -Z	-5.03	-5.07	52.85	52.90	53.60	52.10	74.0	33.7	0.053	18.88	0.51	103.63
Apex Foods -A	-5.02	-5.03	1,139.70	1,139.75	1,150.00	1,113.00	1,530.0	998.0	0.131	704	15.01	75.93
Grameen1.Scheme2 -A	-4.13	-2.85	32.77	32.50	33.90	31.80	57.9	23.7	9.601	12.7	1.2	27.31
H.R. Textile -A	-3.94	-2.78	892.06	884.00	900.00	878.00	1,150.0	200.0	0.714	124.51	11.34	78.66
EXIM Bank-A	-3.91	-3.64	61.66	61.50	64.00	61.00	670.0	40.0	28.241	13.78	3.47	17.77
AIMS First -A	-3.85	-3.64	11.37	11.23	11.72	11.12	29.0	9.3	16.186	2.25	0.36	31.58
Green Delta M.F.-A	-3.79	-2.21	12.84	12.70	13.20	12.40	14.0	9.7	1.625	0	0	-

Turnover Leaders

Dhaka Stock Exchange												
Company	Vol. Share	Value (M.Tk.)	% of Total	Price Scale			C.Pts	BookV	EPS	PE		
				Avg. Close	DayHi	DayLo						
People's Leasing-A	2390870	731.328	5.33	8500	305.88	303.60	309.20	0.56	12.32	3.56	85.92	
Bay Leasing -A	202120	615.032	4.48	2000	3042.91	3022.00	3110.00	2992.00	-0.39	306.33	25.59	118.91
National Bank -A	2759890	517.859	3.77	24000	187.64	186.50	191.80	185.10	-1.89	20.25	4.72	39.75
Union Capital -A	1739750	443.206	3.23	11500	254.75	253.30	258.00	249.10	-1.00	11.91	3.56	71.56
AB Bank -A	273191	430.183	3.14	1930	1574.66	1565.25	1599.75	1555.00	-1.77	298.68	104.91	15.01
Southeast Bank-A	715446	419.944	3.06	2700	586.34	582.75	596.00	575.00	-2.63	217.06	26.9	21.80
BEXTEX Ltd. -A	4688956	366.642	2.67	30000	78.19	77.40	80.50	76.70	-1.53	22.81	2	39.10
Prime Bank-A	388078	355.497	2.59	6000	916.04	915.00	940.00	907.00	-2.01	257.18	48.2	19.00
One Bank -A	307477	330.968	2.41	4800	1076.40	1078.75	1096.00	1056.00	-2.20	149.16	35.33	30.47
BEXIMCO Ltd. -A	1015734	324.055	2.36	10000	319.04	316.80	324.50	315.60	-0.91	63.73	20.38	15.65
EXIM Bank-A	4484043	275.307	2.01	24000	61.40	61.40	63.20	60.70	-4.06	13.78	3.47	17.69
UNITED AIR-N	357211	258.118	1.88	2000	722.59	718.50	740.00	713.00	-2.15	95.75	11.26	64.17
Islami Bank BD -A	303807	238.913	1.74	1000	786.40	785.00	800.00	776.00	-1.84	262.88	45.92	17.13
UCBL -A	1060020	237.157	1.73	5000	223.73	222.70	227.70	222.00	-1.24	19.61	3.21	69.70
City Bank -A	232397	219.262	1.60	1000	943.48	940.75	975.00	935.00	-2.79	249.31	20.85	45.25
Titas Gas TDCLA	213600	210.002	1.53	1000	983.16	979.75	996.00	976.00	-0.76	200.15	60.88	16.15
Grameenphone-A	797000	194.332	1.42	10000	243.83	242.20	249.80	240.20	-2.26	33.64	12.08	20.18
CMC Kamal Tex. -A	741800	182.306	1.33	2200	245.76	245.00	255.00	238.00	-2.95	15.24	0.92	267.13
LankaBangla Fin. -A	350382	177.184	1.29	5000	505.69	499.50	514.00	497.00	-1.75	30.13	14	36.12
Shahjalal Islami -A	2253730	170.772	1.24	10000	75.77	75.20	77.40	74.60	-2.21	14.38	3.13	24.21

Market Cap. Leader

Dhaka Stock Exchange												
Company	Market Cap. M. Tk.	% of Total	Average			Price Scale			BookV			
			Price	Chn. P Day	P Day	D Hi	D Lo	D Clo.	Chn%	Per S	EPS	PE
Grameenphone-A	329,244	11.13	243.83	-2.32	249.63	249.8	240.2	242.2	-2.26	33.64	12.08	20.18
ICB -A	104,681	3.54	4,187.25	-1.25	4240.36	4269	4150	4181	-1.55	230	68.18	61.41
National Bank -A	82,789	2.8	187.64	-2.73	192.91	191.8	185.1	186.5	-1.89	20.25	4.72	39.75
Titas Gas TDCLA	74,281	2.51	983.16	-1.06	993.69	996	976	979.75	-0.76	200.15	60.88	16.15
Square Pharma -A	69,738	2.36	3,554.92	0.01	3554.51	3580	3525.25	3534.5	-0.71	765.68	138.36	25.69
UCBL -A	65,104	2.2	223.73	-1.12	227.02	227.7	222	222.7	-1.24	19.61	3.21	69.70
Islami Bank BD -A	58,297	1.97	786.40	-3.06	811.24	800	776	785	-1.84	262.88	45.92	17.13
Prime Bank-A	52,914	1.79	916.04									