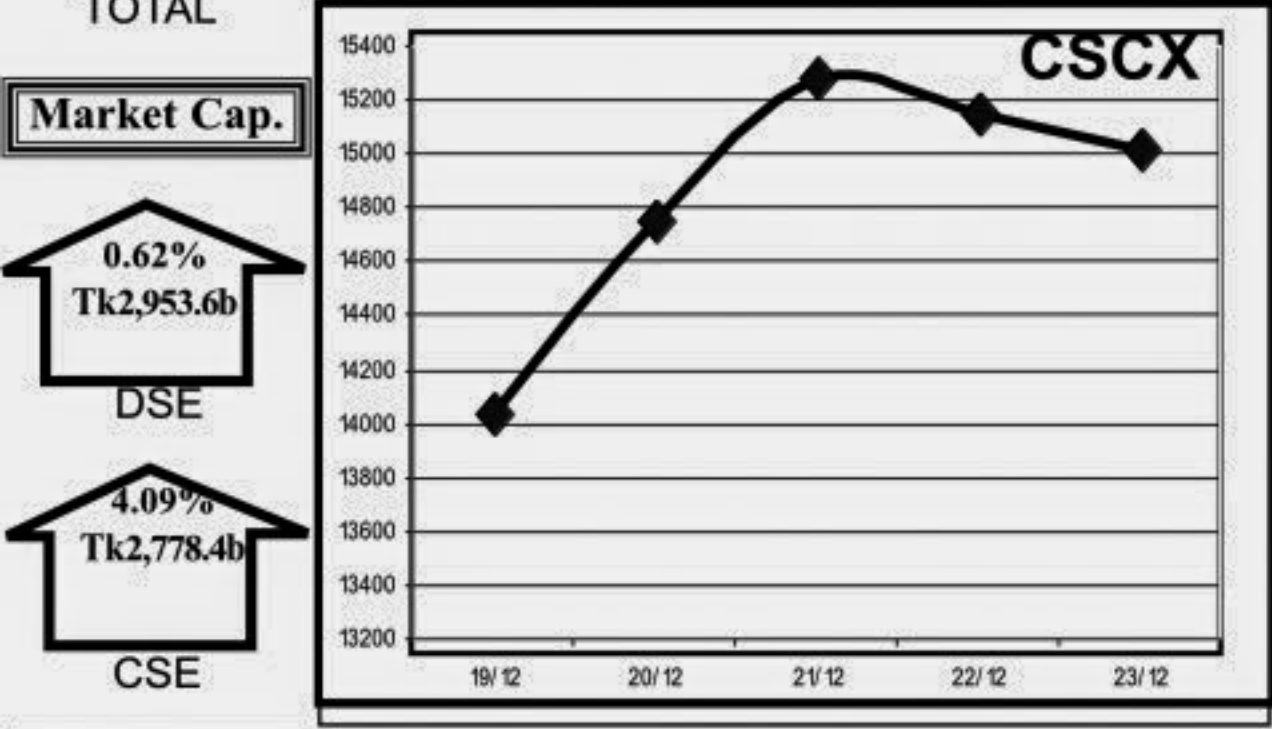
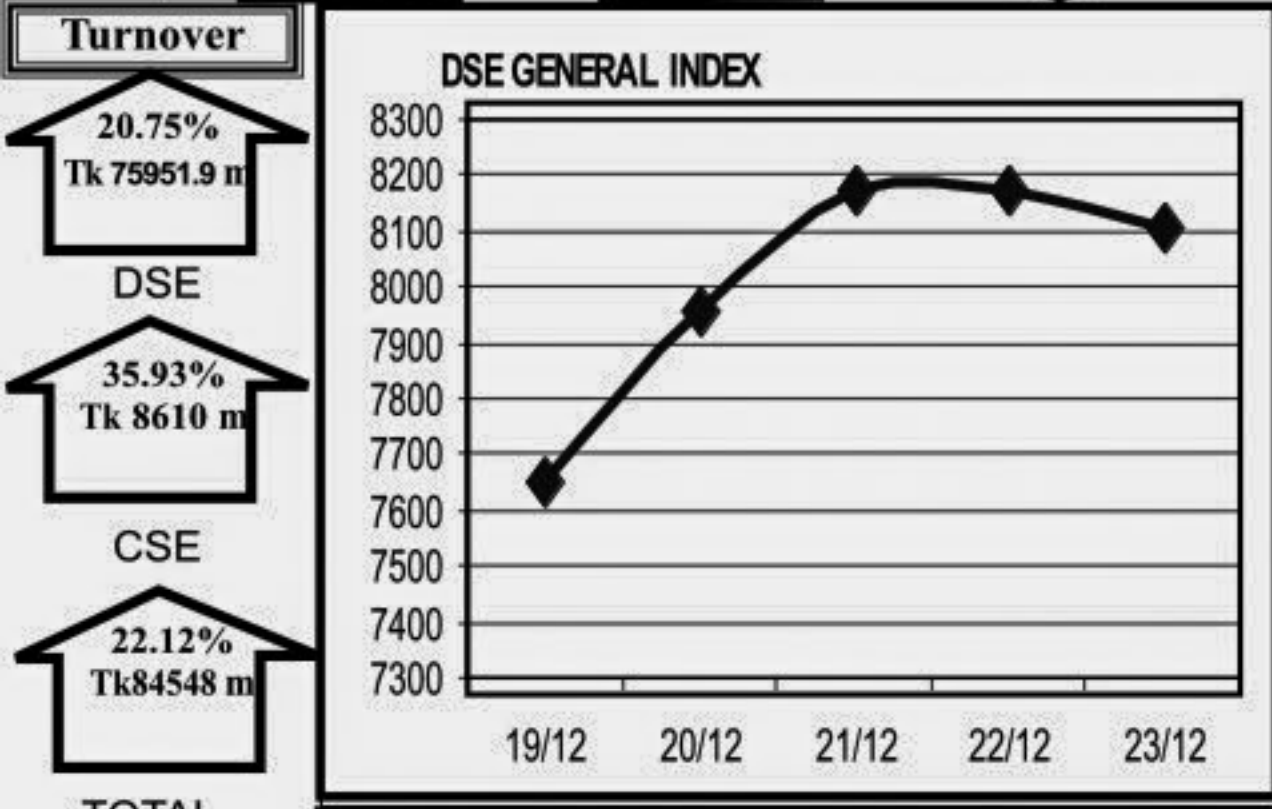
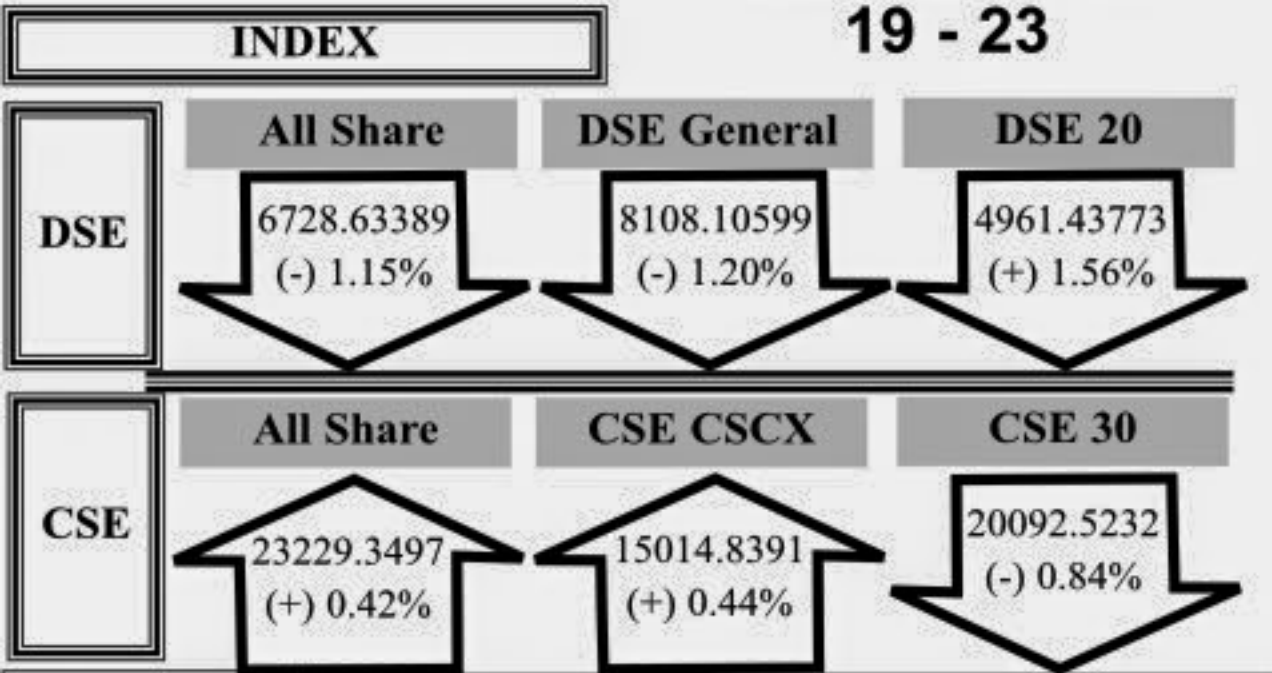


Weekly Capital Market Highlights:

December '10
19 - 23



Key Features - Dec 19 - 23

| Indicators | DSE | CSE | TOTAL |
|------------------------------------|-------------|------------|-------------|
| Turnover (Million Taka) | 75,951.87 | 8,609.99 | 84,561.87 |
| Turnover (Volume) | 477,164,698 | 73,194,862 | 550,359,560 |
| No. of Contract | 1,044,626 | 170,076 | 1,214,702 |
| Traded Issues | 248 | 209 | 457 |
| Issue Gain (Avg. Price Basis) | 51 | 39 | 90 |
| Issue Loss (Avg. Price Basis) | 196 | 170 | 366 |
| Unchanged Issue (Avg. Price Basis) | 1 | 1 | 2 |
| Market Cap. Equity (Billion Tk.) | 2,953.63 | 2,778.43 | 5,732.06 |
| Market Cap. Equity (Billion US\$) | 43.12 | 40.56 | 83.68 |

Combined Turnover Leaders

| Company | Volume (Share) | Value (M. Taka) | % of Total | Average Price |
|----------------------|----------------|-----------------|------------|---------------|
| Grameenphone-A | 20950601 | 5,575.94 | 6.59 | 266.15 |
| Titas Gas TDCLA | 4144140 | 4,424.85 | 5.23 | 1067.74 |
| National Bank - A | 24557502 | 4,116.21 | 4.87 | 167.62 |
| UCBL - A | 13750578 | 3,124.99 | 3.70 | 227.26 |
| BEXIMCO Ltd. - A | 7922432 | 2,488.19 | 2.94 | 314.07 |
| Prime Bank-A | 2871384 | 2,245.70 | 2.66 | 782.1 |
| BEXTEX Ltd. - A | 30202488 | 2,239.43 | 2.65 | 74.15 |
| AB Bank - A | 1489739 | 2,182.99 | 2.58 | 1465.35 |
| Southeast Bank-A | 4060353 | 2,126.95 | 2.52 | 523.83 |
| Bay Leasing-A | 671800 | 1,843.19 | 2.18 | 2743.65 |
| Maksons Spinning-A | 24141425 | 1,689.47 | 2.00 | 69.98 |
| Uttara Bank - A | 792703 | 1,229.32 | 1.45 | 1550.8 |
| One Bank - A | 1228100 | 1,226.63 | 1.45 | 998.8 |
| Shinipur Ceramics-A | 11034705 | 1,219.74 | 1.44 | 110.54 |
| Aftab Auto-A | 2458785 | 1,189.96 | 1.41 | 483.96 |
| People's Leasing-A | 4127106 | 1,185.51 | 1.40 | 287.25 |
| Shahjalal Islami - A | 15433807 | 1,098.24 | 1.30 | 71.16 |
| Brac Bank - A | 1408923 | 1,079.70 | 1.28 | 766.33 |
| Mercantile Bank - A | 2050638 | 1,076.86 | 1.27 | 525.13 |
| Pubali Bank - A | 10611027 | 1,062.98 | 1.26 | 100.18 |
| LankaBangla Fin. - A | 2122445 | 1,059.49 | 1.25 | 499.18 |
| Golden Son - A | 9703705 | 1,043.69 | 1.23 | 107.56 |
| City Bank - A | 1154497 | 1,041.86 | 1.23 | 902.44 |
| UNITED AIR-N | 1446275 | 954.38 | 1.13 | 659.89 |
| Padma Oil Co. - A | 1063476 | 943.13 | 1.12 | 886.84 |
| Islami Bank BD - A | 1256054 | 874.99 | 1.03 | 696.62 |
| Malek Spinning-N | 8414000 | 863.71 | 1.02 | 102.65 |
| Standard Bank - A | 1452715 | 840.28 | 0.99 | 578.42 |
| N C C Bank - A | 11760506 | 772.85 | 0.91 | 65.72 |
| Square Pharma - A | 216654 | 768.46 | 0.91 | 3546.95 |

Sectoral Turnover Summary

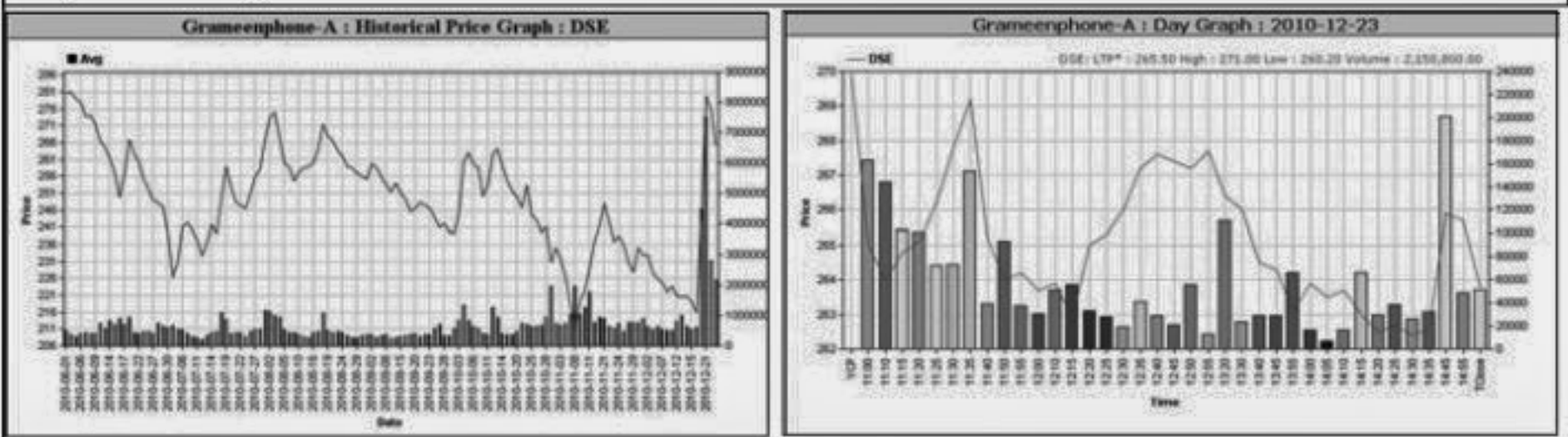
| Sector | DSE | CSE | Total |
|------------------------|---------|-------|---------|
| Bank | 5231.99 | 38.91 | 5270.90 |
| NBFI | 1048.02 | 7.79 | 1055.81 |
| Investment | 803.51 | 5.98 | 809.49 |
| Engineering | 521.78 | 3.88 | 525.66 |
| Food & Allied | 216.58 | 1.61 | 218.19 |
| Fuel & Power | 1426.01 | 10.61 | 1436.62 |
| Jute | 5.75 | 0.04 | 5.79 |
| Textile | 1206.05 | 8.97 | 1215.02 |
| Pharma & Chemical | 423.43 | 3.15 | 426.58 |
| Paper & Packaging | 1.12 | 0.01 | 1.13 |
| Service | 82.24 | 0.61 | 82.85 |
| Leather | 44.19 | 0.33 | 44.52 |
| Ceramic | 234.64 | 1.74 | 236.38 |
| Cement | 175.77 | 1.31 | 177.08 |
| Information Technology | 28.84 | 0.21 | 29.05 |
| General Insurance | 609.77 | 4.53 | 614.30 |
| Life Insurance | 320.96 | 2.39 | 323.35 |
| Telecom | 570.19 | 4.24 | 574.43 |
| Travel & Leisure | 138.58 | 1.03 | 139.61 |
| Miscellaneous | 355.25 | 2.64 | 357.89 |
| Debtenture | 1.83 | 0.01 | 1.84 |

Sectoral P/E & EPS

| Sector | P/E | | EPS(%) | |
|--------------------|--------|--------|--------|--------|
| | DSE | CSE | DSE | CSE |
| Bank | 23.66 | 23.65 | 37.81 | 37.81 |
| NBFI | 53.72 | 53.46 | 44.55 | 45.23 |
| Investment | 45.38 | 43.80 | 35.57 | 35.57 |
| Engineering | 42.57 | 44.27 | 48.44 | 45.49 |
| Food & Allied | 26.06 | 25.78 | 113.38 | 125.04 |
| Fuel & Power | 23.17 | 23.09 | 52.87 | 52.87 |
| Textile | 44.31 | 42.33 | 17.91 | 17.92 |
| Pharma. & Chemical | 37.25 | 36.54 | 67.89 | 58.54 |
| Paper & Printing | 69.56 | 70.38 | 8.48 | 9.01 |
| Service | 44.35 | 44.35 | 35.68 | 35.68 |
| Leather | 21.40 | 21.72 | 86.73 | 104.80 |
| Ceramic | 102.17 | 102.15 | 13.52 | 13.52 |
| Cement | 33.28 | 33.44 | 30.22 | 30.22 |
| IT | 33.16 | 33.04 | 13.69 | 13.69 |
| General Insurance | 59.15 | 57.05 | 24.35 | 25.88 |
| Life Insurance | 59.63 | 56.14 | 96.43 | 96.43 |
| Telecom | 21.95 | 21.99 | 120.80 | 120.80 |
| Travel & Leisure | 109.21 | 308.98 | 5.14 | 2.11 |
| Miscellaneous | 17.77 | 18.11 | 154.24 | 145.29 |
| Stock Exchanges | 29.24 | 28.86 | 45.76 | 45.56 |

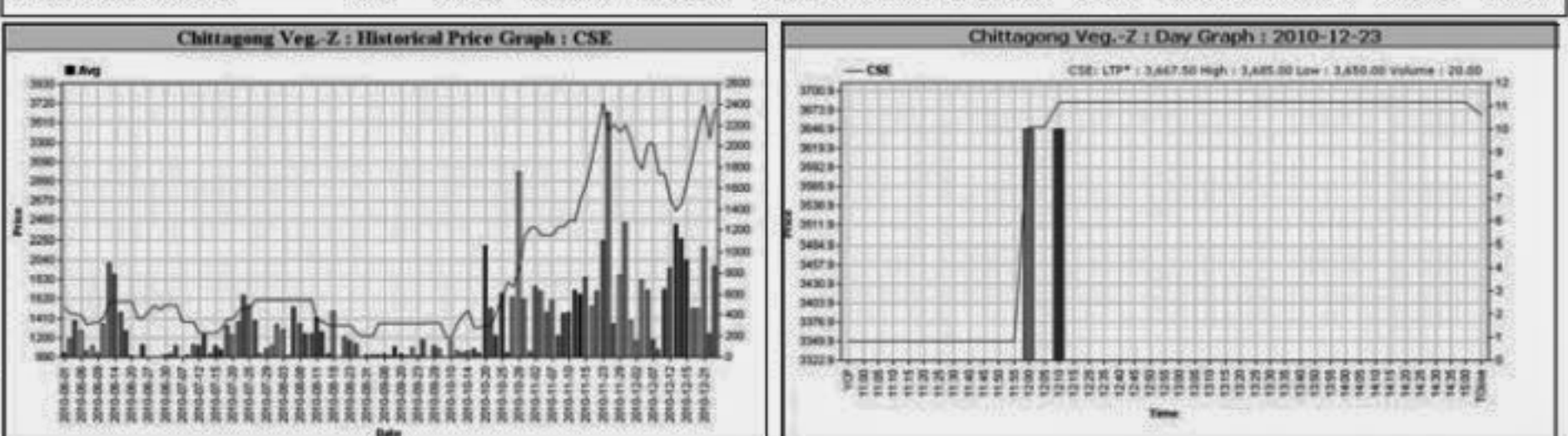
Capital Gainers

| Company | Price Chn. (%) | | Price Scale | | | | Turnover | | BookV | | | |
|-----------------------|----------------|-------|-------------|-----------|-----------|-----------|-----------|---------|----------|----------|--------|--------|
| | Close | Avg. | Avg. | Close | W Hi | W Lo | Yr Hi | Yr Lo | M.Tk | Per S | EPS | PE |
| Chittagong Veg.-Z | 28.11 | 28.35 | 3,761.74 | 3,756.50 | 3,850.00 | 3,050.00 | 3,930.00 | 108.0 | 10.999 | 114.28 | 18.08 | 208.06 |
| Grameenphone-A | 20.68 | 20.94 | 265.11 | 263.80 | 292.00 | 211.30 | 395.0 | 179.44 | 4659.725 | 33.64 | 12.08 | 21.95 |
| Libra Infusions-A | 14.80 | 14.80 | 4,703.28 | 4,703.25 | 4,719.00 | 3,800.00 | 5,242.0 | 1,660.0 | 15,101 | 15647.1 | 61.61 | 76.34 |
| National Bank - A | 14.48 | 12.97 | 179.12 | 180.30 | 181.50 | 144.00 | 878.0 | 81.53 | 3920.692 | 20.25 | 4.72 | 37.95 |
| Eastern Bank - A | 12.19 | 10.54 | 130.78 | 130.70 | 133.50 | 102.20 | 746.0 | 65.0 | 513.144 | 28.86 | 4.98 | 26.26 |
| Safko Spinning-Z | 10.91 | 13.06 | 774.97 | 744.75 | 820.00 | 611.75 | 910.0 | 80.5 | 81.186 | 57.14 | -29.83 | -25.98 |
| Prime Bank-A | 10.21 | 7.58 | 846.30 | 853.00 | 865.00 | 686.00 | 999.0 | 450.0 | 2146.196 | 257.18 | 48.2 | 17.56 |
| Delta Life Insu. -Z | 8.61 | 8.58 | 35,886.36 | 35,900.00 | 35,900.00 | 33,053.30 | 35,900.00 | 0.14 | 320.013 | 845.8193 | 97.365 | 32.13 |
| Titas Gas TDCLA | 8.09 | 6.91 | 1,086.56 | 1,088.50 | 1,112.00 | 975.00 | 1,300.0 | 656.0 | 4202.551 | 200.15 | 60.88 | 17.85 |
| Bangladesh Welding -A | 7.76 | 6.99 | 267.00 | 269.50 | 282.00 | 226.20 | 282.0 | 63.1 | 477.141 | 26.15 | 1.01 | 264.36 |



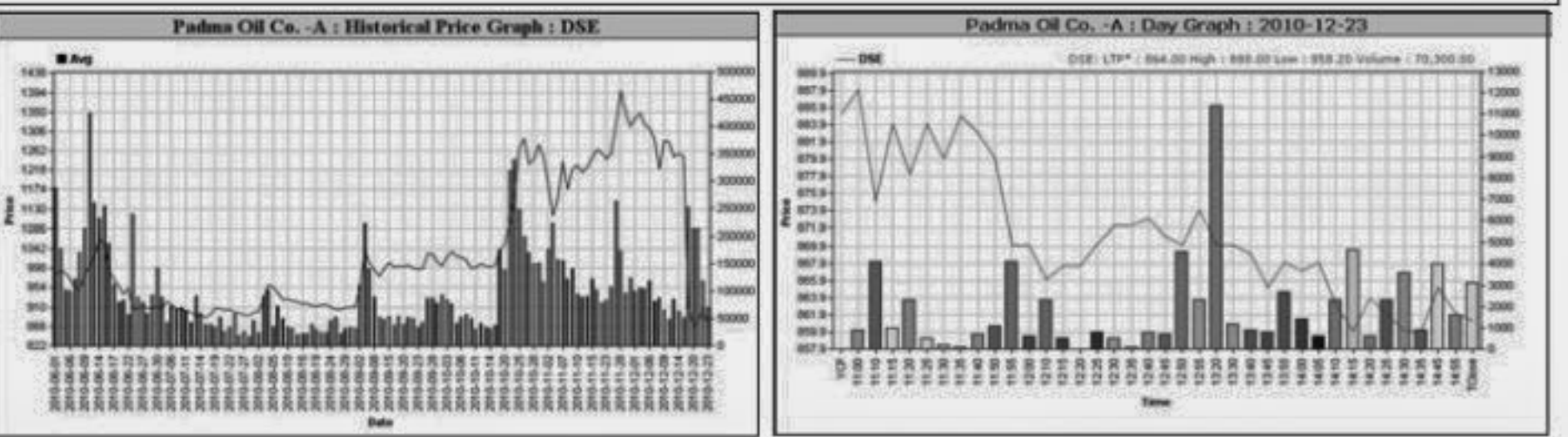
Chittagong Stock Exchange

| Company | Price Chn. (%) | Price Scale | Turnover | BookV |
|-------------------|----------------|-------------|----------|---------|
| Chittagong Veg.-Z | 26.40 | 27.15 | 3667.50 | 3667.50 |
| Grameenphone-A | 20.52 | 21.08 | 265.68 | 264.30 |
| 1st ICB M F - A | 17.41 | 18.82 | 1010.00 | 1010.00 |
| National Bank - A | 14.21 | 13.43 | 179.45 | 180.00 |
| Eastern Bank - A | 13.48 | 10.50 | 129.89 | 131.30 |
| 7th ICB M F - A | 12.34 | 12.34 | 1293.00 | 1293.00 |
| Prime Bank-A | 9.30 | 6.93 | 847.54 | 854.75 |
| Marico BD Ltd-A | 9.11 | 9.10 | 672.15 | 672.20 |
| Safko Spinning-Z | 8.91 | 8.80 | 771.68 | 770.00 |
| Titas Gas TDCLA | 7.92 | 6.79 | 1087.00 | 1089.50 |



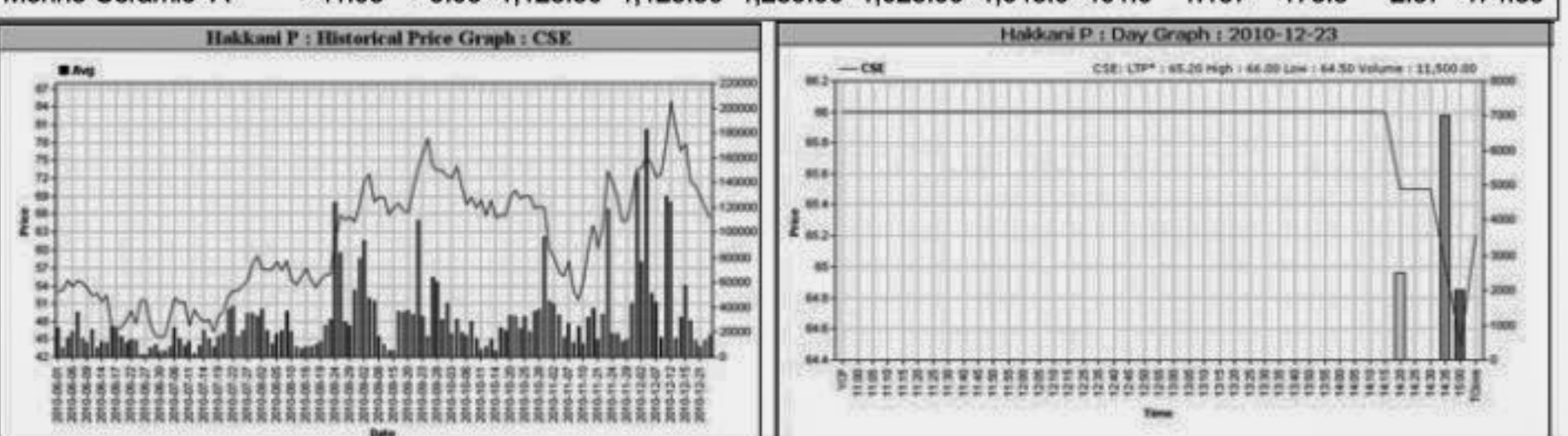
Capital Losers

| Company | Price Chn. (%) | | Price Scale | | | | Turnover | | BookV | | | |
|----------------------|----------------|--------|-------------|---------|---------|---------|----------|--------|---------------|---------|--------|--------|
| | Close | Avg. | Avg. | Close | W Hi | W Lo | Yr Hi | Yr Lo | M.Tk | Per S | EPS | PE |
| Padma Oil Co. -A | -30.97 | -30.51 | 868.25 | 861.20 | 1201.00 | 840.00 | 1425.0 | 601.0 | 766.528 | 81.94 | 21.69 | 40.03 |
| Sonali Ansh -A | -24.11 | -24.68 | 2580.57 | 2574.75 | 2999.00 | 2517.00 | 4326.8 | 1200.0 | 34,027,218.33 | 46.76 | 55.19 | |
| Pharma Aids A | -21.56 | -26.38 | 4779.17 | 5092.50 | 6978.75 | 4378.25 | 25000.0 | 2925.0 | 29,633 | 208.86 | 16.01 | 298.51 |
| Dulamia CottonB | -14.99 | -14.46 | 439.07 | 438.00 | 463.75 | 438.00 | 515.3 | 165.3 | 0.527 | -173.12 | -8.32 | -52.77 |
| Eastern Housing -A | -14.39 | -13.29 | 1254.09 | 1230.50 | 1448.00 | 1220.00 | 2080.0 | 590.0 | 336.883 | 149.86 | 35.9 | 34.93 |
| Hakkani P & Paper-B | -14.00 | -13.47 | 65.68 | 65.10 | 73.50 | 63.10 | 90.0 | 44.3 | 5.624 | 12.38 | 0.52 | 126.31 |
| Savar Refractories-B | -12.86 | -9.53 | 1282.00 | 1242.00 | 1390.00 | 1010.00 | 1425.3 | 505.0 | 4.074 | 214.21 | 5.56 | 230.58 |
| Golden Son -A | -12.65 | -12.12 | 104.75 | 103.60 | 119.90 | 102.00 | 135.0 | 55.1 | 999.611 | 24.7 | 1.08 | 96.99 |
| Imam Button-B | -12.37 | -11.85 | 582.96 | 582.50 | 634.75 | 580.00 | 752.0 | 200.0 | 10.509 | 90.92 | -10.49 | -55.57 |
| Monno Jutex -A | -12.08 | -12.08 | 3690.17 | 3690.00 | 3990.00 | 3655.00 | 4600.0 | 2250.0 | 0.281 | 1613.33 | 7.5 | 492.02 |



Chittagong Stock Exchange

| Company | Price Chn. (%) | Price Scale | Turnover | BookV |
|----------------------|----------------|-------------|----------|----------|
| Padma Oil Co. -A | -30.24 | -30.27 | 869.63 | 864.40 |
| Hakkani P & Paper-B | -16.73 | -16.07 | 65.30 | 65.20 |
| Eastern Housing -A | -15.12 | -14.59 | 1,257.77 | 1,230.75 |
| SonarBangla Insu. -A | -12.04 | -10.65 | 792.93 | 776.00 |
| Tallu Spinning -Z | -11.93 | -9.98 | 807.50 | 790.00 |
| Progressive Life-A | -11.75 | -8.60 | 3,371.25 | 3,255.00 |
| Samorita Hospital -A | -11.67 | -11.66 | 1,417.37 | 1,417.25 |
| Imam Button-B | -11.35 | -11.35 | 546.50 | 546.50 |
| Golden Son -A | -11.13 | -11.90 | 105.16 | 104.60 |
| Monno Ceramic -A | -11.03 | -9.03 | 1,125.50 | 1,125.50 |



Turnover Leaders

| Company | Vol. Share | Value (M.Tk.) | % of Total | Price Scale | | | | C.Avg | | BookV | | |
|-------------------|------------|---------------|------------|-------------|-------|---------|---------|--------|---------|--------|-------|-------|
| | | | | Clo | Chn | PW | Clo | W Hi | W Lo | Avg. | Per S | EPS |
| Grameenphone-A | 17,510,801 | 4,659.73 | 6.14 | 263.80 | 20.68 | 218.60 | 292.00 | 211.30 | 265.11 | 33.64 | 12.08 | 21.84 |
| Titas Gas TDCLA | 3,938,390 | 4,202.55 | 5.53 | 1088.50 | 8.09 | 1007.00 | 1112.00 | 975.00 | 1086.56 | 200.15 | 60.88 | 17.88 |
| National Bank - A | 23,396,912 | 3,920.69 | 5.16 | 180.30 | 14.48 | 157.50 | 181.50 | 144.00 | 179.12 | 20.25 | 4.72 | 38.20 |
| UCBL - A | 11,289,588 | 2,565.92 | 3.38 | 227.90 | -2.94 | 234.80 | 237.90 | 205.00 | 229.68 | 19.61 | 3.21 | 71.00 |
| BEXIMCO Ltd. - A | 7,113,562 | 2,233.77 | 2.94 | 312.20</ | | | | | | | | |