Doubt less
100 years of reliable delivery.
Air Alliance Ltd. (Authorized Service Provider for UPS)
Head Office: Bilquis Tower, (2nd Floor), 6 North Gulshan, Circle-2, Dhaka-1212
Bangladesh, PABX: 9885227, 8810223, DD: 9885126, 8826429
Uttara: 8931710, Motijheel: 9568278, Mirpur: 9014562, Savar: 7701640
reliableshipping-bd.ups.com
Deliver more

Star BUSINESS

E-mail: business@thedailystar.net

worry less
Rely on UPS for on-time deliveries worldwide.
Air Alliance Ltd. (Authorized Service Provider for UPS)
Chittagong
Chittagong EPZ: 88 031 740992, Agrabad: 58 C/A, (Ground & 1st Floor)
Phone: 88 031 712145, 0607 448 6377
globalshipping-bd.ups.com
Deliver more

A close look at Asian performance: Citigroup's economics takeout (Sept '06)

(CONTINUED FROM SEPT 12)

Bangladesh Pictorial

GDP Likely to Remain Strong, Supported by Buoyant Industrial Output and New Capacity Additions Coming On-Stream

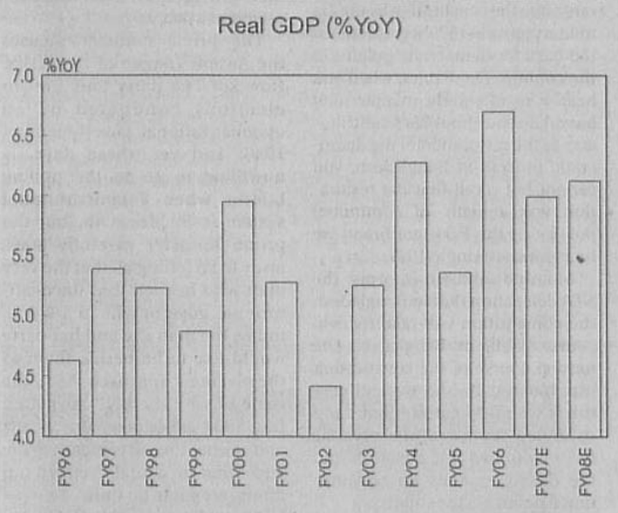

Exports - Led by Readymade Garments and Knitwear - Continue to be Buoyant

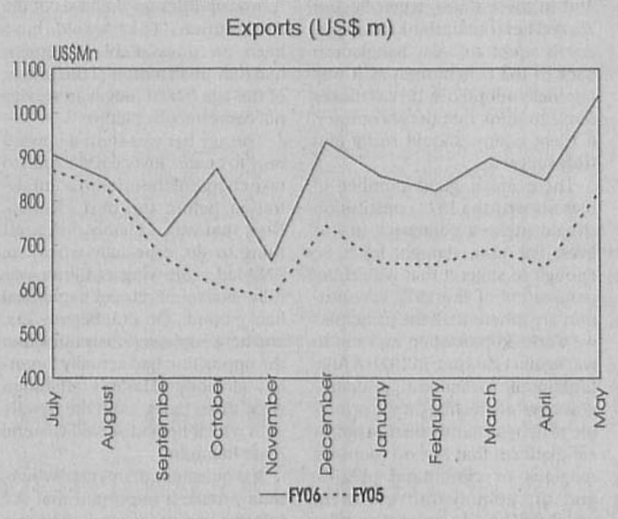

We Might See a Slowdown in FDI Flows for the Year, Given That Tata's Proposal Faces Roadblocks

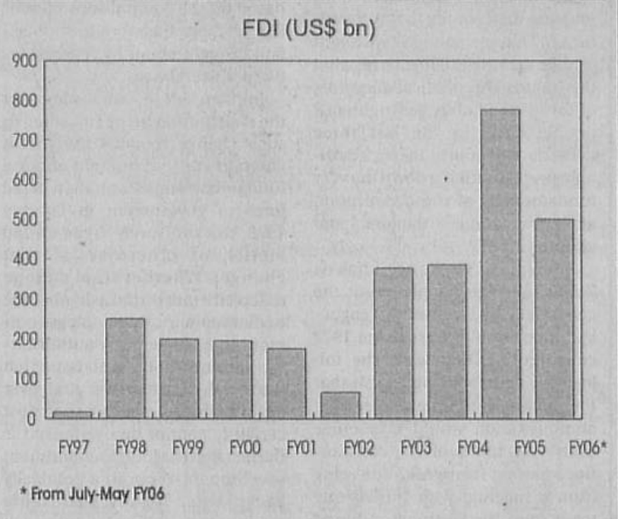

* From July-May FY06

In its Recent Monetary Policy Statement, the Central Bank Highlighted Runaway Growth in Domestic Credit...

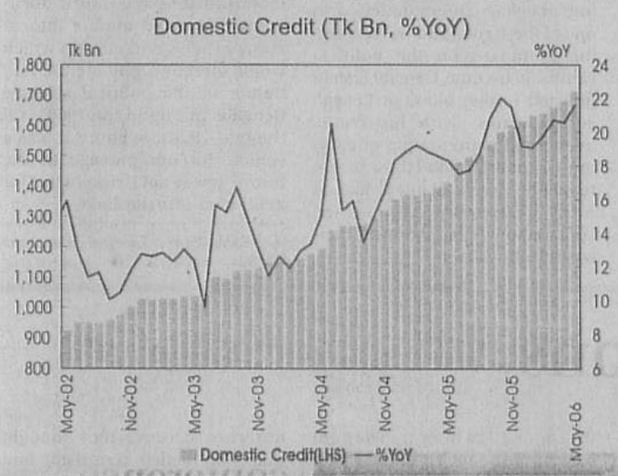

...Coupled With a Steady Rise in Inflation as Key Risks to Growth

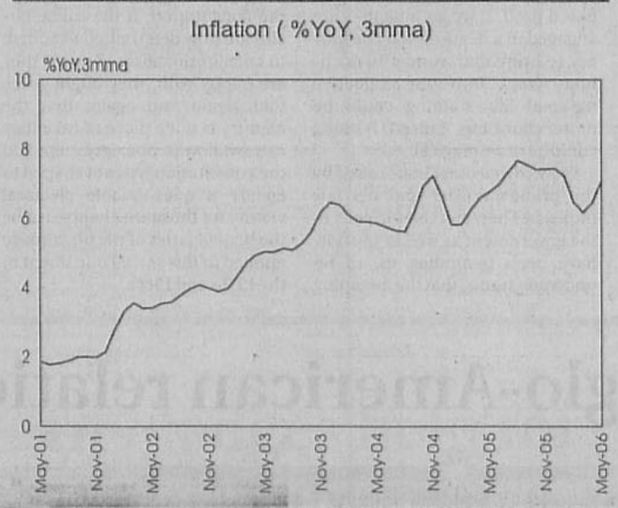

Revenue-Raising Efforts Coupled With the Year-End Spike in Collections Have led to a Surge in Income Tax Revenue

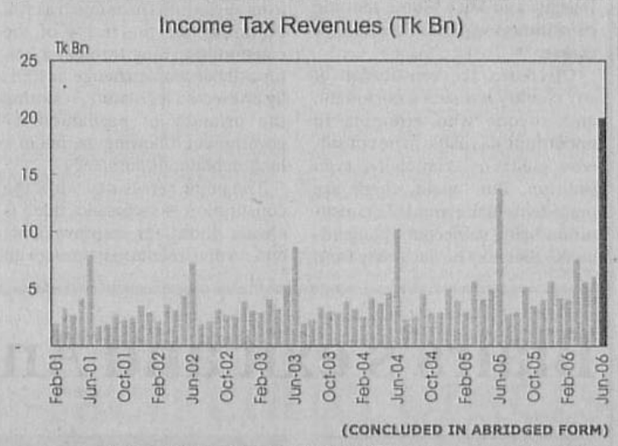

(CONCLUDED IN ABRIDGED FORM)

Source: Bangladesh Bank and CEIC Data Company Limited.

PHOTO: NCC BANK

Mahbubul Alam Tara, chairman of National Credit and Commerce Bank Ltd, inaugurates the 44th branch of the bank on Nawabpur Road in Dhaka yesterday.

CURRENCY

Following is Tuesday's (September 12, 2006) forex trading statement by **Standard Chartered Bank**

Major Currency Exchange Rates

	BC Sell	TT Buy
US dollar	69.40	68.30
Euro	89.62	85.44
Pound	131.03	126.06
Australian dollar	53.52	49.91
Japanese yen	0.60	0.58
Swiss franc	56.60	54.05
Swedish kroner	9.91	8.99
Canadian dollar	63.03	60.30
Hong Kong dollar	8.94	8.76
Singapore dollar	45.03	43.22
UAE dirham	19.05	18.45
Saudi riyal	18.65	18.07
Danish kroner	12.34	11.17
Kuwaiti dinar	236.62	234.53

Exchange Rate of some currencies

	Per USD	BDT per Currency
Indian rupee	46.33	1.49
Pak rupee	60.49	1.14
Lankan rupee	102.36	0.67
Thai baht	37.45	1.84
Malaysian ringgit	3.68	18.73

USD Forward Rate against BDT

	Buy	Sell
1 M	68.39	69.50
2 M	68.51	69.71
3 M	68.66	69.93
6 M	69.09	70.64

Local Market

FX: Local inter-bank FX market was active on Tuesday. The demand for USD remained stable and there was a steady volume of cross currency transactions. The USD fell slightly against the Bangladeshi taka.

Money Market

Money market was active on Tuesday. Call money rate remained unchanged and ranged between 6.50 and 7.00 percent. Bangladesh Bank accepted one to six day reverse repos worth Tk 13.3 billion ($194.24 million) at an interest rate of 6.50 percent).

International Market

The dollar was hovering near a two-month high against the yen on Tuesday, with the Japanese currency weighed by weak capital spending data that raised more doubts about another Bank of Japan rate increase this year. The dollar eased against the yen in late US trade on Monday. The focus is on whether the dollar can rise above the July 19 high against the yen, although some market players say that may be difficult ahead of Saturday's Group of Seven finance ministers' meeting, where currencies and global trade imbalances are likely to be high on the agenda. The euro was trading slightly above the late US levels and off a six-week low hit on Monday. Against the yen, the euro was little changed on the day. The International Monetary Fund said on Tuesday the dollar was expected to remain relatively stable versus major trading partners but a disorderly unwinding of global economic imbalances could sent the dollar sliding.

STOCK

TODAY'S TRADED ISSUES September 12, 2006

Company	FV/ML (Tk/No.)	DSE Closing	DSE Chg (%)	DSE Pre.Day	DSE Turnover Share	CSE Closing	CSE Chg (%)	CSE Pre.Day	CSE Turnover Share	Last AGM	EPS (Tk.)	CDPS (%)
BANK												
AB Bank Ltd.**	100/5	939.50	7.46	874.25	33707	937.50	5.66	887.25	8480	11/06/06	28.4	----
City Bank Ltd.**	100/5	663.50	5.15	631.00	65069	675.25	6.51	634.00	17695	10/07/06	50.0	----
IFIC Bank Ltd.	100/5	1091.50	-0.48	1096.75	13395	1088.00	1.00	1077.25	475	07/12/04	15.8	----
Islami Bank BD Ltd.**	1000/1	3769.75	0.11	3765.75	821	3766.00	-0.61	3789.00	210	16/09/05	366.	----
National Bank Ltd.**	100/20	809.00	0.03	808.75	13473	812.25	0.81	805.75	1260	19/06/06	33.7	----
Pubali Bank Ltd.**	100/5	886.25	2.84	861.75	47577	896.50	3.25	868.25	19515	30/03/06	47.7	----
Rupali Bank Ltd.	100/10	2048.00	1.39	2020.00	6120	2013.50	-0.05	2014.50	8830	----	28.6	----
UCBL**	100/5	1476.75	2.80	1436.50	5975	1485.50	1.40	1465.00	455	----	181.	----
Uttara Bank Ltd.	100/5	2134.50	1.93	2094.00	8705	2141.75	3.14	2076.50	320	25/05/06	71.4	20.0
IDLC Ltd.**	100/20	841.75	1.11	832.50	1160	820.00	-0.91	827.50	6	26/04/06	101.	37.5
Eastern Bank Ltd.**	100/20	863.00	0.32	860.25	442	850.00	-5.03	895.00	80	21/05/06	66.0	40.0
United Leasing Co. Ltd.**	100/20	582.75	-0.26	584.25	5661	----	Not	Listed	----	20/04/06	85.1	32.0
Uttara Finance and Inv**	100/50	572.50	0.31	570.75	6428	583.00	Not	Traded	----	28/03/06	144.	25.0
Al Arafa Islami Bank**	1000/5	2381.00	-0.91	2402.75	265	2350.00	-1.05	2375.00	30	17/05/06	307.	----
Prime Bank Ltd.**	100/5	452.75	0.44	450.75	9737	452.50	0.39	450.75	3458	30/03/06	32.4	----
Southeast Bank Ltd.**	100/50	424.50	-0.53	426.75	17026	425.25	-0.76	428.50	13075	15/06/06	35.4	----
Dhaka Bank Ltd.**	100/50	409.50	-1.27	414.75	15875	413.50	-0.36	415.00	3235	28/03/06	35.8	20.0
N C C Bank Ltd.**	100/50	295.75	-0.42	297.00	27938	294.25	-0.42	295.50	19205	30/05/06	29.3	10.0
Social Investment Bank**	1000/5	1926.00	-9.49	1759.00	905	1480.00	Not	Traded	----	28/08/05	130.	----
Midas Financing Ltd.**	100/50	225.50	-0.11	225.75	3654	238.00	Not	Traded	----	21/12/05	16.4	----
Mutual Trust Bank**	100/50	332.75	-0.89	335.75	12062	333.50	-1.33	338.00	1850	23/05/06	35.3	14.0
First Lease Intl. Ltd.	100/50	292.00	-3.39	302.25	10771	296.00	-2.63	304.00	350	21/06/06	61.7	----
Standard Bank Ltd.**	100/50	251.00	-1.57	255.00	21542	250.25	-1.86	255.00	15460	04/05/06	28.5	----
One Bank Ltd.**	100/50	282.25	-0.79	284.50	16895	283.75	0.53	282.25	3850	29/06/06	34.0	15.0
Bank Asia Ltd.**	100/50	449.00	0.28	447.75	15326	448.25	-0.77	451.75	2703	24/04/06	34.3	10.0
Mercantile Bank **	100/50	319.00	-0.39	320.25	12837	320.50	-0.47	322.00	2100	28/05/06	32.2	5.00
Export Import Bank**	100/50	425.75	-0.23	426.75	17072	427.75	0.35	426.25	5100	09/07/06	48.6	----
People`s Leasing**	100/50	259.50	-2.26	265.50	1398	280.00	Not	Traded	----	29/05/06	23.9	----
Prime Finance**	100/50	290.75	-1.27	294.50	5210	294.75	4.06	283.25	230	12/04/06	32.0	----
Premier Leasing**	100/50	192.25	-0.65	193.50	7360	190.75	0.00	190.75	2050	30/05/06	16.3	5.00
Islamic Finance & Inv.**	100/50	213.75	0.59	212.50	7619	212.00	-0.47	213.00	3369	18/05/06	18.0	10.0
Jamuna Bank Ltd.**	100/50	263.50	0.76	261.50	56555	263.50	2.23	257.75	11600	----	---	----
INVESTMENT												
ICB	100/50	156.50	0.97	155.00	250	150.00	Not	Traded	----	27/10/05	43.8	12.0
1st ICB Mutual Fund	100/5	2683.25	-0.63	2700.25	15	2900.00	Not	Traded	----	31/10/04	190.	200
4th ICB Mutual Fund	100/10	500.00	0.00	500.00	72	482.00	Not	Traded	----	31/10/04	69.9	45.0
6th ICB Mutual Fund	100/10	180.00	0.70	178.75	90	170.00	Not	Traded	----	31/10/04	15.8	17.5
7th ICB Mutual Fund	100/50	180.00	1.27	177.75	200	175.00	Not	Traded	----	31/10/04	16.7	15.0
1st BSRS Mutual Fund	100/50	80.25	0.31	80.00	150	79.00	Not	Traded	----	----	7.52	7.00
AIMS First**	1/2500	1.02	-0.97	1.03	282500	1.03	0.00	1.03	385000	17/09/05	0.21	18.0
ICB AMCL First Mutual Fund	100/50	179.75	-0.83	181.25	850	180.50	Not	Traded	----	----	14.1	12.0
ICB AMCL Islamic M F**	100/50	86.25	-0.58	86.75	1700	84.50	-1.46	85.75	1100	16/08/05	5.68	5.00
Grameen M F One**	10/500	11.80	-1.67	12.00	45000	11.70	-3.31	12.10	129000	----	---	----
ENGINEERING												
Aftab Automobiles**	100/5	292.00	-1.10	295.25	3000	292.25	-0.60	294.00	105	21/12/05	28.5	20.0
Aziz Pipes Ltd.	100/5	54.50	-7.23	58.75	250	55.00	Not	Traded	----	28/06/06	-159	----
Olympic Industries **	100/50	136.00	-1.27	137.75	2560	140.00	Not	Traded	----	22/12/05	7.34	11.0
Bangladesh Lamps **	100/50	529.75	-1.44	537.50	560	570.00	Not	Traded	----	29/05/06	48.4	27.5
Eastern Cables Ltd.	100/5	260.25	2.46	254.00	31306	261.50	1.36	258.00	7740	29/06/06	10.3	10.0
Singer Bangladesh **	100/5	802.25	-0.96	810.00	250	802.75	Not	Traded	----	08/05/06	29.1	30.0
Atlas Bangladesh Ltd.	10/50	248.20	0.28	247.50	3050	----	Not	Listed	----	27/12/05	11.5	100
BD. Autocars Ltd.	100/5	52.25	2.45	51.00	60	21.00	Not	Traded	----	27/12/05	2.53	3.00
Quasem Drycells Ltd.**	10/500	11.50	0.00	11.50	15500	11.70	-0.85	11.80	4000	21/12/05	0.55	10.0
Renwick Jajneswar Ltd.	100/5	122.25	-0.61	123.00	50	----	Not	Listed	----	24/12/05	0.58	6.00
National Tubes Ltd.**	100/10	1165.00	-0.81	1174.50	646	----	Not	Listed	----	22/12/05	164.	40.0
Anwar Galvanizing Ltd.	100/50	81.25	-7.93	88.25	600	82.00	Not	Traded	----	30/03/04	5.91	6.00
S. Alam C R Steels**	100/50	176.00	5.07	167.50	85350	176.00	6.67	165.00	10150	----	---	----
FOOD & ALLIED												
Apex Foods Ltd.	100/5	439.50	-0.23	440.50	815	446.75	Not	Traded	----	22/09/05	22.7	15.0
Tripti Industries Ltd.	100/50	26.00	0.00	26.00	220	27.50	5.77	26.00	200	22/12/05	-13.	----
Bangas**	100/5	221.25	-0.34	222.00	10	215.00	Not	Traded	----	27/12/05	7.07	12.5
BLTC	100/5	138.00	0.00	138.00	1	----	Not	Listed	----	20/06/06	-168	----
BATBCL **	10/50	67.20	-1.18	68.00	1700	68.50	Not	Traded	----	21/06/06	3.88	30.0
National Tea Co. Ltd.	100/5	583.00	Not	Traded	----	610.00	-0.33	612.00	20	03/06/06	41.2	20.0
Zeal Bangla Sugar Mills	10/50	16.40	-3.53	17.00	7300	----	Not	Listed	----	31/12/05	0.44	----
Tulip Dairy & Food Ltd.	100/10	20.50	2.50	20.00	420	----	Not	Listed	----	28/06/01	-15.	----
Chittagong Vegetable	100/10	46.50	9.41	42.50	2920	45.00	Not	Traded	----	29/12/05	-4.0	6.00
Beximco Fisheries**	100/20	21.00	0.00	21.00	1220	22.75	Not	Traded	----	24/06/06	-1.7	----
Bengal Biscuits Ltd.	100/20	35.00	0.00	35.00	276	35.00	Not	Traded	----	22/06/06	-18.	----
Meghna Shrimp	100/20	19.00	4.11	18.25	8000	18.75	8.70	17.25	200	26/12/01	15.2	12.0
Raspit Inc (bd) Ltd.	10/500	1.20	-7.69	1.30	40000	1.20	0.00	1.20	1500	24/12/02	0.12	3.00
AMCL (Pran)**	100/10	406.25	-0.79	409.50	566	410.00	-0.49	412.00	50	21/12/05	50.9	26.0
Dhaka Fisheries Ltd.	100/50	80.00	-2.14	81.75	525	30.00	Not	Traded	----	22/12/05	2.48	----
Shampur Sugar Mills	10/100	9.40	-6.00	10.00	5300	----	Not	Listed	----	26/12/03	-10.	----
Rahima Food Corp.	100/50	53.00	-2.30	54.25	4175	53.00	-6.61	56.75	200	23/12/04	-14.	----
Gulf Foods Ltd.	100/50	27.00	0.93	26.75	2150	23.50	Not	Traded	----	30/12/04	0.49	----
Mona Food Ind. Ltd.	100/50	22.25	15.58	19.25	12250	25.75	37.33	18.75	7600	31/05/05	-10.	----
Gachihata Aqua.	100/50	13.25	1.92	13.00	9400	13.50	3.85	13.00	2600	31/12/05	-49.	----
Bionic Seafood	10/500	2.50	0.00	2.50	2000	----	Not	Listed	----	29/09/05	-0.0	----
Fu-Wang Food Ltd.	10/500	12.80	0.79	12.70	49625	12.80	0.79	12.70	20000	22/12/05	1.43	----
Meghna PET Industries	10/500	1.70	13.33	1.50	24500	----	Not	Listed	----	23/06/05	-1.9	----
German Bangla Food	10/500	1.40	Not	Traded	----	1.40	7.69	1.30	11000	25/06/05	-1.1	----
Meghna Condensed Milk	10/500	2.40	9.09	2.20	104000	----	Not	Listed	----	23/06/05	-5.5	----
Beach Hatchery Ltd.	10/500	3.70	0.00	3.70	6500	3.70	0.00	3.70	5000	22/06/06	0.03	5.00
Fine Foods Ltd.	10/500	3.00	0.00	3.00	34000	3.10	Not	Traded	----	26/12/05	0.30	10.0
FUEL & POWER												
BOC (BD) Ltd.**	10/50	119.70	0.08	119.60	8300	119.00	-1.24	120.50	150	31/01/06	10.2	50.0
Eastern Lubricants Ltd.	10/50	124.00	-7.46	134.00	100	----	Not	Listed	----	17/03/04	2.96	25.0
Bangladesh Welding	10/500	4.80	0.00	4.80	14000	4.90	Not	Traded	----	28/09/04	0.08	----
Summit Power Ltd**	100/50	550.00	1.66	541.00	77815	545.75	0.65	542.25	2140	25/06/06	24.3	10.0
DESCO Ltd.**	100/50	406.50	0.49	404.50	207000	410.75	1.99	402.75	19550	----	40.1	----
JUTE												
Northern Jute Ltd.	10/200	16.40	1.86	16.10	3000	----	Not	Listed	----	15/12/05	2.25	10.0
TEXTILE												
Ashraf Textile Ltd.	10/50	6.40	-3.03	6.60	35306	6.70	-2.90	6.90	1000	30/04/06	-11.	----
Rahim Textile Ltd.	100/5	130.00	7.00	121.50	170	----	Not	Listed	----	09/01/06	8.47	5.00
Quasem Silk Mills Ltd.	10/100	3.80	0.00	3.80	6500	----	Not	Listed	----	26/05/05	-5.1	----
Saiham Textile Ltd.	100/5	57.50	0.00	57.50	50	58.00	Not	Traded	----	29/12/05	7.42	7.00
Modern Dyeing	100/5	65.00	0.00	65.00	50	----	Not	Listed	----	29/12/05	2.13	4.00
Tamijuddin Textile Ltd.	100/10	37.00	-7.50	40.00	40	41.25	Not	Traded	----	23/12/04	3.41	5.00
Padma Textile Mills**	10/200	22.20	1.37	21.90	487495	22.20	0.91	22.00	260300	28/06/06	1.85	5.00
Apex Spinning Mills Ltd.	100/20	228.00	-3.59	236.50	264	247.00	Not	Traded	----	22/09/05	56.1	18.0
Beximco Knitting Ltd.	100/20	37.25	5.67	35.25	5680	36.00	Not	Traded	----	26/06/06	-33.	----
Dynamic Textile	100/20	16.25	3.17	15.75	7140	16.00	-4.48	16.75	100	16/05/04	-13.	----
Mita Textiles Ltd.	100/20	27.75	-2.63	28.50	2220	33.50	Not	Traded	----	29/12/05	1.07	3.00
Delta Spinners Ltd.	100/20	84.75	-0.29	85.00	1340	85.00	Not	Traded	----	29/12/05	10.4	12.0
Apex Weaving & Finis.	100/50	129.00	-4.62	135.25	350	120.00	Not	Traded	----	08/12/05	15.5	7.50
Beximco Textiles Ltd.	100/50	55.75	6.70	52.25	10019	58.00	Not	Traded	----	28/06/06	-0.3	----
BD. Zipper Ltd.	100/50	8.00	0.00	8.00	100	14.00	Not	Traded	----	14/05/05	-1.4	----
Beximco Denims Ltd.	100/50	85.50	5.56	81.00	6100	70.00	Not	Traded	----	26/06/06	2.75	----
Prime Textile Ltd.	100/50	55.00	-0.90	55.50	450	59.00	Not	Traded	----	24/12/05	7.00	5.00
M. Hossain Garments	100/50	8.75	Not	Traded	----	12.50	4.17	12.00	50	08/09/02	6.36	5.00
Sajib Knitwear Ltd.	100/50	22.00	1.15	21.75	1450	20.00	Not	Traded	----	22/12/05	0.82	----
Chic Tex Ltd.	10/500	2.40	-4.00	2.50	21000	2.40	0.00	2.40	11000	30/12/04	0.05	----
Monno Fabrics Ltd.	100/50	60.50	0.00	60.50	1700	58.50	0.43	58.25	50	21/06/06	6.22	6.00
Alltex Industries Ltd.	100/50	58.50	-2.50	60.00	220	59.00	Not	Traded	----	22/12/05	3.50	7.50
H.R. Textile Ltd.	100/50	55.75	3.72	53.75	150	52.25	Not	Traded	----	20/03/06	7.45	7.50
Square Textile**	10/50	78.70	-0.13	78.80	81794	78.80	-0.13	78.90	3055	07/06/06	7.45	30.0
Beximco Synthetics Ltd.	100/20	73.00	-1.68	74.25	2243	75.25	Not	Traded	----	26/06/06	6.43	5.00
PHARMA & CHEM.												
Ambee Pharma**	10/50	45.30	0.44	45.10	560	46.00	Not	Traded	----	04/08/05	2.71	25.0
Beximco Pharma**	10/50	53.70	-0.74	54.10	167416	53.70	-0.92	54.20	68350	22/06/06	5.10	15.0
GlaxoSK (BD) Ltd.**	10/50	139.00	0.00	139.00	150	----	Not	Listed	----	19/05/05	14.7	50.0
ACI Limited**	10/50	69.60	-0.57	70.00	11210	70.00	-1.41	71.00	220	22/06/06	6.94	45.0
Renata Ltd.**	100/5	2809.00	0.09	2806.50	10	----	Not	Listed	----	10/06/06	239.	50.0
Pharmaco	100/5	41.00	1.86	40.25	3940	----	Not	Listed	----	29/06/05	-20.	----
Reckitt Benckiser (Bd) **	10/50	187.70	0.37	187.00	1100	185.00	Not	Traded	----	18/05/06	15.0	42.0
Therapeutics	100/5	276.50	-3.66	287.00	290	110.00	Not	Traded	----	28/06/06	-434	----
Kohinoor Chemical	100/50	692.50	0.00	692.50	60	530.00	Not	Traded	----	31/12/05	34.3	18.0
The Ibn Sina	100/10	515.75	-0.82	520.00	60	550.00	Not	Traded	----	27/06/06	36.4	21.0
Rahman Chemicals	100/10	34.50	2.99	33.50	90	----	Not	Listed	----	28/06/06	0.71	----
BCIL	100/10	20.00	-4.76	21.00	82	17.50	Not	Traded	----	14/05/05	-8.6	----
National Polymer Ltd.	100/10	496.50	-0.05	496.75	270	523.75	Not	Traded	----	20/11/05	45.2	15.0
Orion Infusions Ltd.	100/20	154.00	1.15	152.25	9740	153.25	-1.13	155.00	100	31/12/05	5.76	10.0
Square Pharma**	100/20	2207.00	0.00	2207.00	4153	2185.00	-0.02	2185.50	507	21/09/05	290.	77.0
Imam Button Ltd.	100/50	57.00	-2.98	58.75	100	55.00	1.85	54.00	100	22/12/05	3.51	5.00
Perfume Chemical	100/50	29.75	1.71	29.25	1350	31.00	Not	Traded	----	30/12/04	0.87	3.00
Keya Cosmetics Ltd**	10/500	36.70	-0.81	37.00	58000	38.00	1.06	37.60	500	29/12/05	5.50	----
Keya Detergent Ltd.	10/500	19.40	-0.51	19.50	36000	19.50	-0.51	19.60	1000	29/12/05	1.70	----
Berger Paints**	10/50	139.10	-0.43	139.70	5650	140.10	0.07	140.00	950	02/05/06	9.89	100
PAPER and PACKAGING												
BD. Monospool Paper	100/5	26.25	-4.55	27.50	200	23.00	Not	Traded	----	29/12/05	-11.	----
Paper Processing Ltd.	100/10	15.75	-3.08	16.25	210	----	Not	Listed	----	28/06/06	-9.3	----
Maq Paper Ltd.	100/20	11.50	2.22	11.25	840	12.75	Not	Traded	----	06/09/05	-22.	----
Maq Enterprise Ltd.	100/50	9.00	0.00	9.00	900	9.50	15.15	8.25	150	06/09/05	-10.	----
Hakkani Pulp & Paper	10/500	6.30	Not	Traded	----	7.40	-2.63	7.60	5000	18/12/05	0.80	5.00
SERVICE												
Shinepukur Holdings**	100/50	24.50	1.03	24.25	15700	24.50	0.00	24.50	7600	22/06/06	0.12	----
Eastern Housing Ltd.**	100/20	95.00	-0.52	95.50	2867	95.75	0.79	95.00	540	18/12/05	12.1	10.0
MISCELLANEOUS												
Apex Tannery Ltd**	100/5	227.25	-2.36	232.75	2035	241.50	Not	Traded	----	16/10/05	21.3	13.0
Bata Shoe Ltd.**	10/100	128.60	-0.16	128.80	3200	130.00	1.48	128.10	300	22/06/06	15.1	120
BSC	100/5	697.75	10.75	630.00	20	49.00	Not	Traded	----	27/12/05	158.	10.0
GQ Ball Pen Inds. Ltd.	10/50	56.90	1.79	55.90	1300	52.00	Not	Traded	----	21/06/06	6.70	30.0
Monno Ceramic Ltd.	100/5	188.00	0.40	187.25	150	183.50	0.82	182.00	110	14/12/05	5.90	15.0
Usmania Glass	100/5	943.25	-0.05	943.75	421	947.75	-0.24	950.00	45	24/12/05	104.	70.0
BEXIMCO Ltd.**	10/100	36.60	0.83	36.30	37915	36.60	-0.27	36.70	17000	24/06/06	5.64	5.00
Heidelberg Cement BD**	100/5	733.25	-0.37	736.00	18374	729.25	-0.48	732.75	2650	10/05/06	25.9	8.00
Apex Footwear Ltd**	100/20	431.75	-0.63	434.50	6480	450.00	Not	Traded	----	04/05/06	60.6	22.0
Confidence Cement	100/20	155.25	1.14	153.50	5355	154.00	-0.16	154.25	360	28/06/06	10.9	5.00
Meghna Cement Ltd**	100/50	298.25	0.42	297.00	2000	291.00	Not	Traded	----	22/06/06	33.3	25.0
Lexco Ltd.	100/10	47.50	-2.06	48.50	300	50.00	Not	Traded	----	08/09/05	-5.7	----
Bengal Fine Ceramic	100/50	69.00	1.47	68.00	50	104.50