Asean economic ministers mull integration in Vietnam meet today

AFP, *Hanoi*

Economic ministers from Southeast Asian nations gather in Vietnam Tuesday to hold talks on integrating their economies and conduct a dialogue with the European Union.

The ministers from the Association of Southeast Asian Nations are expected to update themselves on the status of free trade agreements the region is engaged in as well as hold talks on regional integration, said an Asean trade official who asked not to be named.

The ministers meeting at Halong city, 170 kilometres (106 miles) east of Hanoi, are expected to examine preparations for the implementation of the Asean-China agreement on trade which will start on July 1.

The agreement was signed in Vientiane last December, during the last summit of the organisation.

According to the agreement, starting from July 1 2005, China and the Asean countries will start cutting tariffs on certain types of goods to between zero and five percent by 2010 for Southeast Asia's six more economically advanced members and by 2015 for Laos, Vietnam, Cambodia and Myanmar.

The official also said the ministers could discuss progress in the Asean-Japan FTA talks after a recent senior officials' meeting in Tokyo.

Also expected on the agenda is initial discussion of the Asean-South Korea framework agreement for an FTA after the two sides agreed last year in Laos to start FTA talks this year.

"I also expect the usual review of progress in the Asean Free Trade Area," the official said.

This would include the recent decision by Vietnam to compensate Thailand for delaying import tariff cuts on motorbike parts and completely built cars, he said.

EU Trade Commissioner Peter Mandelson will take part in the Asean-EU consultation in Halong.

Ernest Bower, the former president of the US-Asean business council and now a partner of the Washington-based consultancy BrooksBowerAsia, said "Asean needs to refocus the AFTA commitment.

"Economic integration is an achievable goal," he said.

"The ministers have before them a roadmap that allows for leadership by more advanced (and) prepared countries to be 'pathfinders' and for other members to join later and benefit from the experiences of the leaders."

He said the question was one of political will and focus.

Bower also said there was no doubt the Myanmar issue was affecting the region's competitiveness.

"It is legitimately an issue that impacts trade and investment," he said.

PHOTO: DHAKA BANK

Shahed Noman, managing director of Dhaka Bank Ltd, receives the upgraded credit rating report of the bank from Muzaffar Ahmed, CEO of Credit Rating Information and Services Ltd (CRISL), at a function in Dhaka on Thursday. Other senior officials from both the sides were also present.

PHOTO: CITYCELL

Intekhab Mahmud, senior vice president (Sales and Marketing) of CityCell, and Mohibur Rahman, managing partner of Tele Link, exchange documents after signing a dealership agreement on behalf of their companies in Dhaka recently. Under the deal, Tele Link will distribute CityCell products throughout the country.

China watching EU moves on textiles

REUTERS, *Beijing*

China is watching moves by the European Union that could lead to formal curbs on its textile exports, the Commerce Ministry said Monday.

The EU urged China on Sunday to cut its textile exports or face formal curbs on products such as T-shirts and trousers, which have leapt in some cases by more than 500 percent since the end of a global quota system.

EU Trade Commissioner Peter Mandelson announced plans for a probe into nine categories of Chinese textile products and such probes.

"We have been watching the EU's moves," said a spokeswoman at the Commerce Ministry. The ministry would issue a statement once the EU introduced formal trade curbs, she said, declining to give specifics.

"There is still room for discussion," she added.

EU governments were divided on how to respond to the surge in cheap Chinese imports with Sweden, Denmark, the Netherlands and Germany cautioning against protectionism.

PHOTO: TM INTERNATIONAL

Md Nasir Bin Baharom, managing director of AKTEL, and Azahar H Chowdhury, convenor of Internet Fair 2005 and treasurer of Internet Service Provider Association of Bangladesh (ISPAB), exchange documents after signing a memorandum of understanding (MoU) on Sunday. Under the MoU, AKTEL will sponsor the six-day ISP fair beginning from tomorrow in Dhaka.

PHOTO: JANATA BANK

Janata Bank Managing Director SM Aminur Rahman speaks at the Branch Managers Conference 2005 of Dhaka Zone-B recently in Dhaka.

CURRENCY

Following is Monday's (April 25, 2005) forex trading statement by Standard Chartered Bank

Sell			Buy		
TT/OD	BC	Currency	TT Clean	OD Sight Doc	OD Transfer
64.0700	64.1000	USD	63.1250	63.1040	63.0619
84.3866	84.4261	EUR	81.1724	81.1454	81.0913
123.1489	123.2066	GBP	119.7860	119.7461	119.6662
50.7691	50.7928	AUD	48.4800	48.4638	48.4315
0.6129	0.6132	JPY	0.5909	0.5908	0.5904
54.6486	54.7642	CHF	52.6656	52.6481	52.6129
9.5020	9.5064	SEK	8.4791	8.4762	8.4706
52.2083	52.2327	CAD	50.4717	50.4549	50.4213
8.2245	8.2284	HKD	8.0877	8.0850	8.0796
39.3333	39.3517	SGD	38.1881	38.1754	38.1500
17.5867	17.5949	AED	17.0484	17.0427	17.0313
17.2213	17.2293	SAR	16.6997	16.6942	16.6830
11.6959	11.7014	DKK	10.5649	10.5613	10.5543
215.8549	215.9583	KWD	215.4021	215.3326	215.1937

Exchange rates of some currencies against US dollar

Indian rupee	Pak rupee	Lankan rupee	Thai baht	Nor kroner	NZ dollar	Malaysian ringgit
43.65	59.43	99.725	39.410	6.2722	0.7819	3.80

Local Interbank FX Trading

Local interbank FX market was active on Monday. Dollar ended almost unchanged against Bangladeshi taka.

Local Money Market

Money market was active. Call money rate remained almost unchanged and ranged between 6.00 and 7.00 per cent.

SHIPPING

Chittagong Port

Berthing position and performance of vessels as on 25/04/2005

Berth No.	Name of vessels	Cargo	L. Port call	Local agent	Dt of arrival	Leaving	Import Disch
J/2	Taraman Bibi	Rice(G)	Viza	Nishat	16/4	29/4	2610
J/3	Brave Royal	Clink	Kant	Brsl	15/4	25/4	2383
J/4	Xiang Jiang (Liner)	GI	Chin	Cosco	18/4	27/4	2556
J/5	Safinaz	GI(S.Ash)	P. Guda	PML	21/4	3/5	688
J/6	Musan	Tsp	Sing	Litmond	7/4	27/4	429
J/9	Hyundai Hawk	Gi (St & Pa)	Sing	Prog	23/4	27/4	2961
J/10	Sveti Vlaho	Sugar(P)	Santo	Litmod	12/4	28/4	2872
J/11	Banga Borat	Cont	Sing	Bdship	22/4	26/4	288
J/12	Eastern Star	Cont	Sing	BSC	23/4	27/4	281
CCT/3	Mardios	Cont	Col	Everbest	23/4	27/4	262

Vessels due at outer anchorage

Name of vessels	Date of arrival	L. port call	Local agent	Type of cargo	Loading ports
Island Gem	26/4	Cardiif	Brsl	Meltabie Steel Scrap	
C.S. Tyco Durable	25/4	Chenn	Mutual	Survey Vessel	
Banga Bonik	26/4	Col	Baridhi	Cont	Col
Platinam Emerald	25/4	P.Kel	RSL	Cont	Sing
Orient Victory	25/4	Hald	PSSL	Cont	Col
Ks Glory	26/4	Kant	ASLL	Clink	Star
Amalfi	28/4	Chin	USL	Clink	Uni/SCBL
Ayberk Kalkavn	26/4	Indo	Rsship	Scrapint	
Marcalabria	26/4	Sing	SWSL	Cont	
SinKyaw Yadanar	29/4	Yang	MTA	Gi(Y.Mapul)	--
Nan Htaik Gyi	26/4	Yang	MTA	Gi(Y. Ma)	--
Banga Bodor	27/4	-P.Kel	Bdship	Cont	Sing
Banga Biraj	27/4	Sin	Bdship	Cont	Sing
Mellum	26/4	Sin	QCSL	Cont	Sing

Tanker due

Mado	26/4	Kaki	MBL	Ammonia K(A)
Rosa Tomasos	28/4	Kuwa	MSTPL	HSD/Sko--
Al Kuwaitah	26/4	Kuwa	MSTPL	HSD/Jp-1

Vessels at Kutubdia

Name of vessels	Cargo	Last Port call	Local agent	Date of arrival
Outside Port Limit				
Barge Swissco-12	--	--	Mutual	R/A (5/4)
Tug Gps Pioneer	--	--	Mutual	R/A (8/4)
Dea Captain	--	--	IBSA	R/A (19/4)

Vessels at outer anchorage

Vessels ready

Tabtim	Cpo	P. Kel	SNCL	23/4
Salamat-3	Bitumen	Hald	Nishat	23/4
Kota Singa	Cont	Sing	Pil(Bd)	23/4
Kota Tampan	Cont	Sing	Pil(Bd)	23/4
Altair-Ss	W/L Urea	--	H&H	R/A (20/4)
Maritime Trader	Clink	Indo	BSL	22/4
Star Providence	Gi(S.Bil)	Tura	RSA	23/4
Tug Tropical Regal	--	Lumut	Oil	25/4
Barge Orient-Ii	ICP	Lumut	Oil	25/4

Vessels not ready

Noora	Salt	Kand	Rainbow	20/4
Continent-4	Rice(G)	Kaki	Cla	22/4

Vessels awaiting employment / instruction

Bumi Jaya	--	Visa	Unicom	10/11
Banglar Shourabh	--	--	BSC	R/A(18/4)
Banglar Jyoti	--	--	BSC	R/A (19/4)
Essco Faith	--	--	Move	R/A (21/4)

The above are the shipping position and performance of vessels at Chittagong port as per berthing sheet of CPA supplied by HRC Family, Dhaka.

STOCK

TODAY'S TRADED ISSUES April 25, 2005

Company	FV/ML (Tk/No.)	DSE Closing	DSE Chg (%)	DSE Pre.Day	DSE Turnover Share	CSE Closing	CSE Chg (%)	CSE Pre.Day	CSE Turnover Share	Last AGM	EPS (Tk.)	CDPS (%)
BANK												
AB Bank Ltd.	100/5	305.00	-1.13	308.50	745	305.50	-1.45	310.00	50	10/11/04	3.46	----
City Bank Ltd.**	100/5	698.50	-1.45	708.75	1800	700.00	Not	Traded	----	28/04/03	5.56	----
IFIC Bank Ltd.	100/5	324.75	-1.89	331.00	840	427.50	Not	Traded	----	07/12/04	15.8	----
Islami Bank BD Ltd.**	1000/1	4875.75	-2.13	4982.00	686	4869.00	-0.94	4915.00	71	17/09/04	162.	----
National Bank Ltd.**	100/20	425.50	-1.62	432.50	6643	419.50	-1.29	425.00	300	19/09/04	17.0	----
Pubali Bank Ltd.**	100/5	1293.50	-3.40	1339.00	605	1250.00	Not	Traded	----	17/04/05	33.6	----
Rupali Bank Ltd.	100/10	563.00	-2.38	576.75	4790	573.75	-1.25	581.00	4380	----	28.6	----
UCBL	100/5	1508.25	-0.53	1516.25	380	1750.00	Not	Traded	----	15/09/99	15.6	----
Uttara Bank Ltd.	100/5	1740.00	-1.46	1765.75	670	1740.00	-3.67	1806.25	90	14/06/04	192.	50.0
The Oriental Bank Ltd.	1000/5	1500.00	0.00	1500.00	10	----	Not	Listed	----	09/11/04	-757	----
Eastern Bank Ltd.**	100/20	775.00	-1.90	790.00	100	746.50	Not	Traded	----	30/06/04	41.2	20.0
United Leasing Co. Ltd.**	100/20	1019.00	-3.23	1053.00	1180	----	Not	Listed	----	18/04/05	107.	60.0
Uttara Finance and Invs.	100/50	901.75	-3.71	936.50	7750	900.00	Not	Traded	----	05/05/04	83.5	25.0
Al Arafa Islami Bank	1000/5	2793.75	0.80	2771.50	1687	2796.50	1.76	2748.00	40	19/05/04	216.	----
Prime Bank Ltd.**	100/50	593.25	-3.69	616.00	23670	601.25	-3.02	620.00	179	16/05/04	25.8	20.0
Southeast Bank Ltd.**	100/50	626.00	-3.47	648.50	18200	621.50	-3.16	641.75	4240	29/09/04	37.8	20.0
Dhaka Bank Ltd.**	100/50	493.00	-3.66	511.75	4550	499.75	-3.01	515.25	1662	11/04/05	39.9	10.0
N C C Bank Ltd.**	100/50	563.50	-5.37	595.50	4900	0.00	Not	Traded	----	25/07/04	12.1	10.0
Social Investment Bank	1000/5	2892.00	-0.28	2900.25	50	----	Not	Listed	----	02/06/04	331.	----
Dutch Bangla Bank **	100/50	1535.00	2.33	1500.00	100	1600.00	Not	Traded	----	15/03/05	114.	22.5
Midas Financing Ltd.**	100/50	323.25	-0.39	324.50	751	330.00	-2.73	339.25	100	10/10/04	18.5	----
Mutual Trust Bank**	100/50	357.50	-3.44	370.25	7550	360.00	-2.70	370.00	700	15/05/05	28.6	----
First Lease Intl. Ltd.	100/50	408.00	-4.28	426.25	4550	424.50	Not	Traded	----	21/04/05	39.1	----
Standard Bank Ltd.**	100/50	383.00	-2.61	393.25	11100	386.75	-2.03	394.75	1120	09/06/04	20.0	----
One Bank Ltd.**	100/50	304.00	-3.26	314.25	5045	307.00	-1.44	311.50	1900	07/06/04	11.2	----
Bank Asia Ltd.	100/50	511.00	1.95	501.25	10300	501.00	6.14	472.00	150	11/05/05	31.5	----
Mercantile Bank **	100/50	429.75	-13.23	495.25	150	0.00	Not	Traded	----	14/05/05	31.2	----
Export Import Bank**	100/50	601.75	-3.29	622.25	23200	601.75	-2.15	615.00	1050	----	17.4	----
INVESTMENT												
6th ICB Mutual Fund	100/10	215.00	0.00	215.00	120	211.00	Not	Traded	----	31/10/04	15.8	17.5
1st BSRS Mutual Fund	100/50	101.00	0.00	101.00	500	105.00	Not	Traded	----	----	7.01	6.00
AIMS First	1/2500	1.64	-1.80	1.67	1205000	1.63	-2.40	1.67	322500	07/10/04	0.24	15.0
ICB AMCL First Mutual Fund	100/50	317.75	-0.31	318.75	2650	312.00	-0.95	315.00	50	17/08/04	14.9	12.0
ICB AMCL Islamic M F**	100/50	169.25	-1.31	171.50	2500	172.00	-0.58	173.00	400	----	---	----
ENGINEERING												
Aftab Automobiles Ltd.	100/5	481.25	-0.98	486.00	435	472.25	-2.63	485.00	30	21/12/04	61.7	18.0
Aziz Pipes Ltd.	100/5	53.50	0.94	53.00	30	59.25	Not	Traded	----	29/06/04	-181	----
Olympic Industries **	100/50	175.00	-2.64	179.75	2600	203.25	Not	Traded	----	30/12/04	7.58	10.0
Bangladesh Lamps **	100/5	727.50	-1.95	742.00	266	756.00	Not	Traded	----	24/06/04	27.7	20.0
Eastern Cables Ltd.	100/5	181.75	-1.36	184.25	1770	185.25	0.14	185.00	170	26/06/04	11.1	10.0
Monno Jutex Ltd.	100/5	870.00	-2.93	896.25	5	----	Not	Listed	----	23/12/04	30.3	30.0
Singer Bangladesh **	100/5	1212.50	-0.90	1223.50	600	1209.25	Not	Traded	----	10/05/04	77.7	75.0
Atlas Bangladesh Ltd.	100/50	299.00	-0.63	300.90	1500	----	Not	Listed	----	22/12/04	19.0	120
Quasem Drycells Ltd.**	10/500	15.50	-0.64	15.60	9000	15.40	-3.14	15.90	500	23/12/04	0.82	10.0
National Tubes Ltd.**	100/10	2051.00	-3.00	2114.50	310	----	Not	Listed	----	23/12/04	167.	30.0
Kay & Que (BD) **	100/50	168.00	-0.59	169.00	50	173.00	Not	Traded	----	28/06/04	4.13	10.0
Wonder Land Toys Ltd.	100/50	20.00	-2.44	20.50	3200	20.00	Not	Traded	----	15/12/04	-2.4	----
Rangpur Foundry Ltd.**	10/500	24.50	-1.61	24.90	25000	25.80	Not	Traded	----	17/06/04	1.95	15.0
FOOD & ALLIED												
Apex Foods Ltd.	100/5	492.25	-1.30	498.75	180	592.00	Not	Traded	----	23/09/04	26.2	13.0
Tripti Industries Ltd.	100/50	43.00	-2.82	44.25	2750	50.00	Not	Traded	----	30/12/04	-10.	----
Bangas	100/5	274.25	-1.35	278.00	70	334.75	Not	Traded	----	30/12/04	29.8	12.5
BATBCL **	10/50	119.00	0.59	118.30	1711	119.50	Not	Traded	----	30/06/04	14.5	100
Zeal Bangla Sugar Mills	10/50	2.90	-3.33	3.00	700	----	Not	Listed	----	31/03/05	-2.8	----
Beximco Fisheries Ltd.	100/20	27.75	-2.63	28.50	2140	29.00	Not	Traded	----	26/06/04	-0.7	----
Bengal Biscuits Ltd.	100/20	20.00	-1.23	20.25	320	23.75	Not	Traded	----	30/06/03	-14.	----
Meghna Shrimp	100/20	21.00	1.20	20.75	1080	23.00	Not	Traded	----	26/12/01	15.2	12.0
Raspit Inc (bd) Ltd	10/500	1.20	Not	Traded	----	1.20	0.00	1.20	1000	24/12/02	0.12	3.00
AMCL (Pran)**	100/10	496.25	-0.75	500.00	340	500.00	Not	Traded	----	22/12/04	47.9	24.0
Dhaka Fisheries Ltd.	100/50	27.00	0.00	27.00	400	22.00	Not	Traded	----	23/12/04	1.87	2.00
Shampur Sugar Mills	10/100	2.90	0.00	2.90	7300	----	Not	Listed	----	24/03/05	-13.	----
Gachihhata Aqua.	100/50	15.50	3.33	15.00	500	14.00	Not	Traded	----	24/12/02	10.7	10.0
Bionic Seafood	10/500	4.50	-4.26	4.70	32500	----	Not	Listed	----	29/09/04	0.52	6.00
Fu-Wang Food Ltd.	10/500	14.90	-0.67	15.00	29000	15.00	Not	Traded	----	20/12/04	1.51	12.0
German Bangla Food	10/500	1.40	0.00	1.40	7500	1.40	0.00	1.40	3000	30/06/04	-0.6	----
Beach Hatchery Ltd.	10/500	4.70	-2.08	4.80	45500	4.80	0.00	4.80	29500	23/12/03	0.30	----
Fine Foods Ltd.	10/500	5.70	-3.39	5.90	12500	5.80	-3.33	6.00	1500	24/12/02	1.18	20.0
FUEL & POWER												
BOC (BD) Ltd.**	10/50	121.30	-0.66	122.10	4100	124.00	Not	Traded	----	25/01/05	8.91	50.0
Padma Oil Co. Ltd.	10/50	332.70	0.00	332.70	20	320.00	Not	Traded	----	24/03/04	15.4	50.0
JUTE												
Northern Jute Ltd.	10/200	10.10	1.00	10.00	800	----	Not	Listed	----	30/12/03	-1.2	----
Sonali Ansh Ltd.	100/5	318.00	6.00	300.00	10	----	Not	Listed	----	30/12/04	-90.	----
TEXTILE												
Ashraf Textile Ltd.	10/50	5.50	0.00	5.50	300	6.00	Not	Traded	----	30/12/04	-7.1	2.50
Saiham Textile Ltd.	100/5	66.50	0.76	66.00	50	70.00	Not	Traded	----	23/12/04	7.21	7.00
Padma Textile Mills Ltd.	10/200	29.50	-3.59	30.60	385677	29.70	-3.57	30.80	313800	30/06/04	1.52	10.0
Apex Spinning Mills Ltd.	100/20	274.00	-3.09	282.75	780	292.00	Not	Traded	----	23/09/04	44.9	15.0
Beximco Knitting Ltd.	100/20	38.00	-1.94	38.75	440	39.00	Not	Traded	----	28/06/04	-61.	----
Dynamic Textile	100/20	18.75	-2.60	19.25	80	22.00	Not	Traded	----	16/05/04	-13.	----
Mita Textiles Ltd.	100/20	34.75	-0.71	35.00	720	33.00	Not	Traded	----	13/04/05	0.24	----
BD.Dyeing & Finis.Ltd.	100/20	23.25	-12.26	26.50	120	35.00	Not	Traded	----	28/09/02	36.6	10.0
Delta Spinners Ltd.	100/20	81.25	-0.91	82.00	1420	80.00	Not	Traded	----	30/12/03	7.28	10.0
Apex Weaving & Finis.	100/50	50.00	-1.48	50.75	250	51.50	Not	Traded	----	11/12/04	-19.	----
Beximco Textiles Ltd.	100/50	44.75	-3.24	46.25	800	47.00	Not	Traded	----	28/06/04	-40.	----
Beximco Denims Ltd.	100/50	66.50	-5.00	70.00	700	70.00	Not	Traded	----	28/06/04	-45.	----
Prime Textile Ltd.	100/50	59.75	-0.42	60.00	1550	61.00	Not	Traded	----	27/12/04	7.52	5.00
Chic Tex Ltd.	10/500	2.50	0.00	2.50	2000	2.60	Not	Traded	----	30/12/04	0.05	----
Sreepur Textile Ltd.	10/50	26.50	-1.85	27.00	450	15.00	Not	Traded	----	30/09/02	-35.	----
Monno Fabrics Ltd.	100/50	71.00	0.35	70.75	3450	70.50	0.71	70.00	250	23/06/04	10.3	5.00
Alltex Industries Ltd.	100/50	63.75	-0.39	64.00	1300	62.25	-2.73	64.00	250	23/12/04	1.99	10.0
H.R. Textile Ltd.	100/50	58.25	0.43	58.00	100	60.00	Not	Traded	----	20/03/05	6.34	5.00
Square Textile**	10/50	80.60	-1.83	82.10	56750	81.50	-1.93	83.10	9120	07/04/05	6.25	30.0
Beximco Synthetics Ltd.	100/20	123.50	-2.37	126.50	1976	123.00	Not	Traded	----	30/06/04	8.22	10.0
PHARMA & CHEM.												
JMI-Bangla Co. Ltd.	100/50	----	Not	Listed	----	90.00	0.00	90.00	50	----	---	----
Ambee Pharma**	10/50	59.00	0.00	59.00	50	57.00	Not	Traded	----	29/07/04	2.95	25.0
Beximco Pharma**	10/50	84.80	-3.64	88.00	212277	84.90	-3.85	88.30	170932	24/06/04	4.01	10.0
ACI Limited**	10/50	87.50	-1.80	89.10	26385	87.90	-2.33	90.00	3350	22/06/04	4.88	40.0
Renata Ltd.	100/5	3612.75	0.10	3609.00	70	----	Not	Listed	----	23/06/04	185.	50.0
Pharmaco	100/5	33.25	-2.21	34.00	200	----	Not	Listed	----	12/11/02	-22.	----
Kohinoor Chemical	100/5	615.00	0.00	615.00	5	300.00	Not	Traded	----	11/03/05	30.2	17.0
The Ibn Sina	100/10	645.25	-3.62	669.50	200	690.00	Not	Traded	----	18/06/04	30.2	20.0
Rahman Chemicals	100/10	21.25	0.00	21.25	800	----	Not	Listed	----	30/06/04	-0.4	----
Wata Chemicals Ltd.	100/20	137.00	-6.32	146.25	220	240.00	Not	Traded	----	19/06/03	13.5	13.0
Beximco Infusions**	100/10	375.00	-3.16	387.25	650	391.00	Not	Traded	----	26/06/04	25.9	15.0
Orion Infusions Ltd.	100/20	168.75	-0.74	170.00	6600	168.00	-0.74	169.25	580	28/12/04	3.61	----
Square Pharma**	100/20	3495.25	-1.48	3547.75	1908	3502.50	-1.37	3551.25	230	21/09/04	218.	70.0
Imam Button Ltd.	100/50	65.25	4.82	62.25	100	64.25	Not	Traded	----	14/12/04	4.89	5.00
Perfume Chemical	100/50	27.50	-1.79	28.00	2100	27.00	Not	Traded	----	30/12/04	0.87	3.00
Keya Cosmetics Ltd.	10/500	41.00	-2.84	42.20	133000	42.90	Not	Traded	----	24/12/04	2.51	16.0
Keya Detergent Ltd.	10/500	22.20	-1.33	22.50	163000	22.20	-1.33	22.50	32500	24/12/04	1.25	14.0
PAPER and PACKAGING												
Padma Printers Ltd.	10/50	1.50	0.00	1.50	2200	----	Not	Listed	----	24/06/04	-0.5	----
Maq Enterprise Ltd.	100/50	8.00	3.23	7.75	200	9.00	Not	Traded	----	30/08/01	-2.5	10.0
SERVICE												
Shinepukur Holdings**	100/5	41.25	-3.51	42.75	39200	41.75	-2.91	43.00	33750	24/06/04	1.00	----
Eastern Housing Ltd.**	100/20	100.50	0.00	100.50	2200	101.00	Not	Traded	----	13/12/04	11.2	10.0
MISCELLANEOUS												
Daffodil Computers Ltd.**	10/500	----	Not	Listed	----	13.70	-1.44	13.90	121500	30/12/04	1.43	10.0
Apex Tannery Ltd.	100/5	235.25	-1.05	237.75	665	236.00	Not	Traded	----	14/10/04	10.1	12.0
Aramit Ltd.	10/50	65.00	-7.14	70.00	1900	70.00	Not	Traded	----	08/09/04	6.58	33.0
Bata Shoe Ltd.**	10/100	208.00	1.46	205.00	30980	201.60	Not	Traded	----	24/06/04	21.2	105
GQ Ball Pen Inds. Ltd.	10/50	91.70	-1.50	93.10	3410	99.00	Not	Traded	----	31/05/04	6.59	20.0
Monno Ceramic Ltd.	100/5	248.75	-1.19	251.75	525	260.00	Not	Traded	----	22/12/04	5.41	15.0
Usmania Glass	100/5	1489.75	-1.06	1505.75	275	1501.00	Not	Traded	----	28/12/04	183.	50.0
BEXIMCO Ltd.**	10/100	69.70	-3.19	72.00	16000	70.00	-2.23	71.60	2800	28/04/05	3.44	10.0
Heidelberg Cement BD**	100/5	740.25	-1.89	754.50	1662	736.00	-0.88	742.50	205	05/05/04	-13.	----
Apex Footwear Ltd.	100/20	469.00	-3.00	483.50	3240	495.00	Not	Traded	----	21/04/04	17.4	14.0
Confidence Cement	100/20	132.50	-2.75	136.25	1460	135.00	-0.92	136.25	20	21/07/04	8.54	5.00
Meghna Cement Ltd.	100/50	299.00	-0.75	301.25	2000	301.25	Not	Traded	----	26/06/04	11.5	25.0
Lexco Ltd.	100/10	82.50	-0.90	83.25	100	97.00	Not	Traded	----	23/09/04	0.86	5.00
Bengal Fine Ceramic	100/50	95.25	0.26	95.00	100	90.00	Not	Traded	----	28/12/04	5.74	5.00
BD Luggage Ltd.	100/50	7.25	-9.38	8.00	50	8.00	Not	Traded	----	29/12/02	2.52	3.00
Standard Ceramic Ltd.	100/50	123.75	2.91	120.25	554	154.00	Not	Traded	----	24/12/03	9.14	10.0
Niloy Cement Ind. Ltd.	100/50	65.50	1.95	64.25	50	66.25	Not	Traded	----	23/12/04	-10.	5.00
Rose Heaven Ball Pen	10/500	2.20	-4.35	2.30	4000	3.00	Not	Traded	----	07/04/05	-0.4	----
Fu-wang Ceramic	100/50	86.25	-0.58	86.75	1400	88.50	Not	Traded	----	21/12/04	5.85	5.00
Aramit Cement Ltd.	100/50	58.00	-4.13	60.50	50	60.00	Not	Traded	----	08/09/04	-40.	----
Samata Leather	100/50	26.25	-2.78	27.00	300	30.00	Not	Traded	----	30/12/04	-15.	----
Sinobangla Industries Ltd.	10/500	9.10	-2.15	9.30	1000	9.10	Not	Traded	----	22/04/04	0.11	----
Legacy Footwear Ltd.	10/500	6.90	-1.43	7.00	48000	6.90	-2.82	7.10	30500	29/09/04	1.05	5.00
Miracle Industries Ltd.	10/500	13.20	-2.22	13.50	138000	13.30	-1.48	13.50	68500	21/12/04	0.97	10.0
Raspit Data Management	10/500	3.90	-2.50	4.00	11000	4.00	-2.44	4.10	3500	23/12/04	-0.1	----
Bangladesh Online Ltd.**	10/500	71.20	-4.17	74.30	43500	71.60	-3.63	74.30	4500	30/06/04	2.39	15.0
Modern Cement Ltd.	10/500	5.00	-1.96	5.10	76500	5.00	-3.85	5.20	33500	30/12/04	-0.0	----
ISN Ltd.	10/500	26.00	-1.89	26.50	104500	26.10	-1.88	26.60	61000	27/06/04	1.27	11.0
Padma Cement Ltd.	10/500	3.90	-2.50	4.00	20000	3.90	-2.50	4.00	7500	30/06/04	-1.7	----
BDCOM Online Ltd.	10/500	26.30	-1.50	26.70	148000	26.60	-0.75	26.80	16500	20/12/04	1.55	10.0
In Tech Online Ltd.	10/500	37.20	0.54	37.00	140000	37.00	-0.80	37.30	3500	24/06/04	1.75	10.0
Agni Systems Ltd.	10/500	30.40	-1.30	30.80	161000	30.60	-2.24	31.30	19000	18/10/04	1.13	10.0
Lafarge Surma Cement**	100/50	473.75	-0.63	476.75	16250	472.50	-0.84	476.50	2700	13/05/04	---	----
INSURANCE												
BGIC**	100/10	321.00	-0.31	322.00	190	430.00	Not	Traded	----	30/04/05	17.0	----
Green Delta Insurance**	100/10	985.25	-0.98	995.00	100	1110.00	Not	Traded	----	24/06/04	80.8	35.0
Peoples Insurance	100/10	1225.75	0.47	1220.00	50	1530.00	Not	Traded	----	30/06/04	50.2	25.0
Eastern Insurance	100/20	352.00	-0.71	354.50	600	360.00	Not	Traded	----	07/07/04	28.8	18.0
Janata Insurance	100/20	185.00	-3.01	190.75	60	190.00	Not	Traded	----	07/08/04	10.2	10.0
Phoenix Insurance**	100/20	371.00	-1.92	378.25	100	475.00	Not	Traded	----	05/05/04	22.3	15.0
Eastland Insurance	100/20	315.50	-9.86	350.00	3080	472.00	Not	Traded	----	27/06/04	26.1	17.0
Central Insurance	100/20	242.00	0.00	242.00	600	300.00	Not	Traded	----	11/09/04	12.0	----
Karnaphuli Insurance	100/20	219.75	0.11	219.50	880	----	Not	Listed	----	28/07/04	20.3	----
Rupali Insurance	100/20	327.00	-6.30	349.00	20	350.00	Not	Traded	----	07/08/04	24.0	14.0
National Life Insurance**	100/5	1799.75	-2.60	1847.75	560	1850.00	Not	Traded	----	08/07/03	124.	20.0
Federal Insurance	100/50	150.00	-1.48	152.25	112	160.00	Not	Traded	----	27/09/04	12.4	10.0
Delta Life Insurance	100/5	3867.75	-2.18	3953.75	165	4025.00	Not	Traded	----	18/06/04	356.	48.0
Pragati Gen. Insurance**	100/50	660.00	-1.42	669.50	580	655.00	Not	Traded	----	10/06/04	30.7	20.0
Pioneer Insurance **	100/50	313.25	-2.49	321.25	650	355.00	Not	Traded	----	29/06/04	16.1	12.0
Mercantile Insurance**	100/50	151.00	-0.33	151.50	9850	----	Not	Listed	----	---	---	----
Agrani Insurance**	100/50	108.50	-4.82	114.00	11050	----	Not	Listed	----	---	---	----
Global Insurance**	100/50	123.50	-3.70	128.25	23950	----	Not	Listed	----	---	---	----

Prepared by & Copyright to: BUSINESS INFORMATION AND ADVISORY SERVICES LTD. (BIASL). All above information are collected from daily stock quotations and companies' published audited annual reports. High level of caution has been taken to collect and present the above information and data. The publisher will not take any responsibility if any body uses these information and data for his/her investment decision. For any query contact biasl@bangla.net.Tel. 8113431.

Day's Market - April 25, 2005

Indicators	DSE	CSE
General / All Share Price Index	1,717.14812	3,317.2059
Change in Price Index	-1.75679%	-0.390840%
Total Turnover (Taka)	206,825,640.50	45,686,580.15
Total Turnover (Volume)	3,626,305	1,314,719
Number of Contract	8,728	2,689
Total Traded Issues	157	51
No. of Issue Gain (Avg. Price Basis)	25	6
No. of Issue Loss (Avg. Price Basis)	125	43
No. of Unchanged Issue (Avg. P. Basis)	7	2
Market Cap. (Taka)	198,903,525,913	199,755,709,447
Market Cap. (US$)	3,429,371,136	3,444,063,956
Total No. of Listed Securities	259	198
Total No. of Listed Companies	239	184
Total No. of Listed Mutual Fund	12	12
Total No. of Listed Debenture	8	2
Total No. of Share & Debenture	525,329,810	414,612,267
Total Issued Capital	51,842,934,360	47,101,260,990
Price Earning Ratio	16.49	17.03
Earning Per Share (%)	27.67	26.55

CSE -30 Index 3016.928 Change (-) 1.37%

7 days DSE 20 Index

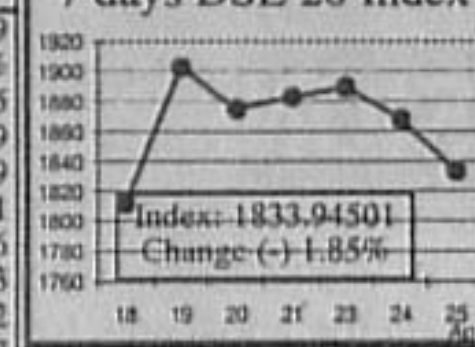

7 days DSE-CSE Index

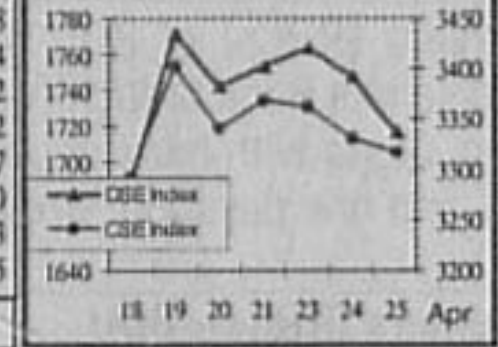

DSE : Last 30 Days Price Index and Turnover

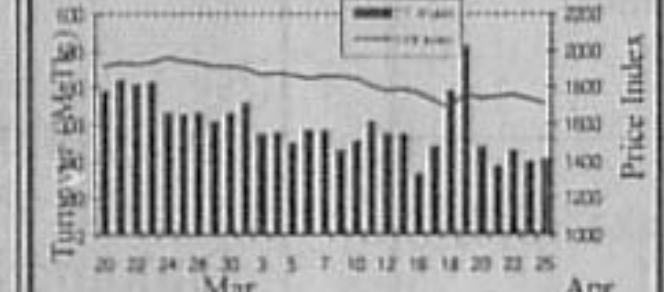

CSE: Last 30 Days Price Index and Turnover

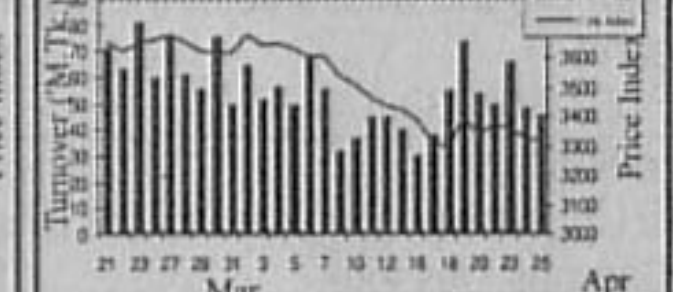

Turnover Leaders

Company	Vol. (share)	Value ('000Tk.)	% Of Total
Dhaka Stock Exchange			
Beximco Pharma**	212,277	18,252	8.82
Prime Bank Ltd.**	23,670	14,245	6.89
Export Import Bank**	23,200	14,048	6.79
Padma Textile Mills Ltd.	385,677	11,640	5.63
Southeast Bank Ltd.**	18,200	11,498	5.56
Lafarge Surma Cement**	16,250	7,769	3.76
Uttara Finance and Invs.	7,750	7,094	3.43
Square Pharma**	1,908	6,694	3.24
Bata Shoe Ltd.**	30,980	6,427	3.11
Keya Cosmetics Ltd.	133,000	5,531	2.67
Chittagong Stock Exchange			
Beximco Pharma**	170,932	14,680	32.13
Padma Textile Mills Ltd.	313,800	9,502	20.80
Southeast Bank Ltd.**	4,240	2,658	5.82
Rupali Bank Ltd.	4,380	2,505	5.48
Daffodil Computers Ltd.**	121,500	1,669	3.65
ISN Ltd.	61,000	1,596	3.49
Shinepukur Holdings**	33,750	1,402	3.07
Lafarge Surma Cement**	2,700	1,280	2.80
Miracle Industries Ltd.	68,500	912	2.00
Dhaka Bank Ltd.**	1,662	834	1.83

Company	Price (+/- %)	Turnover ('000 Tk.)
Capital Gainers		
Dhaka Stock Exchange		
Sonali Ansh Ltd.	6.00	3.18
Imam Button Ltd.	4.99	6.54
Kohinoor Chemical	3.45	3.00
Gachihhata Aqua.	3.36	7.85
Standard Ceramic Ltd.	2.37	68.62
Chittagong Stock Exchange		
Bank Asia Ltd.	3.12	73.05
Al Arafa Islami Bank	1.75	111.85
Monno Fabrics Ltd.	0.76	17.65
German Bangla Food	0.72	4.20
Fine Foods Ltd.	0.52	8.75
Capital Losers		
Dhaka Stock Exchange		
Mercantile Bank **	-12.94	64.49
BD.Dyeing & Finis.Ltd.	-12.12	2.81
Padma Oil Co. Ltd.	-9.85	6.00
BD Luggage Ltd.	-9.38	0.36
Aramit Ltd.	-7.14	123.50
Chittagong Stock Exchange		
Bangladesh Online Ltd.**	-5.55	321.89
Uttara Bank Ltd.	-4.00	156.06
Shinepukur Holdings**	-3.98	1,401.98
Quasem Drycells Ltd.**	-3.69	7.70
Southeast Bank Ltd.**	-3.66	2,658.18

Book Closer/AGM/Dividend/IPO

Company	Closer From	Closer to	Div./B/R	AGM/EGM	Date	Venue, Time
Padma Cement Ltd.	1-Jun	21-Jun		AGM	21-Jun	Fac. Pre. Sirajgonj 10:30am
Sinobangla Industries Ltd.	24-Jun	14-Jul	5.00%	AGM	14-Jul	Fac. Pre. Munshigonj 11am
E.L. Camellia	23-Apr	10-May	23.00%	AGM	10-May	Hotel Sonargaon 3pm
United Insurance	21-Apr	15-May	25.00%	AGM	15-May	Hotel Sonargaon 4pm
Singer Bangladesh Ltd.	10-Apr		40%(F)	AGM	9-May	Shooting Complex,Gulshan-1 10am
Eastland Insurance	24-Mar	30-Mar	1R:2, Pre. 100/-	EGM	30-Mar	BIAM Audi., 63, New Eskaton 3:30pm
Eastland Insurance	28-Apr	18-May	20.00%	AGM	18-May	BIAM Audi., 63, New Eskaton 11:30am
Lafarge Surma Cement	2-Jun			AGM	28-Jun	BDR Darbar Hall Pilkhana 11am
Mutual Trust Bank Ltd.	31-Mar		1B:5	AGM	15-May	Shooting Federation, Gulshan-1 11am
BEXIMCO Ltd.**	6-Apr		10% 1B:10	AGM	28-Apr	1, Shahbag C/A 11am
Standard Bank Ltd.**	30-Apr		1B:5	AGM	16-May	BDR Darbar Hall, Pilkhana 11am
Al Arafa Islami Bank	6-May	25-May	15.5%B	AGM	25-May	BDR Darbar Hall, Pilkhana 11am
GlaxoSK (BD) Ltd.**	21-Apr		50.00%	AGM	19-May	Hotel Agrabad, Ctg. 11am
Mercantile Bank **	24-Apr		1B:4	AGM	14-May	Hotel Sheraton, Dhaka 11am
IDLC Ltd.**	26-Apr		35.00%	AGM	17-May	Hotel Sonargaon, Dhaka 10am
Bank Asia Ltd.	17-Apr	11-May	1B:4	AGM	11-May	BDR Darbar Hall, Pilkhana 11am
BGIC**	13-Apr		1B:5	AGM	30-Apr	Ladies Club, Eskaton 12:30pm
N C C Bank Ltd.**	27-Apr		3B:10, 1R:2	AGM	23-May	Hotel Sheraton,Dhaka 11am
Phoenix Insurance**	20-Apr		1B:4	AGM	9-May	BDR Darbar Hall, Pilkhana 4pm
BATBCL **	30-Apr		75.00%(F)	AGM	18-May	
Heidelberg Cement BD**	5-Jun		17%B	AGM	22-Jun	Fac. Pre. Patenga, Ctg.
Popular Life Insurance				IPO subscription date	April 24 - 28, 2005.	
People's Leasing and Financial Services Ltd.				IPO subscription date	May 14 - 18, 2005.	
Fareast Islamic Life Insurance Company Ltd.				IPO subscription date	May 07-11, 2005	
National Tea Co. Ltd.	26-Apr	10-May	18.00%	AGM	10-May	Hotel Sheraton, Dhaka 4pm
Uttara Finance and Invs.	30-Apr	18-May	15.00% 1B:10	AGM	18-May	Hotel Sheraton, Dhaka 11am
Uttara Finance and Invs.	30-Apr	18-May	1R:1 Tk 300 Pre.	EGM	18-May	Hotel Sheraton, Dhaka 10am
Pragati Gen. Insurance**	10-May		20% 1B:4	AGM	26-May	ICAB Auditorium, Dhaka 3pm
Green Delta Insurance**	5-Jun		10% 3B:10	AGM	23-Jun	Hotel Purbali Intl., Dhaka 3pm
Rangpur Foundry Ltd.**	16-May		15.00%	AGM	15-Jun	National Shooting Complex 11:30am
Islami Bank BD Ltd.**	15-Aug		1B:5	AGM	16-Sep	
The Ibn Sina	18-May	10-Jun	21.00%	AGM	10-Jun	Fac.Pre.Shafipur,Gazipur 10am
Mercantile Insurance**	2-Jun		10.00%	AGM	28-Jun	Institute of Engineers, Dhaka 11am
Green Delta Insurance**	20-Apr	5-May		Right Subscription Date		

Non Traded Issues

Company	FV/ML (Tk/No.)	DSE Last Closing Price	DSE Last Trading Day	CSE Last Closing Price	CSE Last Trading Day	Last AGM	EPS (Tk.)	DPS (%)
BANK								
IDLC Ltd.**	100/20	936.25	24/04/05	960.00	21/04/05	26/05/04	77.56	30.0
INVESTMENT								
ICB	100/5	213.50	23/04/05	130.00	09/08/04	31/10/04	33.32	10.0
1st ICB Mutual Fund	100/5	2750.00	19/04/05	2900.00	11/01/05	31/10/04	190.89	200
2nd ICB Mutual Fund	100/5	690.00	21/04/05	550.00	01/08/04	31/10/04	78.77	50.0
3rd ICB Mutual Fund	100/5	665.00	24/04/05	680.00	16/04/05	31/10/04	41.21	50.0
4th ICB Mutual Fund	100/10	551.00	19/04/05	590.00	09/04/05	31/10/04	69.99	45.0
5th ICB Mutual Fund	100/10	300.00	24/04/05	350.00	20/12/04	31/10/04	21.01	24.0
7th ICB Mutual Fund	100/50	225.25	23/04/05	220.00	11/04/05	31/10/04	16.73	15.0
8th ICB Mutual Fund	100/50	193.00	24/04/05	201.00	16/04/05	31/10/04	17.09	14.0
ENGINEERING								
Monno Stafllers Ltd.	100/5	400.00	16/04/05	Not	Listed	24/06/04	25.20	20.0
BD. Autocars Ltd.	100/5	46.00	24/04/05	21.00	11/07/02	30/12/04	2.44	3.00
Renwick Jajneswar Ltd.	100/5	99.75	24/04/05	Not	Listed	26/12/04	5.27	5.00
Metalex Corporation Ltd.	100/5	79.75	18/12/04	Not	Listed	24/04/96	-562.5	----
BD. Thai Aluminium Ltd.	100/10	125.25	23/04/05	120.00	12/04/05	05/08/04	2.98	6.00
BEMCO Ltd.	100/10	34.00	30/11/04	Not	Listed	27/12/01	-10.99	----
Anwar Galvanizing Ltd.	100/50	98.25	24/04/05	98.00	12/04/05	30/03/04	5.91	6.00
FOOD & ALLIED								
Fahad Industries Ltd.	10/500	Not	Listed	3.70	03/04/05	19/11/03	1.17	10.0
Alpha Tobacco Ltd.	10/50	12.70	21/04/05	45.00	07/03/04	01/06/04	-9.34	12.5
Amam Sea Food Ltd.	100/5	120.00	22/12/04	Not	Listed	30/12/04	-3.04	----
BLTC	100/5	170.00	13/04/05	Not	Listed	30/12/04	-183.9	----
E.L. Camellia	100/5	2300.00	16/04/05	Not	Listed	18/05/04	467.43	22.0
Gemini Sea Food Ltd.	100/5	496.00	20/04/05	Not	Listed	09/12/04	36.28	25.0
National Tea Co. Ltd.	100/5	998.00	24/04/05	640.00	19/01/04	28/04/04	33.61	18.0
Yousuf Flour	10/50	23.80	01/04/04	Not	Listed	29/12/04	0.42	5.00
Tulip Dairy & Food Ltd.	100/10	23.00	23/04/05	Not	Listed	28/06/01	-15.84	----
Chittagong Vegetable	100/10	15.50	30/11/04	30.00	15/09/04	14/06/04	-15.24	----
Rabeya Flour Mills	10/50	8.10	18/09/03	Not	Listed	16/06/04	1.01	10.0
BD. Plantation Ltd.	100/5	710.00	07/03/05	Not	Listed	30/12/04	15.07	10.0
Hill Plantation Ltd.	100/5	905.00	18/04/05	Not	Listed	30/12/04	13.00	10.0
Rahima Food Corp.	100/50	13.25	20/04/05	16.00	09/03/05	23/12/04	-14.45	----
Gulf Foods Ltd.	100/50	19.00	23/04/05	20.00	17/04/05	30/12/04	0.49	----
Mona Food Ind. Ltd.	100/50	8.75	23/04/05	10.00	21/04/05	29/12/03	-15.19	----
Meghna PET Industries	10/500	2.00	25/10/04	Not	Listed	----	---	----
Rangamati Food	10/500	2.20	24/04/05	2.30	21/04/05	29/12/04	-1.99	----
Meghna Condensed Milk	10/500	1.90	24/10/04	Not	Listed	----	---	----
Modern Industries Ltd.	100/5	15.00	02/04/05	Not	Listed	24/06/04	-98.26	----
FUEL & POWER								
Eastern Lubricants Ltd.	10/50	202.60	24/02/05	Not	Listed	17/03/04	2.96	25.0
Bangladesh Welding	10/500	5.10	24/04/05	5.40	18/04/05	28/09/04	0.08	----
JUTE								
Jute Spinners Ltd.	100/5	269.75	23/04/05	Not	Listed	30/12/04	18.41	15.0
Saleh Carpet Ltd.	10/200	0.90	23/04/05	Not	Listed	28/09/02	-2.10	----
TEXTILE								
Al-Haj Textile	10/50	0.00	----	Not	Listed	23/12/04	3.51	----
GMG Indl. Corp. Ltd.	10/50	28.00	06/12/04	85.00	04/07/00	18/12/04	-14.36	----
Quasem Textile Ltd.	10/50	2.10	21/03/05	Not	Listed	30/09/03	-3.01	----
Stylecraft Ltd.	100/5	1405.00	16/04/05	Not	Listed	02/09/04	132.78	40.0
Rahim Textile Ltd.	100/5	80.00	23/04/05	Not	Listed	06/01/05	13.63	8.00
Quasem Silk Mills Ltd.	10/500	2.60	06/03/05	Not	Listed	30/09/03	-0.05	----
Modern Dyeing	100/5	52.00	21/04/05	Not	Listed	23/12/04	2.31	4.00
Eagle Star Textile Ltd.	10/50	1.50	29/12/04	2.20	29/12/04	29/12/02	-4.66	----
Desh Garments Ltd.	100/10	62.00	20/04/05	Not	Listed	23/12/04	3.18	5.00
Dulamia Cotton Mills	100/10	70.00	20/04/05	53.25	11/10/01	04/12/04	6.81	7.00
Tallu Spinning Mills Ltd.	100/10	74.50	20/04/05	80.00	30/11/04	30/12/04	8.27	5.00
Arbee Textile Mills	10/10	81.00	08/05/99	Not	Listed	30/06/04	-4.69	----
Tamijuddin Textile Ltd.	100/10	43.00	19/04/05	41.25	02/06/02	23/12/04	3.41	5.00
Mithun Knitting	100/20	77.00	20/04/05	95.50	04/10/04	30/12/04	8.38	5.00
Dandy Dyeing Ltd.	100/50	46.00	17/04/05	Not	Listed	11/09/04	-7.16	----
Sonargaon Textiles Ltd.	100/50	82.25	18/04/05	80.00	10/04/05	18/08/04	8.28	7.00
BD. Zipper Ltd.	100/50	9.50	21/04/05	12.00	12/02/05	29/12/02	3.97	3.00
M. Hossain Garments	100/50	7.75	21/04/05	8.75	22/03/05	08/09/02	6.36	5.00
Sajib Knitwear Ltd.	100/50	22.00	19/04/05	23.00	12/04/05	23/12/04	-1.02	----
Anlima Yarn & Dyeing	100/50	52.75	23/04/05	55.00	20/04/05	23/12/04	0.02	5.00
CMC Kamal Textile	100/50	78.00	18/04/05	94.00	22/10/03	29/06/04	5.18	5.00
Safko Spinning Mills	100/50	67.00	19/04/05	70.00	30/03/05	29/06/04	5.55	5.00
Metro Spinning Ltd.	10/500	13.70	24/04/05	15.00	12/04/05	29/12/04	2.01	12.0
PHARMA & CHEM.								
Bangla Process	100/5	128.00	09/04/05	Not	Listed	29/12/04	10.12	----
GlaxoSK (BD) Ltd.**	10/50	164.90	24/04/05	Not	Listed	19/05/04	6.81	40.0
Petro Synthetic Ltd.	10/50	5.00	08/02/05	Not	Listed	30/09/03	-22.05	----
Reckitt Benckiser (Bd) **	10/50	114.40	20/04/05	110.00	18/04/05	05/04/05	7.75	35.0
Therapeutics	100/5	102.00	21/04/05	110.00	18/12/04	26/09/04	-89.66	----
Pharma Aids	100/5	261.50	23/04/05	Not	Listed	29/12/04	15.78	10.0
BCIL	100/10	20.50	19/04/05	25.00	17/04/05	29/12/02	3.71	3.00
National Polymer Ltd.	100/10	222.00	20/04/05	235.00	28/02/05	14/12/04	17.63	10.0
Libra Infusions Ltd.	100/20	540.25	24/04/05	570.00	19/09/04	26/12/04	41.55	17.5
Al Amin Chemical	10/500	2.20	21/04/05	0.00	19/02/05	23/12/04	-0.41	----
PAPER and PACKAGING								
Sonali Paper Ltd.	10/50	5.60	23/04/05	Not	Listed	20/09/04	-0.04	----
Eagle Box & Carton Ltd.	10/50	25.90	09/06/04	Not	Listed	31/10/02	-52.41	----
BD. Monospool Paper	100/5	32.75	20/04/05	46.00	14/06/04	30/12/04	3.47	----
Paper Processing Ltd.	100/10	15.25	24/04/05	Not	Listed	30/06/04	-2.41	----
Azadi Printers	100/10	64.25	09/09/04	1.00	07/09/99	31/12/03	59.50	----
Maq Paper Ltd.	100/20	11.00	24/04/05	12.00	13/03/05	30/08/01	7.71	----
Hakkani Pulp & Paper	10/500	3.70	29/11/04	4.60	28/02/05	23/12/04	-0.27	----
SERVICE								
BD.Hotels.	10/50	0.00	----	Not	Listed	25/08/03	7.25	35.0
BD.Service Ltd.	10/50	11.00	10/12/03	Not	Listed	25/11/00	2.97	----
Samorita Hospital Ltd.	100/50	257.25	26/02/05	310.00	19/12/04	17/03/05	9.13	----
MISCELLANEOUS								
Khaza Mosaic Tiles	10/500	Not	Listed	5.10	17/03/05	----	0.76	----
AGO JAGO Corp. Ltd.	100/50	Not	Listed	54.00	15/03/05	26/06/04	2.74	5.00
BSC	100/5	130.00	24/04/05	49.00	11/05/00	28/01/99	-46.06	----
Phoenix Leather Ltd.	100/5	418.00	17/03/05	Not	Listed	24/12/03	-346.6	----
The Engineers	100/5	111.00	01/12/04	Not	Listed	22/12/04	320.91	25.0
Savar Refractories Ltd.	100/5	60.00	19/04/05	Not	Listed	25/01/04	6.65	5.00
Himadri Ltd.	10/6	7.20	21/09/04	Not	Listed	16/06/04	1.05	10.0
Excelsior Shoes Ltd.	100/50	6.00	24/04/05	Not	Listed	27/09/99	-11.37	----
INSURANCE								
United Insurance	100/10	622.75	24/04/05	Not	Listed	11/05/04	39.26	25.0
Reliance Insurance**	100/50	669.75	23/04/05	740.00	04/08/04	28/05/04	20.96	10.0
Purabi Gen. Insurance	100/50	140.00	20/04/05	Not	Listed	28/09/04	4.91	10.0
Sandhani Life Insurance**	100/50	550.00	21/04/05	523.00	23/04/05	28/09/04	46.12	----
Prime Insurance**	100/50	157.00	19/04/05	151.25	18/04/05	22/06/04	11.66	10.0
DEBENTURE								
Bex-Fisheries (Deb)	429/2	835.00	23/10/02	Not	Listed	01/01/04	N/A	14.0
BD Welding (Deb)	600/2	1418.25	15/04/03	2100.00	01/06/00	15/01/05	N/A	15.0
Bex-Knitting (Deb)	336/2	900.00	08/06/02	Not	Listed	01/01/04	N/A	14.0
Bex-Textile (Deb)	710/2	1300.00	08/06/02	Not	Listed	01/01/04	N/A	14.0
Bex-Denims (Deb)	710/2	1450.00	06/05/02	Not	Listed	01/01/04	N/A	14.0
Bex-Synthetics (Deb)	173/2	1700.00	21/11/00	Not	Listed	01/09/03	N/A	14.0
Aramit Cement (Deb)	1714/2	1865.00	07/02/02	1800.00	04/12/00	01/09/03	N/A	14.0
10 years 8.5% BGT Bond**	100000	100000	01/01/05	Not	Listed	----	N/A	8.50

*Note: Capital Gainer and Loser tables are prepared on the basis of the average price change of the traded issues. In the trade table price change is calculated between closing prices. CDPS= Cash Dividend Per Share in %, EPS=Earning per Share, CDPS & EPS are corrosponding to the Last AGM report that held on the date mentioned in the last AGM col..** CDBL Listed Companies.*