G7 to freeze tsunami nations debt

REUTERS, *London*

Finance ministers of the Group of Seven industrialised countries say they have agreed to freeze the debt repayments of nations hit by the Asian tsunami and will work with the Paris Club and other creditors on arranging how.

The G7 finance ministers agreed on Friday to urge the International Monetary Fund, the World Bank and the Asian Development Bank and other multilateral institutions to make the strongest possible efforts to assist ravaged nations struggling with a tragedy that has left more than 150,000 people dead.

The relief would be available to countries that wish it.

"We would not expect debt payments from affected countries that request it until the World Bank and IMF have completed a full needs assessment of their reconstruction and financing requirements, recognising that some countries may be unable to make debt payments," the G7 said in a statement.

"We will work, within the Paris Club, with other creditors to achieve a consensus for this approach," the statement said.

The Paris Club is set to meet on January 12.

This year Britain is president of the G7, which also includes the United States, Japan, Germany, France, Italy and Canada. If Russia is included it is known as the G8.

The G7 finance ministers also urged the World Bank and IMF to complete their needs assessment by month-end. The G7 finmins said they will then consider whatever other steps are necessary when they meet on February 4-5 in London.

Asian countries affected by the devastating December 26 waves have a total of roughly $272 billion (146 billion pounds) in external debt, with Indonesia alone owing some $48 billion to the Paris Club. That Indonesian debt would generate more than $3 billion in principal repayments alone this year.

While the debt relief plan reflects a generous spirit on the part of the G7, some analysts say debt relief for tsunami-hit Asian economies may offer them short-term gain but bring pain in the long run as the cost of servicing debt payments may rise in future.

A delay in payments, especially if commercial debt is included in the moratorium, could lead to downgrades by rating agencies and raise the cost of future borrowings.

PHOTO: AB BANK

MA Awal, president and managing director (acting) of Arab Bangladesh Bank Ltd (AB Bank), hands over a newly launched credit card to Sajedur Seraj, vice-chairman of the bank. AB Bank has recently launched Visa Electron and Visa Credit Card for its clients.

PHOTO: MERCANTILE BANK

Mosrhed Alam, chairman of Mercantile Bank Ltd, inaugurates the 24th branch of the bank at Jhilongja, Cox's Bazar recently. Shah Md Nurul Alam, managing director, Md Aman Ullah, chairman (Audit Committee), and directors of the bank are also seen in the picture.

PHOTO: QATAR AIRWAYS

Bangladeshi victims of tsunami return home from the Maldives on Friday as Qatar Airways made a special arrangement to bring them back home. Area Manager of Qatar Airways in Bangladesh Shamsad Ahsan is seen with the victims at the Zia International Airport.

US jobs data points to steady

AFP, *Washington*

The US economy generated 157,000 new jobs in December, the government said Friday in a report suggesting steady if less than spectacular growth, analysts said.

The unemployment rate held steady at 5.4 percent.

The payrolls figure was slightly below the average Wall Street forecast of 175,000 new jobs. But the Labor Department revised upward the number of jobs created in previous months by 34,000.

For all of 2004, 2.231 million jobs were added, the best since 1999. In 2003, the nation lost a net 61,000 jobs.

The jobs report is seen as one of the most important indicators of economic activity, and the December report is consistent with modest growth. The report is unlikely to deter the Federal Reserve from its path of steadily lifting interest rates, analysts said.

The report "was neither very good nor very bad," said Joel Naroff of Naroff Economic Advisors.

"It's disappointing we've not been seeing any pickup in job growth but it's not so weak that there's any real threat to the expansion. It shouldn't make equity investors overly happy or depress them, nor will it make the Fed feel the economy is falling apart."

Naroff said the report is consistent with overall economic growth of a somewhat lackluster pace of 3.0 to 3.5 percent.

PHOTO: ISLAMI BANK

Nazir Ahmed, chairman of Islami Bank Bangladesh Ltd, addresses the inaugural session of a two-day branch managers' conference of the bank on Thursday in Dhaka. Among others, directors and senior officials of the bank were present.

Oil prices mixed as market steadies

AFP, *New York*

Oil prices steadied on Friday as traders reassessed the market a day after a sharp rise on reports of a possible strike in Venezuela and signs that Opec producers may cut output again.

New York's main contract, light sweet crude for delivery in February, fell 13 cents to close at 45.43 dollars per barrel, after surging by 2.17 dollars on Thursday.

In London, the price of Brent North Sea crude oil for delivery in February, rose by 33 cents to 43.18 dollars, after jumping by 2.34 dollars a day earlier.

Mike Fitzpatrick at Fimat USA said traders are reluctant to push prices above 46 dollars and that the market appears to be in a range of 40 to 46 dollars "until something fundamental happens" to change the picture.

Traders said a number of factors appeared to have been behind the recent rally this week, including a reported labor dispute in Venezuela, signs Opec producers may cut output again later this month and a fall in US natural gas stocks.

"Numerous explanations have been put forward on the newswires to account for the move, including a larger than expected draw in US natural gas inventories, fresh concern over winter fuel shortages, fears of a strike by oil workers in Venezuela and concern that Opec is preparing to cut production again at the end of the month," Barclays Capital analysts commented.

Members of the Organization of Petroleum Exporting Countries (Opec) are due to meet at their Vienna headquarters on January 30 to review output.

CURRENCY

Following is Saturday's (January 8, 2005) forex trading statement by Standard Chartered Bank

Sell			Buy		
TT/OD	BC	Currency	TT Clean	OD Sight Doc	OD Transfer
62.5000	62.5500	USD	61.5550	61.3742	61.3007
82.6250	82.6911	EUR	79.4060	79.1727	79.0780
117.9250	118.0193	GBP	114.1722	113.8369	113.7006
48.3625	48.4012	AUD	45.6815	45.5274	45.4729
0.6038	0.6043	JPY	0.5818	0.5800	0.5793
53.2005	53.2431	CHF	51.4330	51.2819	51.2205
9.0067	9.0139	SEK	8.3586	8.3340	8.3240
51.1666	51.2075	CAD	49.5014	49.3560	49.2969
8.0320	8.0384	HKD	7.8914	7.8682	7.8588
38.1098	38.1402	SGD	37.1261	37.0170	36.9727
17.1571	17.1709	AED	16.6257	16.5769	16.5570
16.7988	16.8123	SAR	16.2840	16.2361	16.2167
11.4845	11.4937	DKK	10.3621	10.3317	10.3193
214.8431	215.0150	KWD	202.5435	201.9486	201.7069

Exchange rates of some currencies against US dollar

Indian rupee	Pak rupee	Lankan rupee	Thai baht	Nor kroner	NZ dollar	Malaysian ringgit
43.75	59.6	98.95	39.165	6.2968	0.7426	3.80

Local Interbank FX Trading

Dollar closed weaker against Bangladeshi taka

Local Money Market

Money market was active. Call money rate remained steady and ranged between 3.50 and 4.00 percent.

International Market

The dollar sprang higher across the board on Friday in a technically driven rally that gained momentum after remarks by US Treasury Secretary John Snow, traders said. The currency erased earlier losses sparked by lower than expected US jobs growth in December as traders turned to unwinding bets against the dollar. US economy generated 157,000 jobs in December, short of economists prediction of 175,000. That sent the euro to six-week lows. Against the Swiss franc, the dollar was up 0.9 percent. The dollar also recorded gain against the sterling.

This memorandum is issued by Standard Chartered Bank and is based on or derived from information generally available to the public from sources believed to be reliable. While all reasonable care has been taken in its preparation no responsibility or liability is accepted for errors of fact or any opinion expressed herein.

ReadyCash Raffle Draw Winners

The latest ReadyCash Raffle draw was held at ReadyCash Bangladesh office at Dhanmondi in Dhaka yesterday, says a press release.

Prizes	Name of Winners	Card No
Sentra Travels and Tours free Dhaka Cox's Bazaar Dhaka Biman Ticket	Sukanta Das	5047980000066012
System Information Technology free Computer learning Course	Mrs Saleha Arif	5047980000002648
Drik.net free 100 hours Browsing	Sukamal Barua	5047980000007059
You and Eye free Eye Test and Glass	Akram Hossain Khan	5047980000039147
Florence Food Free Gift Box	Hamid Talukder	5047980000047482
Florence Food Free Gift Box	A.F. Nuruddin Ahmed	5047980000048340
Florence Food Free Gift Box	Imtiaz Wadud	5047981000020467
Florence Food Free Gift Box	Md Abul Hossain	5047981000048573

Winners can collect their prizes from the Executive, Promotions of ReadyCash within 30 days of this news circulation. ReadyCash encourages its cardholder to read The Daily Star and the Daily Prothom Alo on every Sunday for a new listing of card winner or call our Customer Service at: 8125294-7, 8130497 and 8123850.

STOCK

Day's Market - January 08, 2005

Indicators	CSE
All Share Price Index	3563.1406
Change in Price Index	0.6055%
Total Turnover (Taka)	8,109,849.30
Total Turnover (Volume)	99,994
Number of Contract	273
Total Traded Issues	26
No. of Issue Gain (Avg. Price Basis)	23
No. of Issue Loss (Avg. Price Basis)	3
No. of Unchanged Issue (Avg. P. Basis)	-
Market Cap. (Taka)	212,816,340,742.20
Market Cap. (US$)	3,669,247,254.18
Total No. of Listed Securities	199
Total No. of Listed Companies	185
Total No. of Listed Mutual Fund	12
Total No. of Listed Debenture	2
Total No. of Share & Debenture	414,612,267
Total Issued Capital	45,837,339,090
Price Earning Ratio	18.40
Earning Per Share (%)	27.38

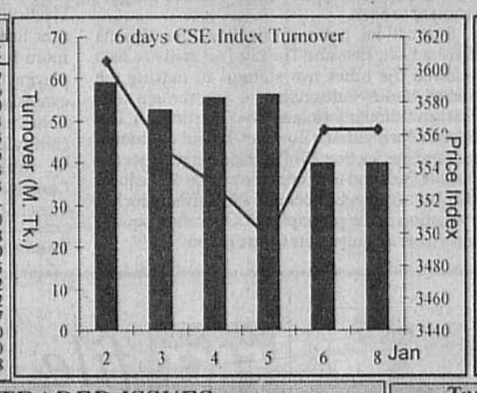

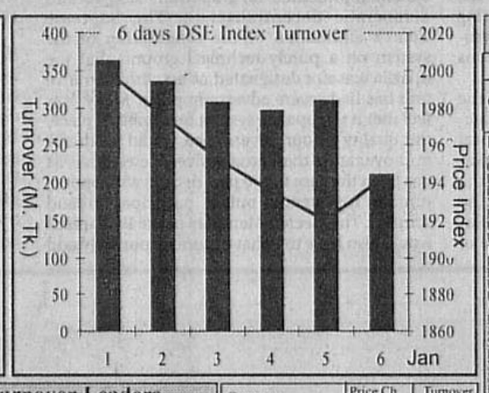

TODAY'S TRADED ISSUES

Chittagong Stock Exchange

Company	FV/ML (Tk/No)	Price Closing	Chg (%)	Pre Day	Turnover Share	Price Scale Avg	High	Low	DSE Last Closing	Financial Performance Last AGM	EPS (Tk.)	DPS (%)
BANK												
Rupali Bank Ltd.	100/10	630.25	0.68	626.00	200	634.46	640.00	630.00	624.75	----	28.6	----
Prime Bank Ltd.	100/50	930.00	5.59	880.75	200	915.00	930.00	900.00	881.25	16/05/04	36.1	20.0
Southeast Bank Ltd.	100/50	659.25	-0.04	659.50	2400	659.17	660.00	650.00	661.50	29/09/04	37.8	20.0
Standard Bank Ltd.	100/50	450.00	0.39	448.25	350	450.00	450.00	450.00	446.50	09/06/04	20.0	----
One Bank Ltd.	100/50	460.00	1.21	454.50	50	460.00	460.00	460.00	460.00	07/06/04	13.1	----
Mercantile Bank Ltd.	100/50	541.00	0.37	539.00	100	541.00	541.00	541.00	543.75	14/06/04	27.0	----
Export Import Bank	100/50	752.00	0.20	750.50	300	750.33	752.00	750.00	750.00	----	17.4	----
INVESTMENT												
8th ICB Mutual Fund	100/50	170.00	-15.00	200.00	19	170.00	170.00	170.00	196.00	12/08/03	10.8	13.5
ICB AMCL Islamic M F	100/50	199.75	-1.48	202.75	950	199.84	200.00	198.00	205.75	----	---	----
FOOD & ALLIED												
Fu-Wang Food Ltd.	10/500	15.00	3.45	14.50	2000	15.00	15.00	15.00	14.70	24/12/03	1.54	15.0
Beach Hatchery Ltd.	10/500	6.20	1.64	6.10	9000	6.20	6.20	6.20	6.00	23/12/03	0.30	----
TEXTILE												
Padma Textile Mills Ltd.	10/200	38.00	0.80	37.70	20600	38.02	38.40	37.70	37.80	30/06/04	1.52	10.0
Square Textile	10/50	130.00	3.09	126.10	4162	129.96	134.00	128.30	126.00	30/03/04	6.06	30.0
PHARMA & CHEM.												
Beximco Pharma	10/50	87.50	1.86	85.90	14548	86.92	88.00	86.00	85.80	24/06/04	4.01	10.0
ACI Limited	10/50	91.50	1.78	89.90	300	91.53	91.60	91.50	90.20	22/06/04	4.88	40.0
Square Pharma	100/20	3788.00	2.43	3698.00	15	3788.00	3788.00	3788.00	3702.75	21/09/04	218.	70.0
Keya Detergent Ltd.	10/500	14.00	0.00	14.00	2000	13.95	14.00	13.90	14.30	26/12/03	1.12	16.0
SERVICE												
Shinepukur Holdings	100/5	42.75	2.40	41.75	850	42.66	42.75	42.50	41.50	24/06/04	1.00	----
MISCELLANEOUS												
Daffodil Computers Ltd.	10/500	12.80	3.23	12.40	19000	12.78	12.80	12.70	----	----	---	----
Fu-wang Ceramic	100/50	98.00	1.03	97.00	950	97.97	98.00	97.75	99.50	27/12/03	9.61	10.0
Miracle Industries Ltd.	10/500	10.90	2.83	10.60	3000	10.90	10.90	10.90	10.60	30/12/03	0.72	10.0
Modern Cement Ltd.	10/500	3.90	2.63	3.80	11500	4.12	6.00	3.90	3.90	17/12/03	-0.0	----
ISN Ltd.	10/500	25.70	0.78	25.50	2000	25.70	25.70	25.70	25.50	27/06/04	1.27	11.0
Agni Systems Ltd.	10/500	31.00	1.31	30.60	500	31.00	31.00	31.00	30.60	----	---	----
Lafarge Surma Cement	100/50	491.75	1.44	484.75	4400	488.96	492.00	485.00	485.25	13/05/04	---	----
INSURANCE												
Prime Insurance Co. Ltd.	100/50	180.00	2.27	176.00	600	180.00	180.00	180.00	180.50	22/06/04	11.6	10.0

Turnover Leaders

Company	Vol. (share)	Value ('000Tk.)	% Of Total
Chittagong Stock Exchange			
Lafarge Surma Cement	4,400	2,151	26.53
Southeast Bank Ltd.	2,400	1,582	19.51
Beximco Pharma	14,548	1,265	15.59
Padma Textile Mills Ltd.	20,600	783	9.66
Square Textile	4,162	541	6.67
Daffodil Computers Ltd.	19,000	243	2.99
Export Import Bank	300	225	2.78
ICB AMCL Islamic M F	950	190	2.34
Prime Bank Ltd.	200	183	2.26
Standard Bank Ltd.	350	158	1.94

Capital Gainers

Company	Price Ch. (+/-%)	Turnover ('000 Tk.)
Chittagong Stock Exchange		
Prime Bank Ltd.	5.00	183.00
Square Textile	4.72	540.89
Fu-Wang Food Ltd.	3.59	30.00
Miracle Industries Ltd.	3.32	32.70
Modern Cement Ltd.	3.26	47.38

Capital Losers

Company	Price Ch. (+/-%)	Turnover ('000 Tk.)
Chittagong Stock Exchange		
8th ICB Mutual Fund	-15.00	3.23
Mercantile Bank Ltd.	-0.76	54.10
Keya Detergent Ltd.	-0.21	27.90

Book Closer/AGM/Dividend

Company	Closer From	to	Div./B/R	AGM/ EGM	Date	Venue, Time
Mithun Knitting	7-Dec	30-Dec	5.00%	AGM	30-Dec	Chaalanga 11am
Jute Spinners Ltd.	10-Dec	30-Dec	15.00%	AGM	30-Dec	CIRDAP, 17 Topkhana 10am
Olympic Industries Ltd.	20-Dec		10.00%	AGM	30-Dec	Fac. Pre. Narayangonj 9am
Ashraf Textile Ltd.	14-Dec	30-Dec	2.50%	AGM	30-Dec	Shooting Complex, Gulshan-1 11am
Perfume Chemical	21-Dec	30-Dec	3.00%	AGM	30-Dec	Royal Garden, Dampara, Ctg 11am
Hill Plantation Ltd.	24-Dec	30-Dec	10.00%	AGM	30-Dec	Hotel Purbani, Dhaka 10am
BD. Plantation Ltd.	24-Dec	30-Dec	10.00%	AGM	30-Dec	Hotel Purbani, Dhaka 10:45am
BOC (BD) Ltd.	15-Dec		50.00%	AGM	25-Jan	BDR Darbar Hall, 10:30am
Daffodil Computers Ltd	24-Dec	30-Dec	2%(F)	AGM	30-Dec	
Dacca Dying	16-Dec	30-Dec	5%	AGM	30-Dec	Sheraton Hotel
City Bank	Right Share Subscription dates from 21-Dec to 28-Dec, 2004					
Agrani Insurance company limited	IPO subscription date January 09 - 13, 2005.					
Beach Hatchery Ltd.	1-Jan	15-Jan	15.00%			
Hakkani Pulp & Paper	20-Jan	30-Jan	5.00%(1)			
Rahim Textile Ltd.	30-Dec	13-Jan	8.00%	AGM	13-Jan	
Samorita Hospital Ltd.	3-Mar	17-Mar	1B:10	AGM	17-Mar	LGED Bhaban, Dhaka 10am
Global Insurance company limited	IPO subscription date January 29 - February 02, 2005. , Prospectus Financial Express December 26, 2004 issue.					
BGIC	1R:2	100 taka premium, subject to approval of SEC and controller of Insurance.				
BGIC	9-Jan		1R:2	EGM	31-Jan	Ladies Club, Eskaton 11am
Prime Bank Ltd.	12-Jan			EGM	6-Feb	Hotel Purbani Intl., DilKhusha 10am
Premier Bank Ltd.	IPO subscription date February 20 - 26, 2005. , Prospectus New Today, December 27, 2004 issue.					
Zeal Bangla Sugar Mills	10-Mar	31-Mar		AGM	31-Mar	Fac. Pre. Jamalpur 12pm
Padma Oil Co. Ltd.	17-Feb	3-Mar	50.00%	AGM	3-Mar	Main Installation, Patenga, Ctg.
Dutch Bangla Bank Ltd.	24-Feb	0-Jan	22.50%	AGM	15-Mar	

DSE : Last 30 Days Price Index and Turnover

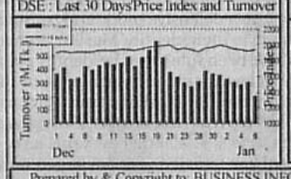

CSE: Last 30 Days Price Index and Turnover

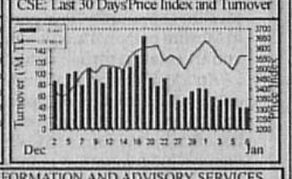

Prepared by & Copyright to: BUSINESS INFORMATION AND ADVISORY SERVICES LTD. (BIASL). All above information are collected from daily stock quotations and companies' published audited annual reports. High level of caution has been taken to collect and present the above information and data. The publisher will not take any responsibility if any body uses these information and data for his/her investment decision. For any query contact biasl@bangla.net Tel. 8113431.

Non Traded Issues

Company	FV/ML (Tk/No)	DSE Last Closing Price	DSE Last Trading Day	CSE Last Closing Price	CSE Last Trading Day	Financial Performance Last AGM	EPS (Tk.)	DPS (%)
BANK								
AB Bank Ltd.	100/5	363.00	06/01/05	365.50	05/01/05	10/11/04	3.46	----
City Bank Ltd.	100/5	928.50	06/01/05	0.00	21/12/04	28/04/03	5.56	----
IFIC Bank Ltd.	100/5	377.00	06/01/05	400.00	03/01/05	07/12/04	15.84	----
Islami Bank BD Ltd.	1000/1	4837.25	06/01/05	4826.00	06/01/05	17/09/04	162.94	----
National Bank Ltd.	100/20	464.75	06/01/05	469.75	06/01/05	19/09/04	17.07	----
Pubali Bank Ltd.	100/5	1324.00	06/01/05	0.00	04/01/05	14/09/04	199.11	----
UCBL	100/5	1287.50	06/01/05	1255.25	04/01/05	15/09/99	15.60	----
Uttara Bank Ltd.	100/5	2252.00	06/01/05	2251.00	03/01/05	14/06/04	192.40	50.0
The Oriental Bank Ltd.	1000/5	1588.50	05/01/05	Not	Listed	09/11/04	-757.8	----
IDLC Ltd.	100/20	1121.00	06/01/05	1300.00	30/12/04	26/05/04	77.56	30.0
Eastern Bank Ltd.	100/20	746.25	06/01/05	930.00	14/10/04	30/06/04	41.21	20.0
United Leasing Co. Ltd.	100/20	1844.25	06/01/05	Not	Listed	26/04/04	152.10	55.0
Uttara Finance and Invs.	100/50	1101.75	06/01/05	1090.00	04/01/05	05/05/04	83.52	25.0
Al Arafa Islami Bank	1000/5	3132.50	06/01/05	3200.00	05/01/05	19/05/04	216.47	----
Dhaka Bank Ltd.	100/50	851.75	06/01/05	850.00	06/01/05	27/05/04	40.52	15.0
N C C Bank Ltd.	100/50	538.75	06/01/05	533.25	06/01/05	28/07/03	12.11	10.0
Social Investment Bank	1000/5	3503.25	06/01/05	Not	Listed	02/06/04	331.07	----
Dutch Bangla Bank Ltd.	100/50	1631.25	06/01/05	1700.00	06/01/05	21/03/04	101.97	20.0
Midas Financing Ltd.	100/50	350.25	06/01/05	351.00	05/01/05	10/10/04	18.55	----
Mutual Trust Bank Ltd.	100/50	562.50	06/01/05	564.50	06/01/05	04/05/04	26.44	----
First Lease Intl. Ltd.	100/50	477.00	06/01/05	470.25	06/01/05	10/05/04	19.50	----
Bank Asia Ltd.	100/50	717.50	06/01/05	705.00	05/01/05	29/06/04	29.01	----
INVESTMENT								
ICB	100/5	190.00	02/01/05	130.00	09/08/04	31/10/04	33.32	10.0
1st ICB Mutual Fund	100/5	2775.00	06/01/05	2700.00	05/01/05	12/08/03	154.23	180
2nd ICB Mutual Fund	100/5	850.00	29/12/04	550.00	01/08/04	12/08/03	48.86	45.0
3rd ICB Mutual Fund	100/5	780.00	03/01/05	796.00	01/01/05	12/08/03	42.74	50.0
4th ICB Mutual Fund	100/10	587.50	27/12/04	590.00	01/01/05	12/08/03	30.96	40.0
5th ICB Mutual Fund	100/10	374.50	27/12/04	350.00	20/12/04	12/08/03	19.39	24.0
6th ICB Mutual Fund	100/10	202.25	06/01/05	210.00	03/01/05	12/08/03	14.84	17.5
7th ICB Mutual Fund	100/50	201.00	05/01/05	200.00	03/01/05	12/08/03	14.60	14.5
1st BSRS Mutual Fund	100/50	103.75	05/01/05	100.00	04/01/05	----	5.84	5.00
AIMS First	12/500	12.90	05/01/05	12.90	05/01/05	01/11/01	---	10.0
ICAMCL First Mutual Fund	100/50	250.50	06/01/05	236.00	06/01/05	17/08/04	14.97	12.0
ENGINEERING								
Aftab Automobiles Ltd.	100/5	563.75	06/01/05	543.75	06/01/05	13/12/03	87.78	18.0
Aziz Pipes Ltd.	100/5	60.00	06/01/05	60.25	20/12/04	29/06/04	3181.6	----
Olympic Industries Ltd.	100/50	212.00	06/01/05	202.00	06/01/05	24/12/03	6.73	10.0
Bangladesh Lamps Ltd.	100/5	782.50	06/01/05	870.00	29/12/04	26/06/03	2.77	20.0
Eastern Cables Ltd.	100/5	243.00	06/01/05	250.00	05/01/05	26/06/04	11.11	10.0
Momo Jutex Ltd.	100/5	900.00	04/01/05	Not	Listed	18/12/03	32.42	40.0
Monno Stafllers Ltd.	100/5	405.00	04/01/05	Not	Listed	26/06/03	22.02	20.0
Singer Bangladesh Ltd.	100/5	1573.25	06/01/05	1590.00	03/01/05	10/05/04	77.78	75.0
Atlas Bangladesh Ltd.	10/50	330.70	05/01/05	Not	Listed	22/12/04	19.08	120
BD. Autocars Ltd.	100/5	47.75	06/01/05	21.00	11/07/02	24/12/03	2.08	2.00
Quasem Drycells Ltd.	10/500	19.80	06/01/05	19.40	06/01/05	17/12/03	1.01	10.0
Renwick Jajneswar Ltd.	100/5	104.75	05/01/05	Not	Listed	17/12/03	-10.24	----
Metalex Corporation Ltd.	100/5	79.75	18/12/04	Not	Listed	24/04/96	-562.5	----
National Tubes Ltd.	100/10	2135.00	06/01/05	Not	Listed	23/12/04	167.85	30.0
BD. Thai Aluminium Ltd.	100/10	143.25	06/01/05	150.00	18/12/04	25/08/03	2.98	6.00
BEMCO Ltd.	100/10	14.00	30/11/04	Not	Listed	27/12/04	-10.99	----
Anwar Galvanizing Ltd.	100/50	115.00	04/01/05	120.00	15/12/04	30/03/04	5.91	6.00
Kay & Que (BD) Ltd.	100/50	180.00	06/01/05	173.00	22/12/04	28/06/04	4.13	10.0
Wonder Land Toys Ltd.	100/50	23.25	04/01/05	17.00	03/01/05	24/12/03	1.06	----
Bangas Foundry Ltd.	10/500	24.20	06/01/05	23.70	05/01/05	17/06/04	1.95	15.0
FOOD & ALLIED								
Fahad Industries Ltd.	10/500	Not	Listed	3.00	05/01/05	19/11/03	1.17	10.0
Alpha Tobacco Ltd.	10/50	21.50	06/01/05	45.00	07/03/04	01/06/04	-9.34	12.5
Amam Sea Food Ltd.	100/5	120.00	22/12/04	Not	Listed	24/12/03	-2.95	----
Apex Foods Ltd.	100/5	660.50	06/01/05	680.00	29/12/04	23/09/04	26.29	13.0
Tripti Industries Ltd.	100/50	48.50	07/03/04	47.50	07/03/04	24/12/03	-6.85	----
Bangas	100/5	315.00	05/01/05	334.75	22/11/04	31/12/03	13.48	12.5
BLTT	100/5	280.00	27/12/04	Not	Listed	14/12/03	14.93	25.0
BATBCL	10/50	137.40	06/01/05	138.70	03/01/05	30/06/04	14.52	100
E.L. Camellia	100/5	2270.50	22/06/04	Not	Listed	18/05/04	467.43	22.0
Gemini Sea Food Ltd.	100/5	666.00	05/01/05	Not	Listed	04/12/03	28.44	20.0
National Tea Co. Ltd.	100/5	1050.00	04/01/05	640.00	19/01/04	28/04/04	33.61	18.0
Yousuf Flour	10/50	23.80	01/04/04	Not	Listed	30/12/03	0.37	5.00
Zeal Bangla Sugar Mills	10/50	3.90	06/01/05	Not	Listed	29/06/04	-1.43	----
Tulip Dairy & Food Ltd.	100/10	17.00	04/01/05	Not	Listed	28/06/01	-15.84	----
Chittagong Vegetable	100/10	15.50	30/11/04	30.00	15/09/04	14/06/04	-15.24	----
Rabeya Flour Mills	10/50	8.10	18/09/03	Not	Listed	25/06/03	0.70	----
BD. Plantation Ltd.	100/5	701.00	20/11/04	Not	Listed	24/12/03	12.44	10.0
Hill Plantation Ltd.	100/5	810.00	29/06/04	Not	Listed	24/12/03	24.56	10.0
Beximco Fisheries Ltd.	100/20	10.50	06/01/05	29.50	05/01/05	26/06/04	-0.73	----
Bengal Biscuits Ltd.	100/20	24.00	05/01/05	24.25	01/01/05	30/06/03	-14.24	----
Meghna Shrimp	100/20	24.50	06/01/05	22.75	03/01/05	26/12/01	15.23	12.0
Raspit Inc (bd) Ltd.	10/500	1.40	06/01/05	1.40	06/01/05	24/12/02	0.12	3.00
AMCL (Pran)	100/10	555.50	06/01/05	600.25	30/12/04	24/12/03	55.48	24.0
Dhaka Fisheries Ltd.	100/50	25.00	05/01/05	22.00	03/01/05	17/12/03	1.34	----
Shampur Sugar Mills	10/100	3.60	05/01/05	Not	Listed	12/12/03	-14.07	----
Rahima Food Corp.	100/50	14.00	06/01/05	15.00	06/12/04	24/12/03	-9.87	----
Gulf Foods Ltd.	100/50	20.00	06/01/05	20.00	02/01/05	30/12/03	1.82	----
Mona Food Ind. Ltd.	100/50	12.50	06/01/05	13.00	01/01/05	29/12/03	-15.19	----
Gachihhata Aqua.	100/50	17.00	06/01/05	18.00	06/01/05	24/12/02	10.79	10.0
Bionic Seafood	10/500	4.80	06/01/05	Not	Listed	29/09/04	0.52	6.00
Meghna PE Industries	10/500	2.00	25/10/04	Not	Listed	----	---	----
Rangamati Food	10/500	1.70	06/01/05	1.80	20/12/04	29/12/03	-4.68	----
German Bangla Food	10/500	1.10	06/01/05	1.20	06/01/05	----	0.11	----
Meghna Condensed Milk	10/500	1.90	24/10/04	Not	Listed	----	---	----
Fine Foods Ltd.	10/500	3.50	06/01/05	3.50	06/01/05	24/12/02	1.18	20.0
Modern Industries Ltd.	100/5	16.00	09/12/04	Not	Listed	24/06/04	-98.26	----
**FUEL & POWER