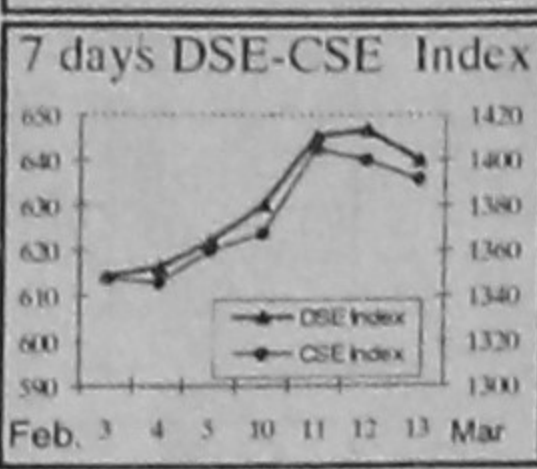
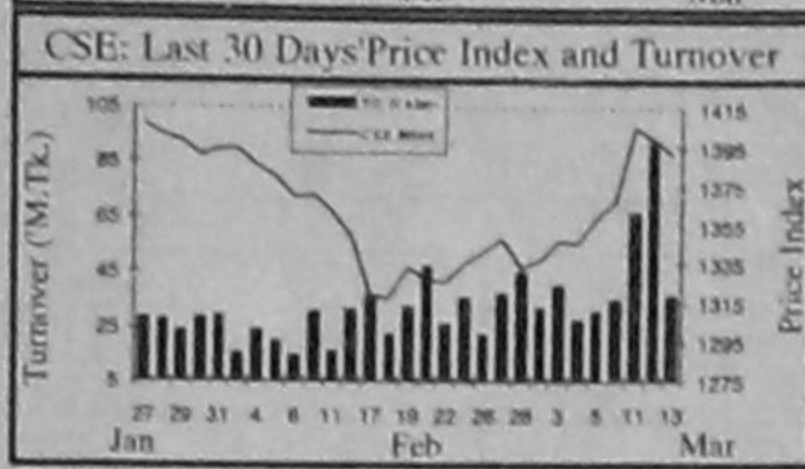
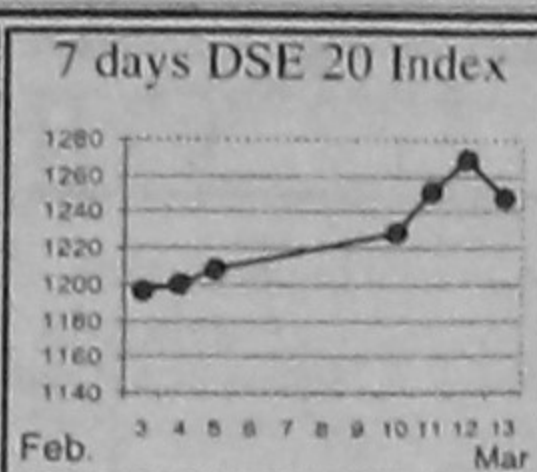
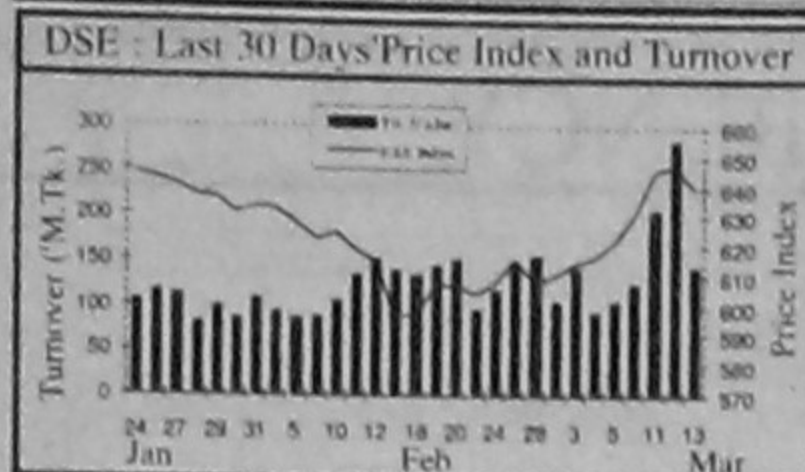


DHAKA WEDNESDAY MARCH 13, 2001



SECTOR	DSE (%)	CSE (%)
Bank	17.33	6.35
Investment	0.23	0.55
Engineering	10.35	19.24
Food & Allied	8.36	10.50
Fuel & Power	1.07	0.49
Jute	0.02	0.00
Textile	7.56	15.79
Pharma & Chemical	19.31	25.67
Paper & Printing	0.29	0.00
Service	1.72	1.10
Miscellaneous	32.89	20.31
Insurance	0.86	0.00
Debtenture	0.02	0.00

Company	Vol. (Share)	Value (Tk.)	% of Total
Dhaka Stock Exchange			
Quorum Pharma	390,575	24,602,168.4	16.84
Beximco Droyels Ltd	518,600	9,221,631	6.31
Niley Cement Ind. Ltd.	32,050	9,045,619	6.19
Southeast Bank Ltd.	33,700	7,753,531	5.31
Sinobangla Industries Ltd.	349,000	7,629,522	5.22
N C C Bank Ltd.	35,300	6,088,417	4.17
FU-WANG CERAMIC	29,100	4,952,339	3.39
Meghna Cement Ltd.	12,400	4,840,331	3.31
Fu-Wang Food Ltd.	344,500	3,876,265	2.65
National Bank Ltd.	15,580	3,589,246	2.46

Company	FV/M (Tk./No.)	Price	Chng (%)	Pre-Day	Turnover	Share
BANK						
AB Bank Ltd.	100/5	176.50	-0.56	177.50	6230	175.00
IFIC Bank Ltd.	100/5	198.25	-0.88	200.00	2495	198.00
Islami Bank Bangladesh Ltd	100/10	1218.10	-0.20	1220.00	166	1220.00
National Bank Ltd.	100/20	229.75	-0.65	231.00	15580	230.00
Rajshahi Bank Ltd.	100/10	83.50	-3.47	86.50	270	75.00
UCBL	100/5	106.50	-3.62	110.50	950	95.00
Utara Bank Ltd.	100/5	240.00	0.09	240.00	130	—
Al Baraka Bank Ltd.	100/10	106.50	0.47	106.00	60	—
United Leasing Co. Ltd.	100/20	800.50	-1.56	810.00	60	—
Utara Finance and Inv.	100/50	233.00	-2.51	239.00	12050	239.00
Al Arafat Islamic Bank	100/50	1095.00	-0.90	1105.00	50	1075.00
Prime Bank Ltd.	100/50	25.00	0.13	24.00	33700	24.00
Quorum Droyels Ltd.	100/20	17.60	-0.57	17.75	6300	17.75
Dhaka Bank Ltd.	100/50	241.50	-2.03	246.50	600	241.50
N C C Bank Ltd.	100/50	171.75	-0.15	172.00	35300	172.00
Investment Bank	100/50	972.00	-0.31	975.00	75	—

Company	FV/M (Tk./No.)	Price	Chng (%)	Pre-Day	Turnover	Share
INVESTMENT						
1st ICB Mutual Fund	100/5	1500.00	0.00	1500.00	10	10
2nd ICB Mutual Fund	100/5	380.50	1.33	375.50	30	375.00
3rd ICB Mutual Fund	100/5	397.00	-1.51	395.00	20	335.00
5th ICB Mutual Fund	100/10	225.00	0.00	225.00	20	196.50
6th ICB Mutual Fund	100/10	147.00	1.38	145.00	120	146.00
8th ICB Mutual Fund	100/50	144.00	0.13	141.00	200	130.00
1st BSS Mutual Fund	100/50	73.75	-0.67	74.50	200	71.00
AIMS Fund	100/50	2.00	-2.02	0.99	197500	0.98

Company	FV/M (Tk./No.)	Price	Chng (%)	Pre-Day	Turnover	Share
ENGINEERING						
Atish Automobiles Ltd.	100/5	210.00	-4.65	220.25	370	212.00
Atish Pipes Ltd.	100/5	260.00	-3.88	270.00	220	260.00
Glymex Industries Ltd.	100/5	128.75	-1.33	130.75	14130	127.75
Bangladesh Lamps Ltd.	100/5	523.25	-1.64	532.00	300	520.00
Eastern Cables Ltd.	100/5	129.50	-0.19	129.75	4400	130.00
1st Bangladesh Lamps Ltd.	100/5	180.00	-5.47	190.00	15	—
Singer Bangladesh Ltd.	100/5	242.00	0.16	240.00	335	242.00
Atlas Bangladesh Ltd.	100/5	133.00	-1.03	134.50	50	—
BD. Autocare Ltd.	100/5	25.00	4.17	24.00	50	20.00
Quorum Droyels Ltd.	100/50	17.60	-0.57	17.75	6300	17.75
Renwick Japewear Ltd.	100/5	20.00	12.28	18.20	205	—
National Tubes Ltd.	100/10	85.00	-1.79	86.50	10	—
BD. Tai Aluminium Ltd.	100/10	198.00	-5.71	210.00	230	208.00
ISCOMO Ltd.	100/10	30.00	0.00	30.00	100	30.00
Kay & Que (BD) Ltd.	100/50	103.50	-2.59	106.25	65	106.00
Wonder Land Toys Ltd.	100/50	27.00	-10.74	30.25	80	30.00
Rangpur Foundry Ltd.	100/50	21.70	0.00	21.70	90000	21.60

Company	FV/M (Tk./No.)	Price	Chng (%)	Pre-Day	Turnover	Share
FOOD & ALLIED						
Alpha Tobacco Ltd.	100/50	54.60	-4.55	57.20	400	62.00
Apex Foods Ltd.	100/5	377.00	-1.82	384.00	1040	360.00
Tripti Industries Ltd.	100/5	51.00	-5.12	53.75	4530	50.00
Bangladesh Cereals Ltd.	100/5	10.50	-0.44	10.75	200	10.00
BATFCL	100/5	104.10	-2.71	107.00	10300	101.00
Chittagong Vegetable	100/10	71.00	-2.07	72.50	110	72.00
Beximco Fisheries Ltd.	100/20	77.00	-1.28	78.00	1320	77.25
Beximco Droyels Ltd.	100/50	17.60	-0.57	17.75	6300	17.75
Meghna Shrimp	100/20	116.50	-0.85	117.50	10080	116.25
Raspi Inc (bd) Ltd.	100/50	12.60	0.00	12.60	13200	12.30
AMCL (Pan)	100/10	387.75	-1.59	394.00	1570	373.50
Dhaka Fisheries Ltd.	100/10	88.50	-1.67	90.00	150	81.50
Shampur Sugar Mills	100/10	2.90	0.00	2.90	900	2.90
Meghna Vegetable	100/10	50.25	-4.17	51.50	50	48.25
Rahima Food Corp.	100/50	40.00	-4.19	41.75	1700	42.50
Calli Foods Ltd.	100/50	81.00	-1.38	82.50	650	74.00
Mena Foods Ltd.	100/50	56.50	-0.88	57.00	4950	56.75
Gachhabata Aqua. Farms Ltd.	100/50	303.50	-0.74	307.50	4150	303.25
Bionic Seafood Exports Ltd.	100/50	11.20	-1.75	11.40	19000	—
Fu-Wang Food Ltd.	100/50	11.10	-1.77	11.30	344500	11.10

Company	FV/M (Tk./No.)	Price	Chng (%)	Pre-Day	Turnover	Share
FUEL & POWER						
BOC (BD) Ltd.	100/50	106.10	-1.94	108.20	1200	104.20
Bangladesh Welding	100/50	8.80	-1.12	8.90	16000	8.80
JUTE						
Jute Spinners Ltd.	100/50	470.00	-3.03	485.00	200	—
Northern Jute Ltd.	100/20	9.20	-4.17	9.60	1600	—
Saleh Carpet Ltd.	100/20	2.20	0.00	2.20	3800	—

Company	FV/M (Tk./No.)	Price	Chng (%)	Pre-Day	Turnover	Share
TEXTILE						
Ashtani Textile Ltd.	100/50	10.60	-3.64	11.00	101500	10.80
Quorum Silk Mills Ltd.	100/50	5.30	-3.44	5.50	400	—
Saham Textile Ltd.	100/50	76.00	-0.98	76.75	570	76.25
Modern Dyeing	100/5	10.60	-0.81	10.80	155	—
Eagle Star Textile Ltd.	100/50	5.50	-1.79	5.60	400	—
Deah Garments Ltd.	100/10	63.00	-0.99	63.50	100	63.00
Dulama Cotton Mills	100/10	31.50	0.80	31.25	100	33.75
Talio Spinning Mills Ltd.	100/10	74.00	-2.78	76.00	200	—
Tamjidhat Textile Ltd.	100/10	39.00	-3.11	40.25	1240	40.00
Palena Textile Mills Ltd.	100/20	222.75	-0.48	224.00	100	223.50
Beximco Knitting Ltd.	100/20	141.50	-0.35	142.00	480	144.00
Dynamic Textile	100/20	68.75	6.59	64.50	24500	68.00
Mithan Knitting	100/20	97.00	2.63	94.50	700	—
Mita Textile Ltd.	100/20	54.75	-2.23	56.00	360	53.00
BD Dyeing & Fin. Ltd.	100/20	133.50	-3.76	137.75	2500	133.50
Delta Mills Ltd.	100/20	48.25	-1.53	49.00	1840	48.00
Apex Weaving & Fin.	100/50	74.75	-1.64	76.00	9450	74.00
Dash (In. Eng.) Ltd.	100/50	30.00	-0.33	30.25	300	—
Beximco Textiles Ltd.	100/50	123.00	-0.57	123.50	6300	122.00
BD. Zipper Ltd.	100/50	68.50	-2.84	70.50	2250	72.75
Beximco Denims Ltd.	100/50	175.75	-1.54	178.50	400	171.25
Prime Textile Ltd.	100/50	77.75	-1.89	79.25	7200	78.00
M. Hossain Garments	100/50	40.00	-3.01	41.50	7400	40.50
Saib Knitwear Ltd.	100/50	54.25	-1.36	55.50	950	55.75
Chic Tex Ltd.	100/50	8.60	-1.15	8.70	263500	8.70
Monno Fabrics Ltd.	100/50	68.25	-0.37	68.80	600	67.00
Aliax Industries Ltd.	100/50	78.50	-0.63	79.25	1850	78.50
Arilma Yarn & Dyeing	100/50	108.00	-0.93	109.00	50	106.00
H.R. Textile Ltd.	100/50	72.25	-2.33	75.00	1250	76.00
Gem Knitwear	100/50	33.75	-3.57	35.00	150	32.00
Chic Knitwear Textile Ltd.	100/50	90.00	-0.22	90.75	80	94.25
Beximco Synthetics Ltd.	100/20	164.75	-0.75	166.00	240	170.00

Company	FV/M (Tk./No.)	Price	Chng (%)	Pre-Day	Turnover	Share
PHARMA & CHEM.						
Ambee Pharma	100/50	44.00	-1.57	44.70	2550	43.00
Beximco Pharma	100/50	62.60	-1.42	63.50	39875	62.60
ACL Limited	100/50	55.30	-0.25	55.75	1720	55.20
Petro Synthetic Ltd.	100/50	160.00	-1.67	162.00	60	—
Renata Ltd.	100/50	466.00	-2.92	480.00	20	—
Reckitt Benckiser (BD) Ltd.	100/50	78.20	0.26	78.00	60	80.00
Roche Chemical	100/50	101.50	-1.00	102.50	60	97.00
The Ibe Sina	100/10	200.25	0.13	200.00	20	230.00
BCIL	100/10	138.75	-1.77	141.25	300	141.00
National Infections Ltd.	100/10	210.00	-0.53	211.50	60	222.00
National Polymer Ltd.	100/10	158.25	0.80	157.00	340	174.00
Libra Infections Ltd.	100/20	280.00	-1.18	283.50	60	250.00
Orion Infections Ltd.	100/20	29.25	-2.50	30.00	3760	29.00
Square Pharma	100/20	1364.50	-0.56	1372.25	60	1379.75
Imam Baiton Ltd.	100/50	30.00	-0.81	30.25	500	30.00
Perfume Chemical	100/50	52.25	-1.88	53.25	500	55.00
J.H. Chemical Ind.	100/50	56.00	-1.75	57.00	300	58.00

Company	FV/M (Tk./No.)	Price	Chng (%)	Pre-Day	Turnover	Share
PAPER AND PACKAGING						
Padma Printers Ltd.	100/50	6.60	0.00	6.60	100	7.70
Sonali Paper Ltd.	100/50	5.60	-6.67	6.00	500	9.00
BD. Monsoon Paper	100/50	64.25	-1.91	65.50	1600	73.75
Paper Processing Ltd.	100/10	45.00	-2.17	46.00	600	—
72x72 CERAMIC	100/50	169.00	-0.23	170.00	80	174.00
Maq Enterprise Ltd.	100/20	28.00	-5.08	29.50	500	31.75

Company	FV/M (Tk./No.)	Price	Chng (%)	Pre-Day	Turnover	Share
SERVICE						
Shinapour Holdings	100/20	73.00	-1.68	74.25	28750	73.25
Bethers Housing Ltd.	100/20	116.50	-0.64	117.25	3400	116.50
Apex Tannery Ltd.	100/50	157.50	-2.02	160.75	18280	158.50
Armiti Ltd.	100/50	52.90	-0.38	53.10	19350	54.60
Beta Textile Ltd.	100/50	120.00	-1.23	121.50	600	121.00
GO Ball Pen Ind. Ltd.	100/50	76.70	-1.41	78.00	2400	75.00
Monno Ceramics Ltd.	100/50	340.00	-1.45	345.00	275	349.00
Utama Glass	100/50</					