Stock & Metropolitan

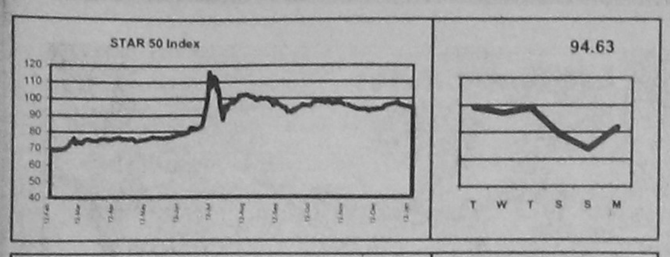

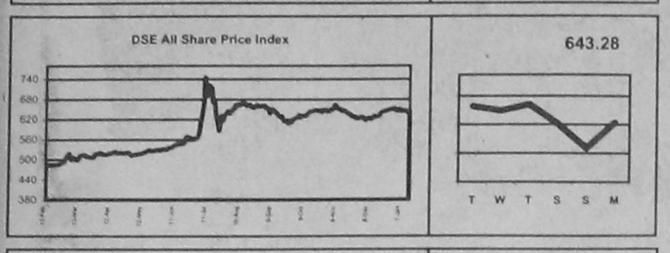

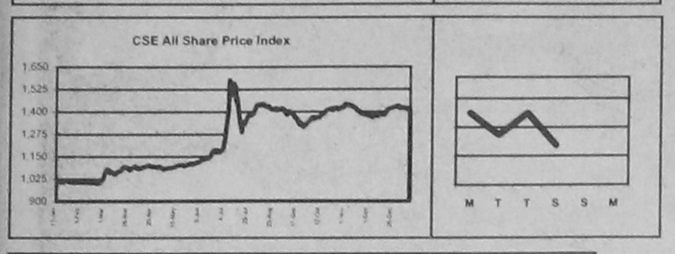

DAY'S MARKET
January 15, 2001

	DSE	CSE
All Share Price Index	643.28	
DSE-20 Index	1,285.32	
CSE Selective Index	-	
Change in Index (pts)	3.59	
Change in Index (%)	0.56%	
Market Capitalisation (cr Tk)	6,131.98	
Market Capitalisation (mil US$)	1,125.13	
Turnover Volume ('000)	1,083	
Turnover Value (cr Tk)	9.32	
Price Earning Ratio (x)	9.29	
Dividend Yield (%)	5.85	

TURNOVER LEADERS

DSE	Vol '000	Value Tkm	CSE	Vol '000	Value Tkm
1 AB Bank	72	11.00	1	-	-
2 South East Bank	54	9.77	2	-	-
3 Beximco Pharma	136	8.79	3	-	-
4 Dhaka Bank	29	6.75	4	-	-
5 NCC Bank	36	5.30	5	-	-

CAPITAL GAINERS

DSE	Vol '000	Change %	CSE	Vol '000	Change %
1 BD Autocars	0.10	9.76	1	-	-
2 Libra Pharma	0.02	9.73	2	-	-
3 Padma Printer	0.30	9.09	3	-	-
4 ICB	0.02	8.82	4	-	-
5 Dulamia Cotton	0.10	7.55	5	-	-

CAPITAL LOSERS

DSE	Vol '000	Change %	CSE	Vol '000	Change %
1 Amam Sea Food	0.01	(7.14)	1	-	-
2 Wonderland Toys	0.05	(6.77)	2	-	-
3 Kohinoor	0.05	(6.22)	3	-	-
4 Eastland Ins	3.40	(3.77)	4	-	-
5 1st BSRS M Fund	12.00	(3.27)	5	-	-

LEAGUE TABLE

Company Name	FV/ML Tk/nos	DSE Vol nos	DSE Day's Closing Tk	DSE Prev. Closing Tk	CSE Vol nos	CSE Day's Closing Tk	CSE Prev. Closing Tk	Financial Performance Year End YM	EPS Tk	DPS Tk
Banks										
AB Bank	100/5	72,240	152.25	145.00	-	-	147.00	9912	21.63	12.50
Al Arafa	1000/5	60	1,152.50	1,157.25	-	-	1,057.50	9912	181.04	120.00
Al Baraka	1000/1	3	1,266.50	1,250.75	-	-	-	9812	293.91	-
City Bank	100/5	-	-	142.00	-	-	115.00	0006	90.16	-
Dhaka Bank	100/50	29,300	230.50	230.00	-	-	232.50	9912	34.30	25.00
EBL	100/20	-	-	205.00	-	-	-	9812	38.48	10.00
IDLC	100/20	40	486.50	491.00	-	-	452.00	9912	37.31	27.50
IFIC	100/5	3,145	160.75	156.25	-	-	168.00	9612	23.34	-
Islami Bank	1000/1	160	2,236.75	2,299.25	-	-	2,320.50	9912	181.10	210.00
NBL	100/20	13,420	213.25	213.00	-	-	215.75	9912	18.56	20.00
NCCBL	100/50	36,100	148.75	146.25	-	-	148.50	9906	18.30	-
Prime Bank	100/50	5,500	403.25	398.00	-	-	390.00	9912	51.48	30.00
Pubali Bank	100/5	20	149.75	150.00	-	-	115.00	9912	124.83	-
Rupali Bank	100/10	1,830	82.00	80.75	-	-	75.00	9812	(5.96)	-
Social Inv	1000/5	75	1,076.25	1,070.25	-	-	-	9912	184.96	-
Southeast	100/50	53,550	182.50	180.75	-	-	183.75	9912	28.49	15.00
UCBL	100/5	10	103.00	98.50	-	-	93.50	9712	33.71	-
ULC	100/20	-	-	680.00	-	-	-	9912	117.01	27.00
Uttara Bank	100/5	515	204.00	199.50	-	-	-	9912	12.73	-
Uttara Finance	100/50	1,800	239.75	239.50	-	-	243.00	9912	23.46	15.00
Investment										
1st BSRS MF	100/50	12,000	74.00	76.50	-	-	71.00	0006	5.20	6.00
1st ICB MF	100/5	30	1,500.00	1,500.00	-	-	1,050.00	0006	233.29	125.00
2nd ICB MF	100/5	20	385.00	375.00	-	-	378.00	0006	89.32	35.00
3rd ICB MF	100/5	55	396.50	390.25	-	-	335.00	0006	45.01	40.00
4th ICB MF	100/10	130	375.00	370.00	-	-	320.00	0006	37.32	36.00
5th ICB MF	100/10	80	213.00	220.00	-	-	196.75	0006	16.81	21.00
6th ICB MF	100/10	770	142.00	141.00	-	-	140.00	0006	11.85	16.00
7th ICB MF	100/50	-	-	140.00	-	-	120.00	0006	10.86	13.50
8th ICB MF	100/50	3,000	132.50	130.00	-	-	125.00	0006	10.14	12.50
AIMS 1st MF	1/2500	85,000	1.00	1.00	-	-	1.01	-	-	-
ICB	100/5	15	129.50	119.00	-	-	637.50	0006	12.73	5.00
Engineering										
Aftab Auto	100/5	335	211.25	210.25	-	-	218.00	0008	16.30	15.00
Anwar Galva	100/50	300	157.75	155.00	-	-	155.00	9906	14.36	10.00
Atlas Bd.	10/50	200	133.00	133.00	-	-	-	0006	8.76	10.00
Aziz Pipe	100/5	195	300.00	297.75	-	-	308.00	9912	(31.79)	-
BD Autocars	100/5	100	33.75	30.75	-	-	33.00	9706	11.69	-
BD Lamps	100/5	250	569.75	559.50	-	-	540.00	9912	9.11	15.00
BD Thai	100/10	120	200.75	203.50	-	-	225.00	9912	20.44	20.00
BEMCO	100/10	-	-	30.75	-	-	-	9712	(30.96)	-
Bengal Steel	10/50	-	-	1,113.70	-	-	-	9912	(1.56)	-
Eastern Cable	100/5	1,380	124.25	123.50	-	-	125.00	9906	8.15	10.00
Karim Pipe	100/5	-	-	29.00	-	-	-	9912	(129.45)	-
Kay & Que	100/50	1,300	105.25	103.00	-	-	108.00	9912	1.61	-
Metalex Corp.	100/5	-	-	100.00	-	-	-	9506	(562.54)	-
Monno Jute	100/5	-	-	270.50	-	-	-	9912	(20.66)	10.00
Monno Jutex	100/5	20	625.25	629.50	-	-	-	0006	52.04	50.00
National Tube	100/10	-	-	571.00	-	-	-	9906	147.00	35.00
Olympic Ind.	100/5	1,980	124.75	124.00	-	-	127.50	0003	(2.52)	-
Quasem Dry	10/50	30,000	16.90	16.70	-	-	16.90	0006	1.13	1.00
Rangpur Foun	10/500	8,500	20.50	20.40	-	-	20.50	9912	1.39	1.50
Renwick Jaj	100/5	-	-	30.50	-	-	-	0006	(24.90)	-
Singer Bd.	100/5	100	1,285.50	1,281.00	-	-	1,299.00	9912	64.69	50.00
Wonderland	100/50	50	31.00	33.25	-	-	37.00	0006	(5.55)	-
Food & Allied										
AB Biscuit	100/5	-	-	183.50	-	-	-	9506	(26.78)	-
AMCL (Pran)	100/10	950	410.75	409.50	-	-	415.00	0006	42.20	20.00
Alpha Toba	10/50	300	64.20	63.50	-	-	43.10	9909	5.00	4.25
Amam Sea	100/5	10	260.00	280.00	-	-	-	0006	(42.27)	-
Apex Food	100/5	1,720	372.25	373.00	-	-	390.00	0006	16.05	10.00
BATBC	10/50	5,100	105.80	105.70	-	-	103.00	9912	5.92	4.00
BD Plantation	100/5	-	-	418.00	-	-	-	0006	(159.58)	-
BLTC	100/5	5	514.00	519.00	-	-	-	9912	31.99	27.50
Bangas	100/5	5	170.00	167.00	-	-	-	0006	12.44	15.00
Bengal Biscuit	100/20	1,140	61.25	61.25	-	-	61.75	9906	(2.74)	5.00
Beximco Fish	100/20	100	82.25	81.75	-	-	83.00	9912	8.00	5.00
Bionic Sea	10/500	24,500	11.70	11.70	-	-	-	9912	1.73	1.00
Ctg. Vege	100/10	10	73.00	74.00	-	-	71.50	0006	10.40	8.00
Dhaka Fish	100/50	350	94.50	93.25	-	-	95.00	0006	4.28	-
Dhaka Vege	100/5	-	-	23.00	-	-	-	9506	(5.33)	-
EL Camelia	100/5	-	-	1,600.00	-	-	-	9912	30.58	-
Fu-Wang Food	10/500	14,000	12.50	12.40	-	-	12.40	0006	0.39	-
Gachihata	100/50	1,500	35.75	35.50	-	-	35.50	0006	(5.86)	-
Gemini Food	100/5	-	-	162.00	-	-	-	0009	40.14	20.00
Gulf Foods	100/50	700	81.75	81.50	-	-	80.75	0006	2.80	-
Hill Plantation	100/5	-	-	700.00	-	-	-	9906	(70.29)	-
Meghna Shrim	100/20	8,920	116.25	115.00	-	-	115.00	9912	13.97	15.00
Meghna Veg	100/50	300	57.00	57.75	-	-	59.00	0006	(24.31)	-
Modern Ind.	100/5	-	-	45.00	-	-	-	9912	(103.74)	-
Mona Food	100/50	1,750	60.75	60.25	-	-	60.50	9906	0.87	-
NTC	100/5	-	-	661.75	-	-	610.00	9912	(43.32)	17.50
Rabeya Flour	10/50	-	-	8.10	-	-	-	9812	1.28	-
Rahima Food	100/50	300	42.00	41.75	-	-	43.50	0006	(14.55)	-
Raspit Food	10/500	10,500	12.70	12.70	-	-	12.90	9712	1.06	1.10
Rupon Oil	10/100	-	-	16.00	-	-	14.00	9706	0.11	-
Shyampur Sug	10/100	1,000	3.00	2.80	-	-	-	9906	(15.12)	-
Tripti Ind	100/5	260	53.75	53.50	-	-	52.25	9908	(25.82)	-
Tulip Dairy	100/10	380	94.25	94.75	-	-	-	9906	(15.98)	-
Yousuf Flour	10/50	-	-	17.20	-	-	-	0006	(0.03)	-
Zeal Bangla	10/50	-	-	4.90	-	-	-	9906	(9.74)	-
Fuel & Power										
BD Welding	10/500	44,500	8.40	8.60	-	-	8.90	9812	0.31	-
BOC	10/50	1,050	113.20	114.30	-	-	115.00	9909	9.60	4.00
Eastern Lub.	10/50	-	-	165.00	-	-	-	9906	5.04	2.50
National Oxy	100/10	-	-	25.00	-	-	73.00	9606	(110.86)	-
Padma Oil	10/50	100	160.00	159.80	-	-	155.00	9906	19.57	5.00
Jute										
Ahad Jute	100/10	-	-	100.00	-	-	-	9906	2.71	-
Islam Jute	100/5	-	-	104.00	-	-	-	9906	(329.62)	-
Jute Spinners	100/5	-	-	155.00	-	-	-	9906	6.11	-
Mutual Jute	100/5	-	-	143.00	-	-	-	9906	(35.18)	-
Northern Jute	10/200	-	-	9.90	-	-	-	0006	(5.53)	-
Saleh Carpet	10/200	600	2.20	2.20	-	-	-	9712	(12.81)	-
Sonali Ansh	100/5	5	190.00	189.00	-	-	-	9906	93.23	-
Textile										
Al-Haj Textile	10/50	-	-	10.00	-	-	-	9906	(0.13)	-
Alltex Ind	100/50	1,450	72.75	72.50	-	-	73.00	0006	14.16	10.00
Anlima Yarn	100/50	250	106.25	106.00	-	-	123.00	0006	18.32	12.00
Apex Spinning	100/20	20	125.50	126.00	-	-	139.00	0003	28.82	12.00
Apex Weaving	100/50	1,300	68.50	67.75	-	-	68.00	0006	8.82	5.00
Arbee Textile	100/10	-	-	81.00	-	-	-	9912	(4.23)	-
Ashraf Textile	10/50	5,900	9.80	9.80	-	-	10.00	0006	(1.63)	0.25
BD Dyeing	100/20	1,500	133.00	128.50	-	-	130.00	9912	43.33	10.00
BD Zipper	100/50	10,050	75.75	74.00	-	-	70.25	0006	5.10	5.00
Bx Denim	100/50	350	173.75	172.50	-	-	180.00	9912	46.33	10.00
Bx Knitting	100/20	40	144.50	144.50	-	-	145.00	9912	30.48	10.00
Bx Textile	100/50	2,450	124.00	123.25	-	-	131.00	9912	28.51	10.00
CMC-Kamal	100/50	700	95.75	95.75	-	-	88.50	9912	8.08	7.50
Chic Tex	10/500	16,000	8.00	8.00	-	-	8.10	0006	0.50	0.50
Dandy Dyeing	100/50	150	51.75	52.00	-	-	-	9912	16.73	-
Delta Millers	100/20	260	43.25	43.00	-	-	43.50	0006	1.28	-
Desh Garm.	100/10	-	-	74.00	-	-	-	0006	4.18	5.00
Dulamia Cott	100/10	100	28.50	26.50	-	-	33.75	9906	(55.21)	-
Dynamic Tex	100/20	4,980	61.00	58.50	-	-	60.00	9809	6.32	-
Eagle Star Tex	10/50	100	5.90	5.70	-	-	5.80	0006	(1.99)	-
GEM Knit	100/50	-	-	36.00	-	-	47.00	9612	-	-
GMG Ind.	10/50	-	-	25.80	-	-	85.00	0006	(15.93)	-
HR Textile	100/50	50	72.00	72.00	-	-	72.50	9909	4.01	10.00
M. Hossain	100/50	2,550	45.75	45.75	-	-	46.00	9906	(9.13)	-

LEAGUE TABLE

Company Name	FV/ML Tk/nos	DSE Vol nos	DSE Day's Closing Tk	DSE Prev. Closing Tk	CSE Vol nos	CSE Day's Closing Tk	CSE Prev. Closing Tk	Financial Performance Year End YM	EPS Tk	DPS Tk
Mita Textile	100/20	420	55.50	55.50	-	-	54.00	0006	4.54	5.00
Mithun Knit	100/20	-	-	95.25	-	-	-	0006	16.92	12.00
Modern Dye	100/5	-	-	71.00	-	-	-	9906	2.53	5.00
Monno Fab	100/50	10,800	65.25	65.00	-	-	64.25	9912	(16.50)	-
Padma Textile	100/20	2,420	224.50	220.75	-	-	224.75	9912	54.29	15.00
Prime Textile	100/50	250	76.00	76.25	-	-	75.25	9906	(22.09)	-
Quasem Silk	10/100	2,400	5.90	5.90	-	-	-	9909	0.12	-
Quasem Tex	10/50	-	-	5.80	-	-	-	9996	(5.51)	-
Rahim Textile	100/5	-	-	45.50	-	-	-	9906	(21.86)	-
STM	100/5	-	-	108.50	-	-	-	9912	(7.02)	-
Safko Spinn	100/50	500	95.75	96.00	-	-	90.00	9912	7.39	8.00
Saiham Tex	100/10	190	75.50	76.50	-	-	79.00	0006	14.56	7.50
Sajib Knit	100/50	600	55.00	55.00	-	-	55.50	0006	5.45	-
Sonargaon	100/50	50	78.00	73.50	-	-	82.00	9912	11.95	5.00
Sreepur Tex	100/50	-	-	41.25	-	-	40.50	9912	(6.51)	-
Stylecraft	100/5	-	-	560.00	-	-	-	9903	232.66	22.50
Tallu Spinning	100/10	-	-	74.50	-	-	-	0006	9.23	5.00
Tamijuddin	100/10	1,520	46.75	46.50	-	-	48.75	9906	(0.36)	-
Pharma & Chemical										
ACI	10/50	13,300	56.00	55.50	-	-	55.20	9912	3.60	3.00
Ambee Pharm	10/50	2,000	48.00	47.00	-	-	46.50	9912	7.44	2.50
BCIL	100/10	16,470	145.50	142.25	-	-	140.00	0006	16.62	10.00
Bangla Pro	100/5	-	-	101.00	-	-	-	0006	5.91	-
Beximco Infu	100/10	730	282.50	278.50	-	-	278.00	9912	47.77	15.00
Bx Pharma	10/50	136,350	64.50	63.60	-	-	63.90	9912	8.74	2.00
Bx Synth	100/20	5,400	169.25	167.00	-	-	167.00	9912	26.71	12.50
Glaxo Well	10/50	-	-	92.80	-	-	-	9912	5.02	3.25
Ibn Sina	100/10	20	226.00	226.00	-	-	230.00	9906	17.78	15.00
Imam Button	100/50	8,750	108.50	107.50	-	-	107.00	0006	16.60	11.00
JH Chemical	100/50	50	58.25	58.25	-	-	58.50	9812	1.95	-
Kohinoor	100/5	50	105.50	112.50	-	-	97.00	9406	(7.77)	-
Libra Pharma	100/20	20	203.00	185.00	-	-	250.50	0006	18.42	5.00
National Poly	100/10	140	167.25	165.25	-	-	179.00	0006	13.79	-
Orion Infusion	100/20	820	30.25	30.25	-	-	30.25	0006	(46.74)	-
Perfume Chem	100/50	67,050	60.00	59.25	-	-	58.75	0006	3.35	6.00
Petro Synth	10/50	-	-	8.70	-	-	-	9912	(14.91)	-
Pharma Aids	100/5	-	-	96.50	-	-	-	9806	(2.83)	-
Pharmaco	100/5	200	37.00	36.50	-	-	-	9906	(20.96)	-
Rahman Che	100/10	240	23.00	21.50	-	-	-	9812	(1.98)	-
Reckitt Bencki	10/50	100	77.00	76.80	-	-	80.90	9912	6.16	3.50
Renata	100/5	-	-	466.75	-	-	-	9912	50.94	25.00
Square Pharm	100/20	920	1,391.00	1,387.50	-	-	1,387.00	0003	167.26	65.00
TBL	100/5	-	-	37.00	-	-	32.00	9912	(323.88)	-
Wata Chemi	100/20	-	-	173.00	-	-	214.00	9912	14.09	12.50
Paper & Printing										
Azadi Printers	100/10	-	64.25	-	-	-	77.75	0006	6.40	-
Eagle Box	10/50	-	-	16.20	-	-	-	0006	(46.63)	-
MAQ Ent.	100/50	700	23.75	24.50	-	-	26.00	9612	12.24	-
MAQ Paper	100/20	20	48.00	48.25	-	-	72.00	9712	18.47	10.00
Monospool	100/5	640	72.25	72.50	-	-	89.00	0006	0.01	10.00
Padma Print	10/50	300	6.00	5.50	-	-	7.70	9912	(0.70)	-
Paper Pro	100/10	950	52.00	52.25	-	-	-	9812	3.42	5.00
Sonali Paper	10/50	-	-	8.80	-	-	9.00	9906	(5.53)	-
Services & Real Estate										
BD Hotel	10/50	-	-	-	-	-	-	9812	6.63	3.50
BD Services	10/50	-	-	-	-	-	-	9812	7.29	-
Eastern House	100/20	6,920	121.50	119.00	-	-	121.25	0006	11.14	10.00
Samorita Hosp	100/50	100	148.00	145.50	-	-	145.25	0006	4.12	8.00
Shine Pukur	100/50	9,550	73.50	73.50	-	-	73.00	9912	1.60	-
Miscellaneous										
Apex Foot	100/20	120	218.50	225.50	-	-	230.50	9912	12.02	10.00
Apex Tannery	100/10	2,110	140.75	140.50	-	-	142.00	0006	(9.48)	12.00
Aramit	10/50	6,600	54.60	54.60	-	-	54.60	9912	4.29	2.60
Aramit Cement	100/50	2,650	314.00	309.00	-	-	311.00	9912	10.71	7.00
BD Luggage	100/50	150	44.50	45.00	-	-	45.00	9606	-	-
BEXIMCO	10/100	18,900	51.30	50.90	-	-	50.30	9912	2.47	1.50
BSC	100/5	-	-	102.00	-	-	49.00	9806	(48.54)	-
Bata Shoe	10/100	2,000	118.80	116.10	-	-	-	9912	10.52	12.00
Bengal Fine	100/50	-	-	101.25	-	-	100.75	0006	5.68	6.00
Confidence	100/20	1,700	508.50	507.00	-	-	509.50	0006	77.59	30.00
Ctg Cement	100/5	3,325	1,407.00	1,390.75	-	-	1,399.50	9906	73.70	50.00
Excelsior	100/50	2,100	27.00	26.50	-	-	28.00	9809	(11.37)	-
Fu-Wang Cera	100/50	5,150	221.75	219.75	-	-	242.00	0006	37.73	5.00
GQ Ball Pen	10/50	350	79.40	78.90	-	-	81.00	9912	9.63	4.00
Highspeed	100/5	-	-	61.00	-	-	-	9906	(13.13)	-
Himadri	10/100	-	-	6.60	-	-	-	9812	0.71	-
Legacy Foot	10/500	38,500	7.70	7.60	-	-	7.80	9912	(1.42)	-
Lexco	100/10	1,970	112.50	112.50	-	-	116.00	9912	(39.43)	-
Mark Bd.	100/50	100	22.00	22.00	-	-	22.25	0006	(23.15)	-
Meghna Cem	100/50	6,900	413.50	409.25	-	-	411.75	9912	31.52	11.00
Miracle Ind	10/500	61,000	12.60	12.80	-	-	13.00	0006	1.67	1.00
Morino Cera	100/5	65	339.25	340.00	-	-	353.00	0006	18.98	20.00
Niloy Cement	100/50	10,900	334.25	334.50	-	-	338.25	0006	34.08	15.00
Paragon Leath	100/50	3,250	34.00	34.75	-	-	35.50	9906	2.05	-
Phoenix Leath	100/5	-	-	286.00	-	-	-	9706	(439.05)	-
Rose Heaven	10/500	19,500	15.70	15.80	-	-	16.00	0006	2.05	0.50
Samata Leathe	100/50	3,850	79.75	78.75	-	-	75.00	9906	3.80	7.00
Savar Refract.	100/5	50	49.50	50.00	-	-	-	9906	0.41	-
Sinobangla Ind	10/500	40,000	18.30	18.20	-	-	18.30	9910	1.16	0.50
Standard Cera	100/50	-	-	115.00	-	-	150.00	9806	(23.28)	7.50
Texpick Ind.	100/10	-	-	42.00	-	-	-	9906	(12.28)	-
The Engineers	100/5	-	-	101.00	-	-	-	9908	#####	12.00
Usmania Glas	100/5	-	-	360.00	-	-	356.25	0006	76.31	15.00
Insurance										
BGIC	100/10	190	237.25	241.25	-	-	251.75	9912	15.40	15.00
Central Ins	100/10	360	170.00	169.00	-	-	166.50	9912	20.05	15.00
Delta Life Ins	100/5	915	535.25	529.50	-	-	350.00	9912	-	36.00
Eastern Ins	100/20	860	173.25	175.75	-	-	204.00	9912	17.14	15.00
Eastland Ins	100/20	3,400	178.75	185.75	-	-	133.00	9912	24.45	15.00
Federal Ins	100/50	650	136.00	139.50	-	-	125.25	9912	5.84	10.00
Green Delta	100/10	-	-	481.00	-	-	415.00	9912	53.30	35.00
Janata Ins	100/20	-	-	153.25	-	-	158.00	9812	29.49	25.00
Karnaphuli	100/20	1,220	169.00	170.75	-	-	-	9912	16.21	15.00
National Life	100/50	-	-	295.50	-	-	260.00	9912	-	25.00
People Ins	100/10	-	-	524.00	-	-	301.00	9912	32.06	22.00
Phoenix Ins	100/20	460	249.75	253.50	-	-	215.00	9912	34.72	22.00
Pragati Ins	100/10	190	437.50	430.50	-	-	411.00	9912	47.64	30.00
Purabi Ins	100/50	300	132.50	134.50	-	-	-	9812	5.07	5.00
Reliance Ins	100/50	-	-	380.00	-	-	360.00	9912	53.16	30.00
Rupali Ins	100/20	280	195.25	195.50	-	-	185.00	9912	30.23	15.00
Sandhani Life	100/50	-	-	147.75	-	-	139.00	9812	-	10.00
United Ins	100/10	20	258.75	258.75	-	-	-	9912	35.82	22.00

FV/ML = Face Value/Market Lot, Vol = Volume, EPS = Earning Per Share, DPS = Dividend Per Sh

DEBENTURE

Name	Year of Float	Date of Maturity	Interest Due	FV/ML Tk/Nos	Closing Price DSE Tk	Closing Price CSE Tk
Aramit Cement	1998	September, 2008	Mar, Sep	2000/2		
BD Luggage	1996	September 5, 2003	Mar, Sep	1400/2	1,179.75	
BD Welding	1999	July 15, 2006	Jul, Jan	2500/2		
BD Zipper	1995	August 1, 2002	Feb, Aug	600/2		
Beximco Denims	1995	July 10, 2005	Jan, Jul	1605/2		
Beximco Fisheries	1994	May 1, 2004	Jan, Jul	1499.97/1	1,156.00	
Beximco Infusion	1992	October 31, 2000	Oct, Apr	200/2		
Beximco Synthetics	1993	September 1, 2003	Mar, Sep	1068/2		
Beximco Textile	1995	July 1, 2005	Jan, Jul	1605/2		
Beximco Knitting	1994	July 1, 2004	Jan, Jul	1196/2		

COMPANY CALENDAR

Company	Declaration Year End	Declaration Div/Bon/Rght	Book Closure From	Book Closure To	AGM/EGM Date & Time	AGM/EGM Venue
Prime Textile	200006	10%	15/12/2000	6/1/2001	06/01/2001,11:00AI	Factory Premises
Padma Oil	200006	50%	16/02/2001	1/03/2001	01/03/2001 12:00PM	
Eastern Lub	200006	25%	21/02/2001	27/02/2001	27/02/2001	Chittagong
BOC	200009	40%	21/01/2001	17/02/2001	17/02/2001	
BD Zipper Dev.			21/01/2001	31/01/2001		

Prepared by The Daily Star in collaboration with Securities Consultants Limited

What's on today....

SDD conference: Society for Development of Democracy (SDD) will hold a day-long roundtable conference on "Privatisation and Reforms". Venue: CIRDAP auditorium, Chameli House, Topkhana Road. Time: 10:00 am.

Roundtable: Jatiya Samajtantrik Dal (JSD) will hold a roundtable meeting on the empowerment of people. Venue: VIP lounge of the National Press Club. Time: 2:30 pm.

Discussion meeting: A discussion meeting titled "Empowerment of People Formation of Upper House in Parliament and Establishment of Autonomous Local Bodies" will be held. Venue: National Press Club. Time: 2:30 pm.

Homeopathic Congress: The 11th International Homeopathic Congress 2000 organised by Asian Homeopathic Medical League will begin. Chief guest: Prime Minister Sheikh Hasina. Venue: Osmani Memorial Auditorium. Time 3:00 pm.

Inauguration: Dhaka Chamber of Commerce and Industry (DCCI) will inaugurate Technology and Trade Information Promotion System (TIPS), a EU-funded organisation for development of SMEs in the country. Chief guest: Commerce Minister Md Abdul Jalil. Venue: DCCI auditorium, 65-66, Motijheel C/A Time: 3:30 pm.

Inauguration: The Department of Finance and Banking of University of Dhaka will inaugurate its Master of Business Administration (MBA) programme in Finance, Banking and Insurance. Venue: Conference Hall of Academic Bhaban, Faculty of Business Studies, DU Campus. Time: 11:00 am.

IUBAT Foundation Day: International University of Business Agriculture and Technology (IUBAT) will observe its 11th founding anniversary. Venue: House No 135, Road No 9/A (Old 19), D