Stock & Metropolitan

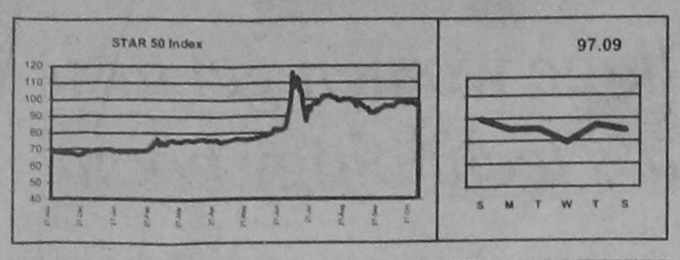

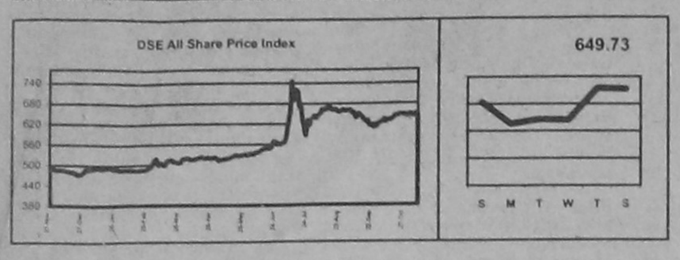

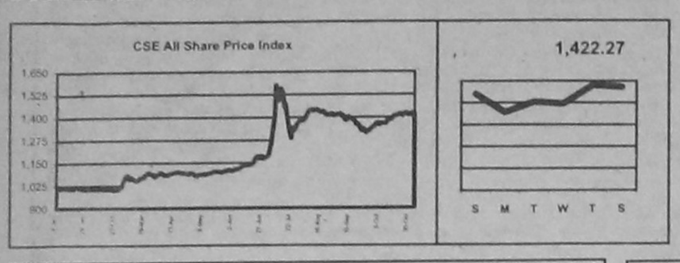

DAY'S MARKET
November 4, 2000

	DSE	CSE
All Share Price Index	649.73	1,422.27
Change in Index (pts)	(0.16)	(0.79)
Change in Index (%)	-0.02%	-0.06%
Market Capitalisation (cr Tk)	6,166.87	5,381.81
Market Capitalisation (mil US$)	1,131.54	987.49
Turnover Volume ('000)	3,556	958
Turnover Value (cr Tk)	21.12	5.10
Price Earning Ratio (x)	9.09	9.33
Dividend Yield (%)	5.76	5.68

TURNOVER LEADERS

DSE	Vol '000	Value Tkm	CSE	Vol '000	Value Tkm
1 Niloy Cement	148	48.09	1 Niloy Cement	38	12.38
2 Meghna Cemnt	30	13.03	2 Quasem Drycell	302	6.04
3 NCC Bank	81	11.36	3 NCC Bank	42	5.95
4 Beximco Pharma	159	10.79	4 Aramit Cement	13	4.03
5 Quasem Drycell	528	10.45	5 NBL	19	3.91

CAPITAL GAINERS

DSE	Vol '000	Change %	CSE	Vol '000	Change %
1 Quasem Drycell	527.70	10.61	1 Quasem Drycell	301.95	11.11
2 Desh Garment	0.02	10.00	2 Uttara Finance	0.55	5.57
3 National Life Ins	0.05	10.00	3 Niloy Cement	37.50	5.34
4 Niloy Cement	147.85	7.79	4 Union Infusion	0.02	4.76
5 Sonali Aansh	0.01	6.91	5 Aramit	14.55	4.49

CAPITAL LOSERS

DSE	Vol '000	Change %	CSE	Vol '000	Change %
1 Delta Millers	1.58	(19.82)	1 Padma Oil	0.10	(3.23)
2 BD Autocars	0.07	(5.41)	2 NCC Bank	42.10	(3.09)
3 Dulamia Cotton	0.15	(5.30)	3 Paragon Leather	45.35	(2.84)
4 Bengal Fine	17.65	(4.57)	4 South East Bank	4.90	(2.50)
5 Northern Jute	3.20	(4.32)	5 Gachihata	4.40	(2.34)

LEAGUE TABLE

Company Name	FV/ML Tk/nos	Market Performance DSE Vol nos	DSE Day's Closing Tk	DSE Prev. Closing Tk	CSE Vol nos	CSE Day's Closing Tk	CSE Prev. Closing Tk	Financial Performance Year End YM	EPS Tk	DPS Tk
Banks										
AB Bank	100/5	2,355	149.25	151.00	-	-	148.00	9912	21.63	12.50
Al Arafa	1000/1	130	1,111.00	1,122.50	-	-	1,245.00	9812	210.82	150.00
Al Baraka	1000/1	3	1,200.00	1,250.00	-	-	-	9812	293.91	-
City Bank	100/5	50	150.00	150.25	-	-	115.00	9812	25.55	-
Dhaka Bank	100/50	16,850	208.25	210.50	-	-	208.50	9912	34.30	25.00
EBL	100/20	100	165.25	170.50	-	-	-	9812	38.48	10.00
IDLC	100/20	120	503.50	505.00	-	-	500.50	9912	37.31	27.50
IFIC	100/5	6,695	156.25	160.25	-	-	154.00	9612	23.34	-
Islami Bank	1000/1	72	2,181.75	2,183.25	-	-	2,170.00	9912	181.10	210.00
NBL	100/20	34,580	204.50	198.50	19,120	204.25	196.00	9812	60.57	-
NCCBL	100/50	81,000	140.25	140.75	42,100	141.25	145.75	9906	18.30	-
Prime Bank	100/50	5,550	344.00	331.25	-	-	254.00	9912	51.48	30.00
Pubali Bank	100/5	5	128.00	133.25	-	-	115.00	9912	124.83	-
Rupali Bank	100/10	-	-	82.00	-	-	75.00	9812	(5.96)	-
Southeast	100/50	39,950	174.75	175.00	4,900	175.75	180.25	9912	28.49	15.00
UCBL	100/5	-	-	81.50	-	-	78.00	9712	33.71	-
ULC	100/20	60	696.25	688.00	-	-	-	9912	117.01	27.00
Uttara Bank	100/5	335	131.75	131.50	-	-	-	9812	22.19	-
Uttara Finance	100/50	22,350	230.00	229.50	550	232.25	220.00	9912	23.46	15.00
Investment										
1st BSRS MF	100/50	600	68.75	69.75	-	-	72.00	9612	-	-
1st ICB MF	100/5	-	-	1,330.00	-	-	1,050.00	9906	251.63	100.00
2nd ICB MF	100/5	20	365.00	369.25	-	-	378.00	9906	44.95	32.00
3rd ICB MF	100/5	5	372.00	378.00	-	-	335.00	9906	37.54	38.00
4th ICB MF	100/10	10	365.00	366.50	-	-	320.00	9906	42.36	35.00
5th ICB MF	100/10	10	201.00	206.00	-	-	196.75	9906	17.35	20.00
6th ICB MF	100/10	150	138.50	138.75	-	-	137.50	9906	8.45	15.00
7th ICB MF	100/50	50	135.00	135.00	-	-	140.00	9906	13.11	13.00
8th ICB MF	100/50	200	118.25	117.75	-	-	116.25	9906	13.21	12.00
AIMS 1st MF	1,0500	557,500	1.07	1.06	45,000	1.06	1.06	-	-	-
ICB	100/5	-	-	125.00	-	-	637.50	9906	21.61	7.00
Engineering										
Atlab Auto	100/5	590	235.75	234.25	-	-	245.00	9908	27.79	16.00
Anwar Galva	100/50	500	165.25	166.00	-	-	161.00	9906	14.36	10.00
Atlas Bd.	10/50	150	138.50	139.00	-	-	-	9906	19.31	11.00
Aziz Pipe	100/5	800	332.00	329.50	-	-	335.00	9912	(31.79)	-
BD Autocars	100/5	70	35.00	37.00	-	-	41.00	9706	11.69	-
BD Lamps	100/5	380	561.75	562.50	-	-	630.00	9912	9.11	15.00
BD Thai	100/10	40	251.50	251.50	-	-	352.50	9912	20.44	20.00
BEMCO	100/10	-	-	27.00	-	-	-	9712	(30.96)	-
Bengal Steel	10/50	-	-	1,113.70	-	-	-	9912	(1.56)	-
Bishal Jute	100/5	130	133.50	133.75	100	132.50	134.00	9906	8.15	10.00
Karim Rpaz	100/5	-	-	33.00	-	-	-	9812	(103.96)	-
Kay & Que	100/50	800	104.50	104.75	-	-	105.00	9912	1.61	-
Metalex Corp.	100/5	-	-	105.00	-	-	-	9506	(562.54)	-
Monno Jute	100/5	-	-	278.25	-	-	-	9912	(20.66)	10.00
Monno Jutex	100/5	-	-	705.00	-	-	-	9906	103.04	50.00
National Tube	100/10	470	605.75	600.50	-	-	-	9906	147.00	35.00
Olympic Ind.	100/5	1,280	97.50	98.25	-	-	101.00	0003	(2.52)	-
Quasem Dry	10/50	527,700	19.80	17.90	301,950	20.00	18.00	9906	1.11	1.00
Rangpur Foun	10/500	58,000	21.50	21.40	10,000	21.50	21.30	9912	1.39	1.50
Remrock Jaj	100/5	-	-	32.50	-	-	-	9906	(66.18)	-
Singer Bd.	100/5	260	1,326.75	1,328.75	-	-	-	9912	64.69	50.00
Wonderland	100/50	950	39.25	39.75	450	39.75	39.50	9906	(12.87)	-
Food & Allied										
AB Biscuit	100/5	-	-	183.50	-	-	-	9506	(26.78)	-
AMCL (Pran)	100/10	2,210	425.00	424.50	70	425.25	419.00	9906	41.33	20.00
Alpha Toba	10/50	50	61.80	62.00	-	-	43.10	9909	5.00	4.25
Amani Sea	100/5	-	-	260.00	-	-	-	9906	(44.72)	-
Apex Food	100/5	935	366.25	368.75	-	-	388.25	9906	(50.16)	-
BATBC	10/50	450	105.40	105.70	-	-	103.90	9912	5.92	4.00
BD Plantation	100/5	-	-	456.00	-	-	-	9906	(256.12)	-
BLTC	100/5	-	-	540.00	-	-	-	9912	31.99	27.50
Bangas	100/5	5	182.50	182.50	-	-	-	9906	20.19	15.00
Bengal Biscuit	100/20	1,360	67.25	67.50	1,200	67.00	67.50	9906	(2.74)	5.00
Beximco Fish	100/20	1,560	84.75	85.00	-	-	84.25	9912	8.00	5.00
Bionic Sea	10/500	53,000	13.20	13.40	-	-	-	9912	1.73	1.00
Ctg. Vege	100/10	870	95.50	94.00	90	95.75	95.00	9906	(1.06)	8.00
Dhaka Fish	100/50	150	115.75	116.25	-	-	115.00	9906	3.78	5.00
Dhaka Vege	100/5	100	25.00	24.50	-	-	-	9506	(5.33)	-
EL Camellia	100/5	-	-	1,600.00	-	-	-	9912	30.58	-
Fu-Wang Food	10/500	149,000	13.00	12.90	59,000	13.10	13.10	9909	0.53	-
Gachihata	100/50	19,900	42.00	41.75	4,400	41.75	42.75	9906	(14.85)	-
Gemini Food	100/5	-	-	139.00	-	-	-	9909	(41.17)	-
Gulf Foods	100/50	1,450	97.00	98.00	-	-	100.00	0006	2.80	-
Hill Plantation	100/5	-	-	700.00	-	-	-	9906	(70.29)	-
Meghna Shrimp	100/20	12,180	119.25	121.00	700	119.00	120.75	9812	10.54	12.00
Meghna Veg	100/50	550	76.00	75.50	-	-	81.25	9906	(91.25)	-
Modern Ind.	100/5	-	-	58.00	-	-	-	9912	(103.74)	-
Morta Food	100/50	1,700	72.50	72.75	-	-	72.00	9906	0.87	-
NTC	100/5	-	-	650.00	-	-	600.00	9912	(43.32)	17.50
Rabeya Flour	10/50	-	-	8.10	-	-	-	9812	1.28	-
Rahima Food	100/50	600	60.25	61.25	650	60.00	60.25	9906	(10.24)	-
Raspit Food	10/500	69,000	15.50	15.70	-	-	16.40	9712	1.06	1.10
Rupon Oil	10/100	-	-	16.00	-	-	14.00	9706	0.11	-
Shyampur Sug	10/100	1,000	3.10	3.10	-	-	-	9906	(15.12)	-
Tripti Ind	100/5	435	52.75	53.75	-	-	51.00	9908	(25.82)	-
Tulip Dairy	100/10	150	102.25	102.75	-	-	-	9906	(15.98)	-
Yousuf Flour	10/50	-	-	13.00	-	-	-	9906	0.01	-
Zeal Bangla	10/50	-	-	6.50	-	-	-	9906	(9.74)	-
Fuel & Power										
BD Welding	10/500	13,500	10.10	10.00	3,500	10.10	10.10	9812	0.31	-
BOC	10/50	550	115.80	115.60	-	-	116.00	9909	9.60	4.00
Eastern Lub.	10/50	-	-	165.00	-	-	-	9906	5.04	2.50
National Oxy	100/10	-	-	25.00	-	-	73.00	9606	(110.86)	-
Padma Oil	10/50	-	-	157.00	100	150.00	155.00	9906	19.57	5.00
Jute										
Ahad Jute	100/10	-	-	100.00	-	-	-	9906	2.71	-
Islam Jute	100/5	-	-	104.00	-	-	-	9906	(329.62)	-
Jute Spinners	100/5	-	-	149.50	-	-	-	9906	6.11	-
Mutual Jute	100/5	-	-	143.00	-	-	-	9906	(35.18)	-
Northern Jute	10/200	3,200	13.30	13.90	-	-	-	9906	(3.50)	-
Saleh Carpet	10/200	9,600	2.50	2.50	-	-	-	9712	(12.81)	-
Sonali Ansh.	100/5	10	201.00	188.00	-	-	-	9906	93.23	-
Textile										
Al-Haj Textile	10/50	-	-	10.00	-	-	-	9906	(0.13)	-
Alltex Ind	100/50	12,900	89.50	90.00	8,150	89.75	90.75	9906	12.27	-
Anlima Yarn	100/50	2,550	122.75	121.75	100	122.00	123.00	9906	17.96	12.00
Apex Spinning	100/20	280	141.75	140.00	-	-	139.00	9903	25.78	10.00
Apex Weaving	100/50	7,200	67.75	67.25	2,950	67.75	66.75	0006	8.82	5.00
Arbee Textile	100/10	-	-	81.00	-	-	-	9912	(4.23)	-
Ashraf Textile	10/50	34,200	10.00	9.80	19,100	10.10	9.80	9906	(4.34)	-
BD Dyeing	100/20	620	139.75	138.25	20	135.00	134.00	9912	43.33	10.00
BD Zipper	100/50	300	86.75	86.25	-	-	84.50	9606	17.85	11.00
Bx Denim	100/50	50	180.00	182.00	-	-	181.00	9912	46.33	10.00
Bx Knitting	100/20	380	144.00	144.00	-	-	144.00	9912	30.48	10.00
Bx Textile	100/50	4,700	137.00	137.25	-	-	135.00	9912	28.51	10.00
CMC-Kamal	100/50	-	-	88.50	-	-	88.50	9912	8.08	7.50
Chic Tex	10/500	132,500	8.70	8.70	18,000	8.80	8.80	9906	0.58	0.50
Dandy Dyeing	100/50	-	-	51.25	-	-	-	9912	16.73	-
Delta Millers	100/20	1,580	44.50	55.50	-	-	43.00	9806	1.17	-
Desh Garm	100/10	20	88.00	80.00	-	-	-	9906	15.56	7.50
Dulamia Cott	100/10	150	31.25	33.00	-	-	33.75	9906	(55.21)	-
Dynamic Tex	100/20	4,380	78.00	79.25	-	-	82.00	9809	6.32	-
Eagle Star Tex	10/50	3,300	7.10	7.10	8,250	7.20	7.20	9906	0.08	-
GEM Knit	100/50	-	-	46.00	-	-	41.50	9612	-	-
GMG Ind.	10/50	-	-	25.80	-	-	85.00	9906	(14.14)	-
HR Textile	100/50	300	75.75	75.25	-	-	75.00	9909	4.01	10.00
M. Hossain	100/50	7,100	52.75	53.00	900	53.25	53.00	9906	(9.13)	-

LEAGUE TABLE

Company Name	FV/ML Tk/nos	Market Performance DSE Vol nos	DSE Day's Closing Tk	DSE Prev. Closing Tk	CSE Vol nos	CSE Day's Closing Tk	CSE Prev. Closing Tk	Financial Performance Year End YM	EPS Tk	DPS Tk
Mita Textile	100/20	2,420	63.75	63.50	560	63.50	63.50	9906	0.65	-
Mithun Knit	100/20	20	95.00	96.00	-	-	-	9906	9.87	-
Modern Dye	100/5	60	78.75	78.00	-	-	-	9906	2.53	5.00
Monno Fab	100/50	2,200	66.75	66.75	100	65.50	67.00	9912	(16.50)	-
Padma Textile	100/20	1,960	255.50	256.75	-	-	263.25	9912	54.29	15.00
Prime Textile	100/50	5,100	78.00	76.75	2,400	77.75	76.75	9906	(22.09)	-
Quasem Silk	10/100	9,300	7.00	7.00	-	-	-	9909	0.12	-
Quasem Tex	10/50	200	5.50	5.60	-	-	-	9996	(5.51)	-
Rahim Textile	100/5	-	-	55.25	-	-	-	9906	(21.86)	-
STM	100/5	-	-	108.50	-	-	-	9912	(7.02)	-
Safko Spinn	100/50	-	-	90.00	-	-	90.00	9912	7.39	8.00
Saiham Tex	100/10	15,360	89.00	89.25	1,470	89.00	89.50	9906	17.35	10.00
Sajib Knit	100/50	4,100	68.50	69.00	350	69.00	68.75	9906	2.09	6.00
Sonargaon	100/50	-	-	78.00	-	-	82.00	9912	11.95	5.00
Sreepur Tex	100/50	50	41.75	43.00	-	-	42.50	9912	(6.51)	-
Stylecraft	100/5	-	-	565.00	-	-	-	9903	232.86	22.50
Tallu Spinning	100/10	-	-	83.25	-	-	-	9906	(9.57)	-
Tamijuddin	100/10	6,470	49.50	51.00	200	49.50	50.00	9906	(0.36)	-
Pharma & Chemical										
ACI	10/50	24,550	56.80	56.70	4,200	56.60	56.80	9912	3.60	3.00
Ambee Pharm	10/50	200	47.40	46.90	-	-	45.50	9912	7.44	2.50
BCIL	100/10	1,530	155.00	150.50	-	-	145.00	9806	12.85	10.00
Bangla Pro	100/5	-	-	110.00	-	-	-	9906	8.07	-
Beximco Infu	100/10	2,090	277.00	277.50	-	-	265.00	9912	47.77	15.00
Bx Pharma	10/50	158,900	67.90	67.90	34,100	68.00	68.20	9912	8.74	2.00
Bx Synth	100/20	2,280	167.50	170.25	-	-	171.50	9912	26.71	12.50
Glaxo Well	10/50	-	-	94.00	-	-	-	9912	5.02	3.25
Ibn Sina	100/10	80	230.00	225.00	-	-	190.00	9906	17.78	15.00
Imam Button	100/50	11,400	123.00	125.00	750	124.50	125.25	9906	7.51	8.00
JH Chemical	100/50	1,050	58.00	57.75	400	57.50	56.50	9812	1.95	-
Kohinoor	100/5	120	99.75	100.25	-	-	97.00	9406	(7.77)	-
Libra Pharma	100/20	-	-	20.00	-	-	250.50	9906	32.86	15.00
National Poly	100/10	280	193.00	199.00	-	-	209.50	9906	11.59	10.00
Orion Infusion	100/20	11,880	33.50	33.00	20	33.00	31.50	0006	(46.74)	-
Perfume Chem	100/50	7,000	62.00	62.75	-	-	63.25	9806	1.62	-
Petro Synth	10/50	-	-	9.60	-	-	-	9912	(14.91)	-
Pharma Aids	100/5	-	-	96.50	-	-	-	9806	(2.83)	-
Pharmaco	100/5	680	52.75	52.75	-	-	-	9906	(20.96)	-
Rahman Che	100/10	50	24.00	23.00	-	-	-	9812	(1.98)	-
Reckitt Bencki	10/50	500	77.00	77.00	-	-	77.70	9912	6.16	3.50
Renata	100/5	-	-	463.25	-	-	-	9912	50.94	25.00
Square Pharm	100/20	5,160	1,378.75	1,398.75	280	1,377.00	1,408.00	0003	167.26	65.00
TBL	100/5	-	-	44.50	-	-	32.00	9912	(323.88)	-
Wata Chemi	100/20	20	176.00	177.75	-	-	214.00	9912	14.09	12.50
Paper & Printing										
Azadi Printers	100/10	-	-	64.25	-	-	77.75	9906	3.62	-
Eagle Box	10/50	-	-	18.00	-	-	-	9906	(56.66)	-
MAQ Ent.	100/50	300	27.50	27.50	-	-	31.00	9612	12.24	-
MAQ Paper	100/20	200	53.00	53.75	-	-	72.00	9712	18.47	10.00
Monospool	100/5	680	77.75	75.25	-	-	74.00	9806	1.88	-
Padma Print	10/50	-	-	6.50	-	-	7.70	9912	(0.70)	-
Paper Pro	100/10	4,250	53.50	53.75	-	-	-	9812	3.42	5.00
Sonali Paper	10/50	-	-	8.80	-	-	11.10	9906	(5.53)	-
Services & Real Estate										
BD Hotel	10/50	-	-	-	-	-	-	9812	6.63	3.50
BD Services	10/50	-	-	-	-	-	-	9812	7.29	-
Eastern House	100/20	2,600	127.75	127.75	1,220	127.25	126.75	9907	14.64	12.00
Samorita Hosp	100/50	1,350	149.25	152.75	-	-	152.00	9906	2.60	-
Shine Pukur	100/50	15,700	78.00	78.25	8,400	78.00	78.25	9912	1.60	-
Miscellaneous										
Apex Foot	100/20	20	215.00	215.00	-	-	230.00	9912	12.02	10.00
Apex Tannery	100/10	17,090	163.50	166.50	1,400	163.75	167.00	9906	4.13	-
Aramit	10/50	80,000	55.50	53.00	14,550	55.80	53.40	9912	4.29	2.60
Aramit Cement	100/50	29,800	313.50	310.00	12,800	315.00	303.25	9912	10.71	7.00
BD Luggage	100/50	200	47.75	47.25	-	-	45.00	9606	-	-
BEXIMCO	10/100	13,200	51.80	51.60	800	52.00	51.70	9912	2.47	1.50
BSC	100/5	-	-	102.00	-	-	49.00	9806	(48.54)	-
Bata Shoe	10/100	400	116.10	116.60	-	-	-	9912	10.52	12.00
Bengal Fine	100/50	17,650	104.50	109.50	100	106.00	105.25	9906	1.39	-
Confidence	100/20	8,580	520.00	522.50	640	521.25	521.75	9906	37.08	25.00
Ctg Cement	100/5	5,410	1,428.75	1,440.50	560	1,432.25	1,440.00	9906	73.70	50.00
Excelsior	100/50	7,100	35.75	36.00	200	36.25	36.00	9809	(11.37)	-
Fu-Wang Cera	100/50	12,800	262.00	256.50	300	261.25	258.00	9906	18.36	15.00
GQ Ball Pen	10/50	1,350	77.30	77.60	-	-	77.10	9912	9.63	4.00
Highspeed	100/5	-	-	61.00	-	-	-	9906	(13.13)	-
Himadri	10/100	-	-	6.60	-	-	-	9812	0.71	-
Legacy Foot.	10/500	65,500	9.80	9.70	5,500	9.80	9.80	9912	(1.42)	-
Lexco	100/10	460	119.25	119.50	-	-	145.00	9912	(39.43)	-
Mark Bd.	100/50	2,600	25.50	25.50	-	-	27.00	0006	(23.15)	-
Meghna Cem.	100/50	30,150	432.25	433.00	5,400	434.50	435.00	9912	31.52	11.00
Miracle Ind	10/500	240,500	14.70	14.80	10,500	14.80	15.00	9906	0.86	-
Monno Cera	100/5	105	345.50	341.75	-	-	356.00	9906	24.14	25.00
Niloy Cement	100/50	147,850	325.25	301.75	37,500	330.25	313.50	9906	2.74	-
Paragon Leath	100/50	82,200	42.75	43.75	45,350	42.75	44.00	9906	2.05	-
Phoenix Leath	100/5	-	-	260.00	-	-	-	9706	(439.05)	-
Rose Heaven	10/500	66,000	22.10	21.80	5,500	22.80	22.10	9806	1.13	1.00
Samata Leath	100/50	20,000	97.75	95.75	1,300	97.50	97.00	9906	3.80	7.00
Savar Refract.	100/5	250	52.00	49.75	-	-	-	9906	0.41	-
Sinobangla Ind	10/500	481,000	17.60	16.90	209,500	17.80	17.10	9910	1.16	0.50
Standard Cera	100/50	50	145.00	143.00	-	-	150.00	9806	(23.28)	7.50
Texpick Ind.	100/10	-	-	46.75	-	-	-	9908	(12.28)	-
The Engineers	100/5	-	-	101.00	-	-	-	9808	78.59	10.00
Usmania Glas	100/5	100	335.25	327.50	-	-	350.00	9906	(32.89)	10.00
Insurance										
BGIC	100/10	40	239.25	238.75	-	-	235.00	9912	15.40	15.00
Central Ins	100/10	240	147.75	145.75	-	-	160.00	9912	20.05	15.00
Delta Life Ins	100/5	30	524.75	523.25	-	-	350.00	9912	-	36.00
Eastern Ins	100/20	220	149.00	148.50	-	-	204.00	9912	17.14	15.00
Eastland Ins	100/20	520	153.50	148.75	-	-	155.00	9912	24.45	15.00
Federal Ins	100/50	-	-	113.00	-	-	125.00	9812	6.08	12.00
Green Delta	100/10	-	-	495.00	-	-	415.00	9912	53.30	35.00
Janata Ins	100/20	340	157.25	151.50	-	-	137.00	9812	29.49	25.00
Karnaphuli	100/20	-	-	136.25	-	-	-	9912	16.21	15.00
National Life	100/50	50	286.00	260.00	-	-	260.00	9912	-	25.00
People Ins	100/10	-	-	430.00	-	-	301.00	9912	32.06	22.00
Phoenix Ins	100/20	-	-	238.50	-	-	180.00	9912	34.72	22.00
Pragati Ins	100/10	170	420.75	428.25	-	-	430.00	9912	47.64	30.00
Purabi Ins	100/50	50	100.00	103.50	-	-	-	9812	5.07	5.00
Reliance Ins	100/50	-	-	355.00	-	-	360.00	9912	53.16	30.00
Rupali Ins	100/20	40	172.50	173.25	-	-	190.00	9912	30.23	15.00
Sandhani Life	100/50	-	-	126.75	-	-	139.00	9812	-	10.00
United Ins	100/10	-	-	246.00	-	-	-	9912	35.82	22.00

FV/ML = Face Value/Market Lot, Vol = Volume, EPS = Earning Per Share, DPS = Dividend Per Sh

DEBENTURE

Name	Year of Float	Date of Maturity	Interest Due	FV/ML Tk/Nos	Closing Price DSE Tk	CSE Tk
Aramit Cement	1998	September, 2008	Mar, Sep	2500/2		
BD Luggage	1996	September 5, 2003	Mar, Sep	1400/2	1,150.00	
BD Welding	1999	July 15, 2006	Jul, Jan	2500/2	2,152.50	
BD Zipper	1995	August 1, 2002	Feb, Aug	1000/2		
Beximco Denims	1995	July 10, 2005	Jan, Jul	1784/2		
Beximco Fisheries	1994	May 1, 2004	Jan, Jul	1714.26/1		
Beximco Infusion	1992	October 31, 2000	Oct, Apr	200/2		
Beximco Synthetics	1993	September 1, 2003	Mar, Sep	1068/2		
Beximco Textile	1995	July 1, 2005	Jan, Jul	1784/2	1,650.00	
Beximco Knitting	1994	July 1, 2004	Jan, Jul	1368/2	1,280.00	

COMPANY CALENDAR

Company	Declaration Year End	Div/ Bon/ Rght	Book Closure From	To	AGM/EGM Date & Time	Venue
Monospool	200006	10%	2/11/2000	15/11/2000	15/11/2000 12:30pr	Meghna Ghat
Fu-Wang Ceramic	200006	5%,18:5	17/11/2000	10/12/2000	10/12/2000 10:00pr	411,Tejgaon
Confidence	200006	30%	1/12/2000	14/12/2000	14/12/2000 2:30pm	Factory Premises
Apex Spinning	200005	12%	19/11/2000	9/12/2000	9/12/2000 9:30am	Officer's Club
Apex Food	200006	10%	19/11/2000	9/12/2000	9/12/2000 2:15pm	Officer's Club
Anlima Yarn	200006	12%	30/11/2000	20/12/2000	20/12/2000 10:30ar	Factory Premises
All Tex	200006	10%	25/11/2000	21/12/2000	21/12/2000 11:30am	Factory Premises