Stock & Metropolitan

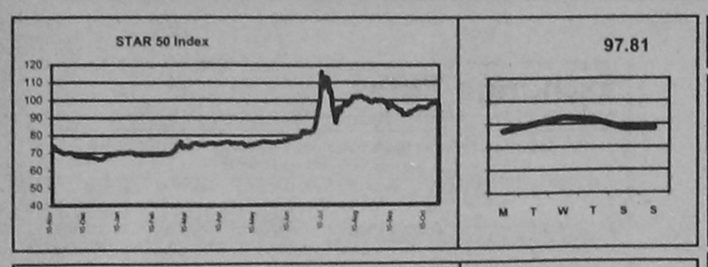

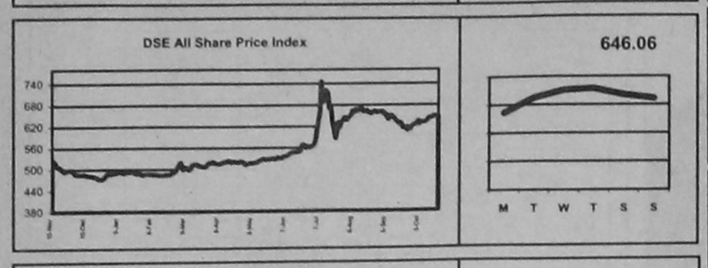

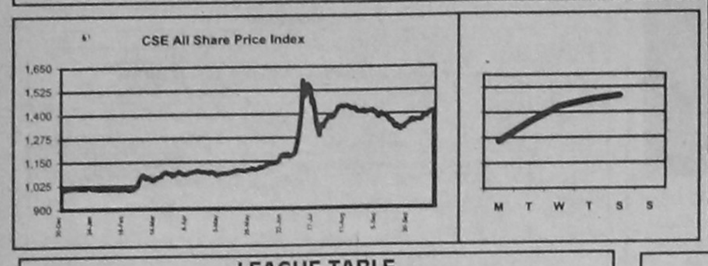

DAY'S MARKET
October 22, 2000

	DSE	CSE
All Share Price Index	646.06	-
Change in Index (pts)	(0.69)	
Change in Index (%)	-0.11%	
Market Capitalisation (cr Tk)	6,132.06	
Market Capitalisation (mil US$)	1,125.15	
Turnover Volume ('000)	2,963	
Turnover Value (cr Tk)	20.53	
Price Earning Ratio (x)	9.04	
Dividend Yield (%)	5.74	

TURNOVER LEADERS

DSE	Vol '000	Value Tkm	CSE	Vol '000	Value Tkm
1 Niloy Cement	102	28.37	1	-	-
2 Beximco Pharma	328	22.77	2	-	-
3 Meghna Cemnt	37	15.54	3	-	-
4 NCC Bank	100	13.12	4	-	-
5 Square Pharma	10	12.33	5	-	-

CAPITAL GAINERS

DSE	Vol '000	Change %	CSE	Vol '000	Change %
1 Renwick Jaj	0.02	9.38	1	-	-
2 AB Bank	7.80	6.46	2	-	-
3 NCC Bank	99.55	5.61	3	-	-
4 Pharma Aids	0.01	5.56	4	-	-
5 IFIC Bank	8.35	4.16	5	-	-

CAPITAL LOSERS

DSE	Vol '000	Change %	CSE	Vol '000	Change %
1 Dhaka Vege	0.01	(9.26)	1	-	-
2 Padma Printer	0.50	(5.80)	2	-	-
3 Quasem Silk	0.30	(5.41)	3	-	-
4 BD Luggage	0.10	(5.05)	4	-	-
5 Rupali Ins	0.02	(4.67)	5	-	-

LEAGUE TABLE

Company Name	FV/ML Tk/nos	DSE Vol nos	DSE Day's Closing Tk	DSE Prev. Closing Tk	CSE Vol nos	CSE Day's Closing Tk	CSE Prev. Closing Tk	Financial Performance Year End YM	EPS Tk	DPS Tk
Banks										
AB Bank	100/5	7,795	136.00	127.75	-	-	130.00	9812	21.57	-
Al Arafa	1000/1	715	1,266.50	1,270.50	-	-	1,250.00	9812	210.82	150.00
Al Baraka	1000/1	1	1,250.00	1,280.00	-	-	-	9812	293.91	-
City Bank	100/5	45	160.00	154.25	-	-	115.00	9812	25.55	-
Dhaka Bank	100/50	10,650	178.75	177.00	-	-	170.00	9912	34.30	25.00
EBL	100/20	1,520	159.25	166.50	-	-	-	9812	38.48	10.00
IDLC	100/20	60	498.00	502.00	-	-	500.50	9912	37.31	27.50
IFIC	100/5	8,345	131.50	126.25	-	-	129.00	9612	23.34	-
Islami Bank	1000/1	24	2,162.50	2,177.25	-	-	2,211.50	9912	181.10	210.00
NBL	100/20	8,620	190.00	190.75	-	-	192.00	9812	60.57	-
NCCBL	100/50	99,550	131.75	124.75	-	-	125.25	9906	18.30	-
Prime Bank	100/50	600	301.75	297.00	-	-	216.50	9912	51.48	30.00
Pubali Bank	100/5	-	-	117.50	-	-	115.00	9912	124.83	-
Rupali Bank	100/10	290	75.00	77.00	-	-	75.00	9812	(5.96)	-
Southeast	100/50	67,150	155.50	153.75	-	-	152.50	9912	28.49	15.00
UCBL	100/5	-	-	81.50	-	-	78.00	9712	33.71	-
ULC	100/20	-	-	737.50	-	-	-	9912	117.01	27.00
Uttara Bank	100/5	350	114.25	114.00	-	-	-	9812	22.19	-
Uttara Finance	100/50	14,800	225.75	223.25	-	-	212.25	9912	23.46	15.00
Investment										
1st BSRS MF	100/50	300	71.25	71.50	-	-	72.00	9612	-	-
1st ICB MF	100/5	-	-	1,330.00	-	-	1,050.00	9906	251.63	100.00
2nd-ICB MF	100/5	5	373.00	372.75	-	-	378.00	9906	44.95	32.00
3rd ICB MF	100/5	20	388.00	387.50	-	-	335.00	9906	37.54	38.00
4th ICB MF	100/10	60	378.00	377.25	-	-	320.00	9906	42.36	35.00
5th ICB MF	100/10	-	-	204.00	-	-	196.75	9908	17.35	20.00
6th ICB MF	100/10	290	138.75	139.50	-	-	135.00	9906	8.45	15.00
7th ICB MF	100/50	-	-	131.25	-	-	140.00	9906	13.11	13.00
8th ICB MF	100/50	-	-	120.00	-	-	115.00	9906	13.21	12.00
AIMS 1st MF	1/2500	67,500	1.07	1.07	-	-	1.07	-	-	-
ICB	100/5	-	-	136.75	-	-	637.50	9906	21.61	7.00
Engineering										
Aftab Auto	100/5	480	240.00	243.50	-	-	260.00	9908	27.79	18.00
Anwar Galva	100/50	100	161.25	165.50	-	-	160.00	9906	14.36	10.00
Atlas Bd.	10/50	100	137.10	136.90	-	-	-	9906	19.31	11.00
Aziz Pipe	100/5	60	342.50	342.50	-	-	350.00	9912	(31.79)	-
BD Autocars	100/5	-	-	33.25	-	-	40.00	9706	11.69	-
BD Lamps	100/5	10	610.00	614.00	-	-	635.00	9912	9.11	15.00
BD Thai	100/10	230	259.75	253.75	-	-	352.50	9912	20.44	20.00
BEMCO	100/10	-	-	29.00	-	-	-	9712	(30.96)	-
Bengal Steel	10/50	-	-	1,113.70	-	-	-	9912	(1.56)	-
Eastern Cable	100/5	42,320	138.50	135.50	-	-	136.00	9906	8.15	10.00
Karim Pipe	100/5	-	-	33.00	-	-	-	9812	(103.96)	-
Kay & Que	100/50	300	104.50	105.25	-	-	105.00	9912	1.61	-
Metalex Corp.	100/5	-	-	109.75	-	-	-	9506	(562.54)	-
Monno Jute	100/5	30	272.00	266.25	-	-	-	9912	(20.66)	10.00
Monno Jutex	100/5	-	-	700.00	-	-	-	9906	103.04	50.00
National Tube	100/10	20	560.00	551.50	-	-	-	9906	147.00	35.00
Olympic Ind.	100/5	4,280	89.75	90.25	-	-	106.50	0003	(2.52)	-
Quasem Dry	10/50	-	-	17.90	-	-	18.00	9906	1.11	1.00
Rangpur Foun	10/500	123,500	22.00	22.20	-	-	22.10	9912	1.39	1.50
Renwick Jaj	100/5	20	35.00	32.00	-	-	-	9906	(66.18)	-
Singer Bd.	100/5	310	1,347.75	1,364.25	-	-	-	9912	64.69	50.00
Wonderland	100/50	500	37.50	38.25	-	-	39.00	9906	(12.87)	-
Food & Allied										
AB Biscuit	100/5	-	-	183.50	-	-	-	9506	(26.78)	-
AMCL (Pran)	100/10	3,580	471.75	474.50	-	-	473.00	9906	41.33	20.00
Alpha Toba	10/50	-	-	62.90	-	-	43.10	9909	5.00	4.25
Amam Sea	100/5	-	-	300.00	-	-	-	9906	(44.72)	-
Apex Food	100/5	1,305	437.50	438.75	-	-	430.00	9906	(50.16)	-
BATBC	10/50	5,350	105.30	105.00	-	-	104.00	9912	5.92	4.00
BD Plantation	100/5	-	-	456.00	-	-	-	9906	(256.12)	-
BLTC	100/5	10	470.00	485.00	-	-	-	9912	31.99	27.50
Bangas	100/5	-	-	184.25	-	-	-	9906	20.19	15.00
Bengal Biscuit	100/20	1,660	67.25	67.25	-	-	67.75	9906	(2.74)	5.00
Beximco Fish	100/20	2,020	86.75	88.25	-	-	88.00	9912	8.00	5.00
Bionic Sea	10/500	477,500	13.40	13.60	-	-	-	9912	1.73	1.00
Ctg. Vege	100/10	-	-	91.25	-	-	92.00	9906	(1.08)	8.00
Dhaka Fish	100/50	1,250	119.25	119.00	-	-	123.75	9906	3.78	5.00
Dhaka Vege	100/5	10	24.50	27.00	-	-	-	9506	(5.33)	-
EL Camelia	100/5	-	-	1,600.00	-	-	-	9912	30.58	-
Fu-Wang Food	10/500	89,000	14.80	14.90	-	-	15.00	9909	0.53	-
Gachihata	100/50	500	38.25	38.25	-	-	38.50	9906	(14.85)	-
Gemini Food	100/5	25	130.00	130.00	-	-	-	9909	(41.17)	-
Gulf Foods	100/50	5,650	99.00	102.25	-	-	105.00	9906	14.58	10.00
Hill Plantation	100/5	-	-	700.00	-	-	-	9906	(70.29)	-
Meghna Shrim	100/20	4,100	126.25	126.25	-	-	125.25	9812	10.54	12.00
Meghna Veg	100/50	450	69.75	71.00	-	-	72.00	9906	(91.25)	-
Modern Ind.	100/5	-	-	58.00	-	-	-	9912	(103.74)	-
Mona Food	100/50	3,300	72.25	72.25	-	-	71.25	9906	0.87	-
NTC	100/5	-	-	650.00	-	-	600.00	9912	(43.32)	17.50
Rabeya Flour	10/50	-	-	8.10	-	-	-	9812	1.28	-
Rahima Food	100/50	4,400	59.25	58.75	-	-	58.50	9906	(10.24)	-
Raspit Food	10/500	26,500	14.30	14.40	-	-	13.90	9712	1.06	1.10
Rupon Oil	10/100	-	-	16.00	-	-	14.00	9706	0.11	-
Shyampur Sug	10/100	-	-	3.00	-	-	-	9906	(15.12)	-
Tripti Ind	100/5	1,310	51.00	51.75	-	-	50.00	9908	(25.82)	-
Tulip Dairy	100/10	240	99.75	100.00	-	-	-	9906	(15.98)	-
Yousuf Flour	10/50	-	-	13.00	-	-	-	9906	0.01	-
Zeal Bangla	10/50	100	6.00	6.00	-	-	-	9806	(2.72)	-
Fuel & Power										
BD Welding	10/500	117,500	10.20	10.00	-	-	10.00	9812	0.31	-
BOC	10/50	300	115.30	116.10	-	-	115.80	9909	9.60	4.00
Eastern Lub.	10/50	-	-	165.00	-	-	-	9906	5.04	2.50
National Oxy	100/10	-	-	27.25	-	-	73.00	9606	(110.86)	-
Padma Oil	10/50	300	157.00	155.00	-	-	155.00	9906	19.57	5.00
Jute										
Ahad Jute	100/10	-	-	100.00	-	-	-	9906	2.71	-
Islam Jute	100/5	-	-	104.75	-	-	-	9906	(329.62)	-
Jute Spinners	100/5	-	-	149.50	-	-	-	9906	6.11	-
Mutual Jute	100/5	-	-	143.00	-	-	-	9906	(35.18)	-
Northern Jute	10/200	200	14.10	14.40	-	-	-	9906	(3.50)	-
Saleh Carpet	10/200	1,200	2.60	2.60	-	-	-	9712	(12.81)	-
Sonali Ansh	100/5	-	-	188.00	-	-	-	9906	93.23	-
Textile										
Al-Haj Textile	10/50	-	-	10.00	-	-	-	9906	(0.13)	-
Alltex Ind	100/50	19,650	86.75	86.50	-	-	87.00	9906	12.27	-
Anlima Yarn	100/50	1,900	122.00	122.50	-	-	122.00	9906	17.96	12.00
Apex Spinning	100/20	220	140.50	141.50	-	-	139.00	9903	25.78	10.00
Apex Weaving	100/50	950	64.50	64.75	-	-	65.00	0006	8.82	5.00
Arbee Textile	100/10	-	-	81.00	-	-	-	9912	(4.23)	-
Ashraf Textile	10/50	16,100	10.90	11.00	-	-	11.10	9906	(4.34)	-
BD Dyeing	100/20	680	135.25	135.25	-	-	138.00	9912	43.33	10.00
BD Zipper	100/50	250	87.00	87.00	-	-	84.50	9806	17.85	11.00
Bx Denim	100/50	1,800	185.00	185.00	-	-	192.50	9912	46.33	10.00
Bx Knitting	100/20	1,640	147.00	148.00	-	-	152.00	9912	30.48	10.00
Bx Textile	100/50	3,750	137.50	138.00	-	-	139.00	9912	28.51	10.00
CMC-Kamal	100/50	-	-	90.00	-	-	88.50	9912	8.08	7.50
Chic Tex	10/500	11,000	8.80	8.80	-	-	8.80	9906	0.58	0.50
Dandy Dyeing	100/50	100	49.50	49.50	-	-	-	9912	16.73	-
Delta Millers	100/20	1,440	40.25	40.50	-	-	31.00	9806	1.17	-
Desh Garm	100/10	50	88.00	91.00	-	-	-	9906	15.56	7.50
Dulamia Cott	100/10	-	-	27.75	-	-	33.75	9906	(55.21)	-
Dynamic Tex	100/20	3,120	70.75	70.75	-	-	65.00	9809	6.32	-
Eagle Star Tex	10/50	1,700	7.10	7.10	-	-	7.00	9906	0.08	-
GEM Knit	100/50	100	42.25	43.00	-	-	46.75	9612	-	-
GMG Ind.	10/50	-	-	25.80	-	-	85.00	9906	(14.14)	-
HR Textile	100/50	350	76.50	76.25	-	-	71.25	9909	4.01	10.00
M. Hossain	100/50	70,550	54.75	53.25	-	-	53.25	9906	(9.13)	-

LEAGUE TABLE

Company Name	FV/ML Tk/nos	DSE Vol nos	DSE Day's Closing Tk	DSE Prev. Closing Tk	CSE Vol nos	CSE Day's Closing Tk	CSE Prev. Closing Tk	Financial Performance Year End YM	EPS Tk	DPS Tk
Mita Textile	100/20	6,900	66.50	66.50	-	-	66.50	9906	0.65	-
Mithun Knit	100/20	1,320	101.25	102.50	-	-	-	9906	9.87	-
Modern Dye	100/5	30	84.00	83.75	-	-	-	9906	2.53	5.00
Monno Fab	100/50	950	67.25	66.50	-	-	65.50	9912	(16.50)	-
Padma Textile	100/20	2,780	272.00	266.00	-	-	265.00	9912	54.29	15.00
Prime Textile	100/50	16,900	76.50	78.75	-	-	78.75	9906	(22.09)	-
Quasem Silk	10/100	300	7.00	7.40	-	-	-	9909	0.12	-
Quasem Tex	10/50	-	-	6.00	-	-	-	9996	(5.51)	-
Rahim Textile	100/5	-	-	55.25	-	-	-	9906	(21.86)	-
STM	100/5	-	-	108.50	-	-	-	9912	(7.02)	-
Safko Spinn	100/50	-	-	89.00	-	-	90.00	9912	7.39	8.00
Saiham Tex	100/10	1,290	101.50	101.50	-	-	101.50	9906	17.35	10.00
Sajib Knit	100/50	4,200	68.50	68.50	-	-	69.00	9906	2.09	6.00
Sonargaon	100/50	150	78.75	81.00	-	-	82.00	9912	11.95	5.00
Sreepur Tex	100/50	600	40.25	40.25	-	-	42.50	9912	(6.51)	-
Stylecraft	100/5	-	-	610.00	-	-	-	9903	232.86	22.50
Tallu Spinning	100/10	-	-	92.25	-	-	-	9906	(9.57)	-
Tamijuddin	100/10	2,810	47.25	47.25	-	-	46.25	9906	(0.36)	-
Pharma & Chemical										
ACI	10/50	42,900	57.70	57.90	-	-	58.00	9912	3.60	3.00
Ambee Pharm	10/50	1,450	48.00	48.20	-	-	50.00	9912	7.44	2.50
BCIL	100/10	1,010	148.00	147.50	-	-	132.00	9806	12.85	10.00
Bangla Pro	100/5	-	-	110.00	-	-	-	9906	8.07	-
Beximco Infu	100/10	3,280	276.00	278.00	-	-	265.00	9912	47.77	15.00
Bx Pharma	10/50	328,050	69.40	69.00	-	-	69.10	9912	8.74	2.00
Bx Synth	100/20	6,460	175.50	174.25	-	-	174.00	9912	26.71	12.50
Glaxo Well	10/50	-	-	94.00	-	-	-	9912	5.02	3.25
Ibn Sina	100/10	20	212.00	211.75	-	-	190.00	9906	17.78	15.00
Imam Button	100/50	9,400	118.00	116.75	-	-	117.50	9906	7.51	8.00
JH Chemical	100/50	1,400	55.50	57.25	-	-	57.00	9712	-	-
Kohinoor	100/5	715	99.50	100.00	-	-	97.00	9406	(7.77)	-
Libra Pharma	100/20	120	206.50	215.00	-	-	250.50	9906	32.86	15.00
National Poly	100/10	310	207.75	208.75	-	-	221.25	9906	11.59	10.00
Orion Infusion	100/20	2,760	27.75	28.00	-	-	28.75	0006	(46.74)	-
Perfume Chem	100/50	15,200	65.50	63.75	-	-	62.50	9806	1.62	-
Petro Synth	10/50	-	-	10.60	-	-	-	9912	(14.91)	-
Pharma Aids	100/5	5	95.00	90.00	-	-	-	9806	(2.83)	-
Pharmaco	100/5	1,680	51.50	52.00	-	-	-	9906	(20.96)	-
Rahman Che	100/10	340	23.00	22.75	-	-	-	9812	(1.98)	-
Reckitt Bencki	10/50	150	78.50	78.30	-	-	78.30	9912	6.16	3.50
Renata	100/5	10	458.50	464.75	-	-	-	9912	50.94	25.00
Square Pharm	100/20	9,540	1,292.75	1,297.50	-	-	1,292.50	0003	167.26	65.00
TBL	100/5	-	-	48.00	-	-	32.00	9912	(323.88)	-
Wata Chemi	100/20	80	179.00	180.00	-	-	214.00	9912	14.09	12.50
Paper & Printing										
Azadi Printers	100/10	-	-	64.25	-	-	77.75	9906	3.62	-
Eagle Box	10/50	-	-	18.00	-	-	-	9906	(56.66)	-
MAQ Ent.	100/50	50	24.00	24.50	-	-	31.00	9612	12.24	-
MAQ Paper	100/20	40	48.00	49.25	-	-	72.00	9712	18.47	10.00
Monospool	100/5	30	64.00	64.00	-	-	67.00	9806	1.88	-
Padma Print	10/50	500	6.50	6.90	-	-	9.60	9912	(0.70)	-
Paper Pro	100/10	1,480	52.75	52.75	-	-	-	9812	3.42	5.00
Sonali Paper	10/50	-	-	8.80	-	-	11.10	9906	(5.53)	-
Services & Real Estate										
BD Hotel	10/50	-	-	-	-	-	-	9812	6.63	3.50
BD Services	10/50	-	-	-	-	-	-	9812	7.29	-
Eastern House	100/20	5,180	126.75	127.00	-	-	127.25	9907	14.64	12.00
Samorita Hosp	100/50	7,650	149.00	145.50	-	-	146.00	9906	2.60	-
Shine Pukur	100/50	36,050	80.50	81.25	-	-	81.00	9912	1.60	-
Miscellaneous										
Apex Foot	100/20	980	231.25	231.25	-	-	230.00	9912	12.02	10.00
Apex Tannery	100/10	4,560	165.00	165.00	-	-	165.75	9906	4.13	-
Aramit	10/50	7,850	54.10	54.40	-	-	54.40	9912	4.29	2.60
Aramit Cement	100/50	17,600	307.00	308.50	-	-	307.00	9912	10.71	7.00
BD Luggage	100/50	100	47.00	49.50	-	-	46.00	9606	-	-
BEXIMCO	10/100	6,400	53.30	53.40	-	-	53.30	9912	2.47	1.50
BSC	100/5	-	-	102.00	-	-	49.00	9806	(48.54)	-
Bata Shoe	10/100	1,000	115.90	115.90	-	-	-	9912	10.52	12.00
Bengal Fine	100/50	2,550	110.75	111.00	-	-	110.00	9906	1.39	-
Confidence	100/20	13,320	522.00	525.50	-	-	522.75	9906	37.08	25.00
Ctg Cement	100/5	3,600	1,500.75	1,514.00	-	-	1,510.00	9906	73.70	50.00
Excelsior	100/50	2,150	35.00	35.25	-	-	35.50	9809	(11.37)	-
Fu-Wang Cera	100/50	37,350	274.25	266.50	-	-	270.00	9906	18.36	15.00
GQ Ball Pen	10/50	1,650	77.20	77.50	-	-	78.00	9912	9.63	4.00
Highspeed	100/5	-	-	61.00	-	-	-	9906	(13.13)	-
Himadri	10/100	-	-	6.60	-	-	-	9812	0.71	-
Legacy Foot.	10/500	304,500	10.20	9.90	-	-	9.90	9912	(1.42)	-
Lexco	100/10	340	120.00	120.50	-	-	145.00	9912	(39.43)	-
Mark Bd.	100/50	1,700	24.50	25.00	-	-	26.50	0006	(23.15)	-
Meghna Cem	100/50	36,850	421.75	419.50	-	-	416.25	9912	31.52	11.00
Miracle Ind	10/500	135,000	14.80	14.80	-	-	14.90	9906	0.86	-
Monno Cera	100/5	115	359.50	359.75	-	-	370.75	9906	24.14	25.00
Niloy Cement	100/50	102,050	278.00	281.50	-	-	276.25	9906	2.74	-
Paragon Leath	100/50	950	44.00	44.00	-	-	44.25	9906	2.05	-
Phoenix Leath	100/5	-	-	260.00	-	-	-	9706	(439.05)	-
Rose Heaven	10/500	92,000	23.90	24.30	-	-	23.80	9806	1.13	1.00
Samata Leathe	100/50	23,950	88.00	88.25	-	-	88.50	9906	3.80	7.00
Savar Refract.	100/5	50	45.75	45.75	-	-	-	9906	0.41	-
Sinobangla Ind	10/500	305,500	16.20	16.30	-	-	16.30	9910	1.16	0.50
Standard Cera	100/50	250	152.00	151.50	-	-	150.00	9806	(23.28)	7.50
Texpick Ind.	100/10	-	-	46.75	-	-	-	9906	(12.28)	-
The Engineers	100/5	-	-	101.00	-	-	-	9808	78.59	10.00
Usmania Glas	100/5	105	354.00	353.75	-	-	350.00	9906	(32.89)	10.00
Insurance										
BGIC	100/10	180	242.75	241.00	-	-	235.00	9912	15.40	15.00
Central Ins	100/10	40	140.00	145.00	-	-	160.00	9912	20.05	15.00
Delta Life Ins	100/5	130	540.50	543.00	-	-	350.00	9912	-	36.00
Eastern Ins	100/20	-	-	143.25	-	-	204.00	9912	17.14	15.00
Eastland Ins	100/20	20	145.00	145.00	-	-	155.00	9912	24.45	15.00
Federal Ins	100/50	50	118.25	120.25	-	-	125.00	9812	6.08	12.00
Green Delta	100/10	-	-	490.00	-	-	415.00	9912	53.30	35.00
Janata Ins	100/20	280	145.50	140.00	-	-	137.00	9812	29.49	25.00
Karnaphuli	100/20	20	128.25	133.25	-	-	-	9912	16.21	15.00
National Life	100/50	50	285.00	285.00	-	-	260.00	9912	-	25.00
People Ins.	100/10	-	-	430.00	-	-	301.00	9912	32.06	22.00
Phoenix Ins	100/20	40	231.50	232.75	-	-	180.00	9912	34.72	22.00
Pragati Ins	100/10	80	422.00	424.50	-	-	430.00	9912	47.64	30.00
Purabi Ins	100/50	350	104.25	101.00	-	-	-	9812	5.07	5.00
Reliance Ins	100/50	-	-	350.25	-	-	360.00	9912	53.16	30.00
Rupali Ins	100/20	20	173.50	182.00	-	-	190.00	9912	30.23	15.00
Sandhani Life	100/50	50	139.50	139.50	-	-	139.00	9812	-	10.00
United Ins	100/10	120	245.50	245.00	-	-	-	9912	35.82	22.00

FV/ML = Face Value/Market Lot, Vol = Volume, EPS = Earning Per Share, DPS = Dividend Per Sh

DEBENTURE

Name	Year of Float	Date of Maturity	Interest Due	FV/ML Tk/Nos	Closing Price DSE Tk	Closing Price CSE Tk
Aramit Cement	1998	September, 2008	Mar, Sep	2500/2	1,736.75	
BD Luggage	1996	September 5, 2003	Mar, Sep	1400/2	1,150.00	
BD Welding	1999	July 15, 2006	Jul, Jan	2500/2		
BD Zipper	1995	August 1, 2002	Feb, Aug	1000/2		
Beximco Denims	1995	July 10, 2005	Jan, Jul	1784/2		
Beximco Fisheries	1994	May 1, 2004	Jan, Jul	1714.26/1		
Beximco Infusion	1992	October 31, 2000	Oct, Apr	300/2		
Beximco Synthetics	1993	September 1, 2003	Mar, Sep	1068/2		
Beximco Textile	1995	July 1, 2005	Jan, Jul	1784/2		
Beximco Knitting	1994	July 1, 2004	Jan, Jul	1368/2	1,240.00	

COMPANY CALENDAR

Company	Declaration Year End	Declaration Div/ Bon/ Rght	Book Closure From	Book Closure To	AGM/EGM Date & Time	AGM/EGM Venue
AB Bank	9912	12.5%	19/10/2000	26/10/2000	26/10/2000 11:30 a	Ramna, Dhaka.
National Bank	9912	20%	20/10/2000	18/11/2000	18/11/2000 3:30 pm	Kawran Bazar
Mithun Knitting	200006	12%	24/10/2000	21/11/2000	21/11/2000 3:50 pm	Reg. Off, Chuadanga
Bangas Ltd	200006	15%	24/10/2000	21/11/2000	21/11/2000 2:30 pm	Reg. Off, Chuadanga
1st BSRS	200006	6%	26/10/2000	09/11/2000		
Style Craft	200003	25%	26/10/2000	11/09/2000	9/11/2000 3:pm	Hotel Purbani
Federal Ins	9912	10%	5/11/2000	25/11/2000	25/11/2000 11:a m	BCIC Audi
Al- Arafa Bank	9912	12%	3/11/2000	21/11/2000	21/11/2000 11:am	Eng. Institute
Apex Tannery	200006	12%	2/11/2000	26/11/2000	26/11/2000 3: pm	Gulshan Youth Club
Sandhani Life	9912	12%	4/12/2000	18/12/2000	18/12/2000 10: am	Party Palace Com
Monno Ceramic	200006	20%	02/11/2000	20/11/2000	20/11/2000 9: am	Gulshan Youth Club
EHL	200007	10%	19/11/2000	18/12/2000	18/12/2000 11: am	Officer's Club

Prepared by The Daily Star in collaboration with Securities Consultants Limited

What's on today....

Open discussion : An open discussion will be held at the opening ceremony of the 5th Dhaka Metropolitan Conference of Bangladesh Chhatra Federation. Venue: Swoparjito Shwadhinata Chattar, DU campus. Time : 11.30 pm.

Documentary film session: Bangladesh Short Film Forum will screen *Afrique* and *What Should We Do without Death*. Venue: Goethe Institut, House No 10, Rd No 9, Dhanmondi R/A. Time : 5:30 pm and 7:00 pm.

.....and tomorrow

Reception : Dhaka University contingent of BNCC will hold a function to welcome new cadets and bid farewell to outgoing members. Blazers will be handed over to the best cadets at the ceremony. Venue: TSC centre at DU. Time : 3.30 pm.

Weather

Light rain likely