The Daily Star BUSINESS

DHAKA, TUESDAY, OCTOBER 10, 2000

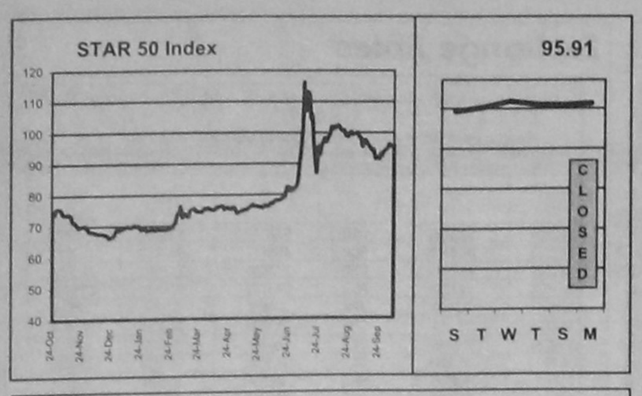

Fifty companies have been chosen for calculation of the **STAR 50 Index** based on their market capitalisation, liquidity, free float and corporate track record. The **Base Period** for the Index is **August 10, 1998**. The calculation has been done according to the widely used International Finance Corporation formula.

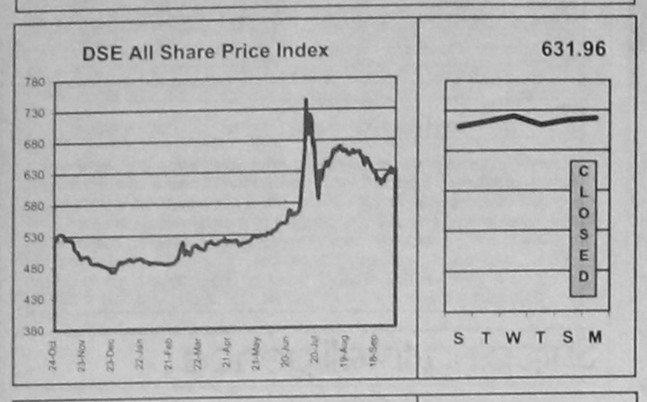

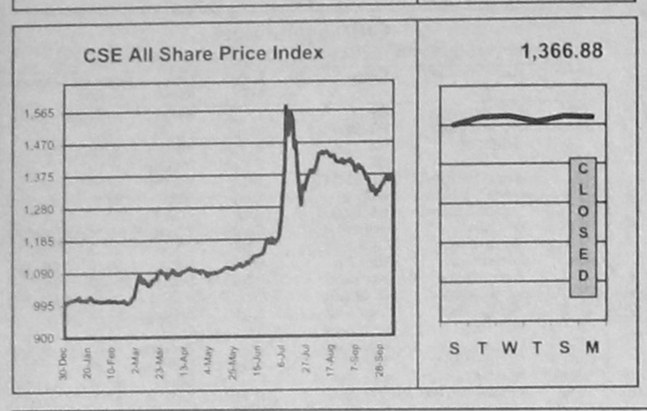

DAY'S MARKET
October 9, 2000

	DSE	CSE
All Share Price Index	631.96	1,366.88
Change in Index (pts)	1.50	(2.04)
Change in Index (%)	0.24%	-0.15%
Market Capitalisation (cr Tk)	5,998.21	5,353.68
Market Capitalisation (mil US$)	1,110.78	991.42
Turnover Volume ('000)	2,399	1,175
Turnover Value (cr Tk)	14.79	6.02
No. of Issues Traded	111	54
No. of Issues Gained	54	28
No. of Issues Incurred Loss	43	20
No. of Issues Unchanged	14	6
Price Earning Ratio (x)	8.86	9.00
Dividend Yield (%)	5.87	5.85

DAY'S MARKET LEADERS

TURNOVER LEADERS

DSE	Vol '000	Value Tkm	CSE	Vol '000	Value Tkm
1 Beximco Pharma	733	46.26	1 Beximco Pharma	417	26.44
2 ACI	187	10.46	2 Shine Pukur	119	9.79
3 Shine Pukur	118	9.65	3 ACI	94	5.27
4 Ctg. Cement	6	8.39	4 NBL	22	4.02
5 Meghna Shrimp	57	7.31	5 Prime Tex	40	3.24
6 Beximco Synt	29	4.89	6 Sinobangla	170	2.58
7 Fu-Wang Cera	16	3.93	7 Ctg. Cement	1	1.64
8 Niloy Cement	18	3.73	8 Fu-Wang Food	84	1.28
9 NBL	17	3.09	9 BEXIMCO	23	1.19
10 Prime Tex	38	3.06	10 Meghna Cemnt	2	0.96

CAPITAL GAINERS

DSE	Vol '000	Change %	CSE	Vol '000	Change %
1 Quasem Tex	4.00	15.15	1 Mita Tex	2.40	6.01
2 Dulamia Cotton	0.50	9.82	2 Alltex Ind	4.40	2.86
3 Apex Footwear	0.06	8.47	3 Eastern Cables	0.19	2.69
4 Padma Tex	1.18	3.71	4 Beximco Synt	0.62	2.40
5 Mita Tex	14.38	3.43	5 Monno Fab	0.40	2.36
6 Prime Bank	1.35	3.13	6 Perfume Chemi	0.05	1.83
7 Kamaphuli Ins	0.02	3.08	7 Meghna Cemnt	2.45	1.69
8 BGIC	0.10	2.94	8 Meghna Shrimp	4.22	1.58
9 Wata Chemi	0.14	2.86	9 GQ Ball Pen	0.40	1.32
10 Beximco Synt	28.98	2.74	10 Rahima Food	0.75	1.30

CAPITAL LOSERS

DSE	Vol '000	Change %	CSE	Vol '000	Change %
1 Rahman Chemi	0.01	(10.00)	1 Islami Bank	0.00	(6.96)
2 Dhaka Vege	0.12	(6.84)	2 Tripti Industry	0.10	(6.56)
3 Islami Bank	0.02	(6.17)	3 Beximco Tex	0.35	(4.45)
4 Olympic	3.78	(4.75)	4 Sinobangla	170.00	(3.18)
5 MAQ Paper	0.02	(4.35)	5 Chittagong Vege	0.16	(2.89)
6 Zeal Bangla	0.70	(4.29)	6 BATBC	0.05	(2.80)
7 Modern Dyeing	0.90	(3.79)	7 NBL	21.90	(2.39)
8 Tripti Industry	1.51	(3.49)	8 Apex Weaving	9.90	(1.50)
9 NBL	16.88	(3.30)	9 Fu-Wang Food	84.00	(1.30)
10 Shampur Sugar	2.70	(3.13)	10 Tamijuddin Tex	0.20	(1.05)

LEAGUE TABLE

Company Name	FV/ML	Market Performance: Dhaka Stock Exchange						Chittagong Stock Exchange				AGM		Financial Performance					
		Vol	Day's High	Day's Low	Day's Closing	Prev. Closing	Net Chg	Vol	Day's Closing	Prev. Closing	Net Chg	Year End	Date	EPS	P/E	DPS	Yield	NAV per Share	Price/ NAV
	Tk/nos	nos	Tk	Tk	Tk	Tk	Tk	nos	Tk	Tk	Tk	YM	D/M/Y	Tk	x	Tk	%	Tk	x
Banks																			
AB Bank	100/5	6,520	135.50	131.50	134.25	133.50	0.75	-	-	125.00	-	9812	18/12/99	21.57	6.22	-	-	177.02	0.76
Al Arafa	1000/1	90	1,218.50	1,203.00	1,214.50	1,206.00	8.50	-	-	1,220.00	-	9812	23/8/99	210.82	5.76	150.00	12.35	1,220.00	1.00
Al Baraka Bank	1000/1	-	-	-	-	1,215.00	-	-	-	-	-	9812	16/9/99	293.91	4.13	-	-	1,129.00	1.08
City Bank	100/5	-	-	-	-	152.75	-	-	-	115.00	-	9812	20/11/99	25.55	5.98	-	-	264.45	0.58
Dhaka Bank	100/50	2,400	152.00	150.00	150.50	150.00	0.50	-	-	148.00	-	9912	21/6/00	34.30	4.39	25.00	16.61	122.63	1.23
EBL	100/20	-	-	-	-	172.50	-	-	-	-	-	9812	30/8/00	38.48	4.48	10.00	5.80	224.48	0.77
IDLC	100/20	360	520.00	508.00	516.00	515.50	0.50	-	-	460.00	-	9912	21/5/00	37.31	13.83	27.50	5.33	234.02	2.20
IFIC Bank	100/5	790	122.75	116.00	120.50	122.75	(2.25)	-	-	139.00	-	9612	5/7/99	23.34	5.16	-	-	196.22	0.61
Islami Bank	1000/1	24	3,030.00	2,775.00	2,891.75	3,081.75	(190.00)	3	2,853.50	3,067.00	(213.50)	9912	24/8/00	362.19	8.51	210.00	6.81	4,486.00	0.69
NBL	100/20	16,880	191.75	182.25	183.00	189.25	(6.25)	21,900	183.75	188.25	(4.50)	9812	4/12/99	60.57	3.02	-	-	319.37	0.57
NCC Bank	100/50	6,100	119.75	117.00	117.25	117.25	-	250	116.25	115.50	0.75	9906	-	18.30	6.41	-	-	160.34	0.73
Prime Bank	100/50	1,350	275.50	268.50	271.75	263.50	8.25	-	-	216.50	-	9912	14/3/00	51.48	5.28	30.00	11.04	167.12	1.63
Pubali Bank	100/5	-	-	-	-	117.50	-	-	-	115.00	-	9912	30/9/00	124.83	0.94	-	-	502.62	0.23
Rupali Bank	100/10	10	77.00	77.00	77.00	79.00	(2.00)	-	-	75.00	-	9812	11/3/00	(5.96)	-	-	-	143.22	0.54
Southeast Bank	100/50	6,050	125.75	124.00	124.25	125.00	(0.75)	-	-	122.75	-	9912	17/9/00	28.49	4.36	15.00	12.07	130.60	0.95
UCBL	100/5	-	-	-	-	90.00	-	-	-	78.00	-	9712	27/8/97	33.71	2.67	-	-	215.44	0.42
ULC	100/20	-	-	-	-	700.00	-	-	-	-	-	9912	18/5/00	117.01	5.98	27.00	3.66	502.60	1.39
Uttara Bank	100/5	5,620	118.00	110.00	110.00	111.75	(1.75)	-	-	-	-	9812	6/12/99	22.19	4.96	-	-	558.69	0.20
Uttara Finance	100/50	2,250	205.75	202.00	203.50	202.25	1.25	-	-	203.00	-	9912	20/6/00	23.46	8.67	15.00	7.37	115.16	1.77
Investment																			
1st BSRS MF	100/50	500	71.50	71.00	71.00	71.50	(0.50)	-	-	71.00	-	9612	-	-	-	-	-	100.00	0.71
1st ICB MF	100/5	-	-	-	-	1,530.00	-	-	-	1,050.00	-	9906	4/11/99	251.63	6.08	100.00	6.54	541.38	2.83
2nd ICB MF	100/5	-	-	-	-	361.25	-	-	-	378.00	-	9906	4/11/99	44.95	8.04	32.00	8.86	156.52	2.31
3rd ICB MF	100/5	-	-	-	-	375.00	-	-	-	335.00	-	9906	4/11/99	37.54	9.99	38.00	10.13	237.32	1.58
4th ICB MF	100/10	-	-	-	-	370.00	-	-	-	320.00	-	9906	4/11/99	42.36	8.73	35.00	9.46	178.01	2.08
5th ICB MF	100/10	20	205.00	203.00	204.00	199.25	4.75	-	-	238.00	-	9906	4/11/99	17.35	11.76	20.00	9.80	129.82	1.57
6th ICB MF	100/10	-	-	-	-	141.00	-	-	-	135.00	-	9906	4/11/99	8.45	16.69	15.00	10.64	125.55	1.12
7th ICB MF	100/50	-	-	-	-	132.00	-	-	-	140.00	-	9906	4/11/99	13.11	10.07	13.00	9.85	118.53	1.11
8th ICB MF	100/50	-	-	-	-	117.00	-	-	-	115.00	-	9906	4/11/99	13.21	8.86	12.00	10.26	117.81	0.99
AIMS 1st MF	1/2500	135,000	1.07	1.06	1.06	1.06	-	135,000	1.07	1.08	(0.01)	-	-	-	-	-	-	1.00	1.06
ICB	100/5	5	145.00	145.00	145.00	144.00	1.00	-	-	637.50	-	9906	4/11/99	21.61	6.71	7.00	4.83	297.35	0.49
Engineering																			
Aftab Automobile	100/5	405	243.00	242.00	242.00	240.25	1.75	-	-	232.00	-	9908	23/12/99	27.79	8.71	16.00	6.61	249.59	0.97
Anwar Galvanizing	100/50	100	161.00	161.00	161.00	160.25	0.75	-	-	160.00	-	9906	30/3/00	14.36	11.21	10.00	6.21	117.36	1.37
Atlas Bangladesh	10/50	200	139.00	138.00	138.40	138.90	(0.50)	-	-	-	-	9906	30/12/99	19.31	7.17	11.00	7.95	85.78	1.61
Aziz Pipe	100/5	180	342.00	337.50	340.00	341.00	(1.00)	30	350.00	350.00	-	9912	14/9/00	(31.79)	-	-	-	557.70	0.61
BD Autocars	100/5	-	-	-	-	42.00	-	-	-	40.00	-	9706	30/12/97	11.69	3.59	-	-	130.72	0.32
BD Lamps	100/5	105	605.50	600.00	602.00	603.00	(1.00)	-	-	580.00	-	9912	25/9/00	9.11	66.08	15.00	2.49	242.62	2.48
BD Thai Aluminum	100/10	60	268.00	267.00	267.25	270.00	(2.75)	-	-	352.50	-	9912	28/9/00	20.44	13.07	20.00	7.48	278.27	0.96
BEMCO	100/10	-	-	-	-	31.00	-	-	-	-	-	9712	30/12/98	(30.96)	-	-	-	76.67	0.40
Bengal Steel	10/50	-	-	-	-	1,113.70	-	-	-	-	-	9912	25/9/00	(1.56)	-	-	-	(87.06)	-
Eastern Cables	100/5	2,700	135.00	132.50	132.75	132.50	0.25	190	133.50	130.00	3.50	9906	12/6/00	8.15	16.29	10.00	7.53	173.16	0.77
Karim Pipe	100/5	-	-	-	-	45.00	-	-	-	-	-	9812	23/12/99	(103.96)	-	-	-	106.73	0.42
Kay & Que	100/50	400	104.25	103.50	103.75	105.25	(1.50)	-	-	107.00	-	9912	28/9/00	1.61	64.44	-	-	112.31	0.92
Metalex Corp.	100/5	-	-	-	-	109.75	-	-	-	-	-	9506	24/4/96	(562.54)	-	-	-	(3,101.00)	-
Monno Jute Stafflier	100/5	50	276.50	276.25	276.25	276.25	-	-	-	-	-	9912	25/9/00	(20.65)	-	10.00	3.62	203.61	1.36
Monno Jutex	100/5	-	-	-	-	650.00	-	-	-	-	-	9906	28/11/99	103.04	6.31	50.00	7.69	745.08	0.87
National Tubes	100/10	-	-	-	-	582.50	-	-	-	-	-	9906	27/4/00	147.00	3.96	35.00	6.01	104.84	5.56
Olympic Industries	100/5	3,780	105.00	99.00	100.25	105.25	(5.00)	-	-	106.50	-	9703	22/12/97	19.22	5.22	20.00	19.95	184.61	0.54
Quasem Drycell	10/50	-	-	-	-	17.90	-	-	-	18.00	-	9906	23/12/99	1.11	16.13	1.00	5.59	28.42	0.63
Rangpur Foundry	10/500	77,500	20.40	20.20	20.20	20.30	(0.10)	2,000	20.30	20.40	(0.10)	9912	6/7/00	1.39	14.53	1.50	7.43	12.11	1.67
Renwick Jajneswar	100/5	-	-	-	-	33.00	-	-	-	-	-	9906	28/12/99	(66.18)	-	-	-	100.89	0.33
Singer Bangladesh	100/5	115	1,288.00	1,281.00	1,283.50	1,280.50	3.00	-	-	-	-	9912	27/5/00	64.69	19.84	50.00	3.90	170.74	7.52
Wonderland Toys	100/50	150	40.00	39.50	39.50	40.00	(0.50)	200	40.25	40.00	0.25	9906	30/12/99	(12.87)	-	-	-	74.90	0.53
Food & Allied																			
AB Biscuit	100/5	-	-	-	-	183.50	-	-	-	-	-	9506	30/12/95	(26.78)	-	-	-	238.76	0.77
AMCL (Pran)	100/10	1,530	466.00	456.75	459.50	459.75	(0.25)	-	-	463.50	-	9906	9/12/99	41.33	11.12	20.00	4.35	237.58	1.93
Alpha Tobacco	10/50	1,300	62.10	61.00	61.20	61.20	-	-	-	43.10	-	9909	29/3/00	5.00	12.24	4.25	6.94	78.71	0.78
Amam Sea Food	100/5	-	-	-	-	300.25	-	-	-	-	-	9906	30/11/99	(44.72)	-	-	-	(26.71)	-
Apex Food	100/5	1,780	490.00	470.00	475.75	471.50	4.25	-	-	472.00	-	9906	29/11/99	(50.16)	-	-	-	626.66	0.76
BATBC	10/50	5,400	106.50	105.50	106.40	105.50	0.90	50	104.00	107.00	(3.00)	9912	19/6/00	5.92	17.97	4.00	3.76	40.87	2.60
BD Plantation	100/5	-	-	-	-	456.00	-	-	-	-	-	9906	3/12/99	(256.12)	-	-	-	302.11	1.51
BLTC	100/5	-	-	-	-	465.00	-	-	-	-	-	9912	9/8/00	31.99	14.54	27.50	5.91	1,501.20	0.31
Bangas	100/5	195	193.25	189.00	189.75	191.75	(2.00)	-	-	-	-	9906	3/12/99	20.19	9.40	15.00	7.91	151.49	1.25
Bengal Biscuit	100/20	1,080	67.25	67.00	67.00	67.50	(0.50)	1,200	67.25	67.50	(0.25)	9906	25/6/00	(2.74)	-	5.00	7.46	228.70	0.29
Beximco Fisheries	100/20	1,620	91.75	90.00	90.75	89.25	1.50	-	-	90.00	-	9912	25/6/00	8.00	11.34	5.00	5.51	138.99	0.65
Bionic Seafood	10/500	52,500	14.20	13.90	13.90	14.00	(0.10)	-	-	-	-	9912	17/8/00	1.73	8.03	1.00	7.19	13.53	1.03
Chittagung Vegetable	100/10	610	95.00	92.50	93.00	94.25	(1.25)	160	92.25	95.00	(2.75)	9906	30/12/99	(1.08)	-	8.00	8.60	225.49	0.41
Dhaka Fisheries	100/50	1,100	116.75	115.00	115.75	114.50	1.25	-	-	117.50	-	9906	23/12/99	3.78	30.62	5.00	4.32	115.78	1.00
Dhaka Vegetable	100/5	120	27.25	27.25	27.25	29.25	(2.00)	-	-	-	-	9506	10/9/97	(5.33)	-	-	-	108.80	0.25
EL Cameliia	100/5	-	-	-	-	1,600.00	-	-	-	-	-	9912	16/9/00	30.58	52.32	-	-	231.09	6.92
Fu-Wang Food	10/500	156,000	15.40	15.10	15.10	15.30	(0.20)	84,000	15.20	15.40	(0.20)	9909	-	0.53	28.49	-	-	10.82	1.40
Gachihata	100/50	1,600	40.75	39.75	40.00	40.00	-	650	40.25	40.50	(0.25)	9906	22/12/99	(14.85)	-	-	-	117.55	0.34
Gemini Sea Food	100/5	-	-	-	-	136.75	-	-	-	-	-	9909	26/12/99	(41.17)	-	-	-	108.50	1.26
Gulf Foods	100/50	500	110.50	109.00	109.25	109.50	(0.25)	-	-	105.00	-	9906	28/12/99	14.58	7.49	10.00	9.15	104.17	1.05
Hill Plantation	100/5	-	-	-	-	700.00	-	-	-	-	-	9906	3/12/99	(70.29)	-	-	-	360.43	1.94
Meghna Shrimp	100/20	57,360	129.75	127.00	127.50	127.00	0.50	4,220	128.25	126.25	2.00	9812	26/12/99	10.54	12.10	12.00	9.41	113.23	1.13
Meghna Vegetable Oil	100/50	650	73.00	71.00	71.75	72.50	(0.75)	-	-	73.00	-	9906	30/12/99	(91.25)	-	-	-	42.76	1.68
Modern Industries	100/5	-	-	-	-	58.00	-	-	-	-	-	9912	17/6/00	(103.74)	-	-	-	(68.31)	-
Mona Food	100/50	2,200	72.25	71.25	71.75	71.75	-	600	71.00	71.50	(0.50)	9906	30/12/99	0.87	82.47	-	-	110.11	0.65
NTC	100/5	-	-	-	-	650.00	-	-	-	600.00	-	9912	7/5/00	(43.32)	-	17.50	2.69	347.96	1.87
Pabeya Flour	10/50	-	-	-	-	8.10	-	-	-	-	-	9812	16/9/99	1.28	6.33	-	-	9.21	0.88
Panima Food Corp	100/50	8,100	60.00	58.50	59.00	58.25	0.75	750	58.25	57.50	0.75	9906	30/12/99	(10.24)	-	-	-	109.11	0.54
Raspit Food	10/500	41,000	14.90	14.60	14.60	14.80	(0.20)	-	-	14.50	-	9712	20/4/00	1.06	13.77	1.10	7.53	19.07	0.77
Rupon Oil	10/100	-	-	-	-	16.00	-	-	-	14.00	-	9706	12/8/98	0.11	145.45	-	-	32.14	0.50
Shyampur Sugar Mills	10/100	2,700	3.20	3.10	3.10	3.20	(0.10)	-	-	-	-	9906	16/9/00	(15.12)	-	-	-	10.00	0.31
Tripti Industries	100/5	1,505	55.75	55.00	55.25	57.25	(2.00)	100	57.00	61.00	(4.00)	9608	-	4.74	11.66	10.00	18.10	110.00	0.50
Tulip Dairy	100/10	-	-	-	-	104.50	-	-	-	-	-	9906	5/4/00	(15.98)	-	-	-	(124.20)	-
Yousuf Flour	10/50	-	-	-	-	13.00	-	-	-	-	-	9906	29/12/99	0.01	1,300	-	-	(2.27)	-
Zeal Bangla	10/50	700	6.80	6.70	6.70	7.00	(0.30)	-	-	-	-	9806	10/10/99	(2.72)	-	-	-	10.85	0.62
Fuel & Power																			
BD Welding	10/500	31,500	10.20	10.10	10.10	10.20	(0.10)	11,000	10.20	10.20	-	9812	-	0.31	32.58	-	-	13.70	0.74
BOC	10/50	1,750	116.00	115.00	115.30	115.40	(0.10)	-	-	115.00	-	9909	5/2/00	9.60	12.01	4.00	3.47	53.68	2.15
Eastern Lubricant	10/50	-	-	-	-	165.00	-	-	-	-	-	9906	11/3/00	5.04	32.74	2.50	1.52	44.95	3.67
National Oxyg	100/10	-	-	-	-	27.00	-	-	-	73.00	-	9606	30/6/97	(110.86)	-	-	-	(337.60)	-
Padma Oil	10/50	-	-	-	-	156.00	-	-	-	156.00	-	9906	23/3/00	19.57	7.97	5.00	3.21	95.14	1.64
Jute																			
Ahad Jute	100/10	-	-	-	-	100.00	-	-	-	-	-	9906	26/12/99	2.71	36.90	-	-	103.64	0.96
Islam Jute	100/5	-	-	-	-	104.75	-	-	-	-	-	9906	29/12/99	(329.62)	-	-	-	802.09	0.13
Jute Spinners	100/5	-	-	-	-	149.50	-	-	-	-	-	9906	30/3/00	6.11	24.47	-	-	553.43	0.27
Mutual Jute	100/5	-	-	-	-	143.00	-	-	-	-	-	9906	26/12/99	(35.18)	-	-	-	3,586.10	0.04
Northern Jute	10/200	2,000	14.30	14.10	14.20	14.10	0.10	-	-	-	-	9906	7/12/99	(3.50)	-	-	-	6.95	2.04
Saleh Carpet	10/200	8,600	2.80	2.80	2.80	2.80	-	-	-	-	-	9712	30/9/98	(12.81)	-	-	-	(104.30)	-
Sonali Aish	100/5	-	-	-	-	188.00	-	-	-	-	-	9906	23/12/99	93.23	2.02	-	-	257.25	0.73
Textile																			
A. Hai Textile	10/50	-	-	-	-	10.00	-	-	-	-	-	9906	29/12/99	(0.13)	-	-	-	86.07	0.12
Alltex Industries	100/50	30,700	82.25	80.00	80.50	79.50	1.00	4,400	81.00	78.75	2.25	9906	23/12/99	12.27	6.56	-	-	135.08	0.60
Anlima Yarn Dyeing	100/50	1,950	118.50	117.50	117.75	117.00	0.75	-	-	115.25	-	9906	9/12/99	17.96	6.56	12.00	10.19	111.19	1.06
Apex Spinning	100/20	300	140.00	139.75	139.75	139.50	0.25	-	-	135.00	-	9903	29/11/99	25.78	5.42	10.00	7.16	168.35	0.83

LEAGUE TABLE

Company Name	FV/ML	Market Performance: Dhaka Stock Exchange						Chittagong Stock Exchange				AGM		Financial Performance					
		Vol	Day's High	Day's Low	Day's Closing	Prev. Closing	Net Chg	Vol	Day's Closing	Prev. Closing	Net Chg	Year End	Date	EPS	P/E	DPS	Yield	NAV per Share	Price/ NAV
	Tk/nos	nos	Tk	Tk	Tk	Tk	Tk	nos	Tk	Tk	Tk	YM	D/M/Y	Tk	x	Tk	%	Tk	x
Pharma & Chemical																			
ACI	10/50	186,500	56.60	55.60	56.10	55.20	0.90	93,550	56.30	55.60	0.70	9912	22/6/00	3.60	15.58	3.00	5.35	31.45	1.78
Ambee Pharma	10/50	750	48.80	48.50	48.60	49.10	(0.50)	-	-	47.20	-	9912	30/9/00	7.44	6.53	2.50	5.14	15.45	2.95
BCIL	100/10	260	145.00	140.00	143.00	145.00	(2.00)	-	-	132.00	-	9806	17/12/98	12.85	11.13	10.00	6.99	146.68	0.97
Bangla Process	100/5	-	-	-	-	110.00	-	-	-	-	-	9906	30/12/99	8.07	13.63	-	-	101.57	1.08
Beximco Infusions	100/10	3,840	271.00	265.50	267.75	265.50	2.25	-	-	279.00	-	9912	17/6/00	47.77	5.60	15.00	5.60	230.48	1.16
Beximco Pharma	10/50	733,200	63.50	62.50	63.10	61.90	1.20	417,050	63.40	62.70	0.70	9912	28/6/00	8.74	7.22	2.00	3.17	78.06	0.81
Beximco Synthetics	100/20	28,980	170.50	165.00	168.75	164.25	4.50	620	171.00	167.00	4.00	9912	25/6/00	26.71	6.32	12.50	7.41	169.98	0.99
Glaxo Bangladesh	10/50	-	-	-	-	100.00	-	-	-	-	-	9912	7/5/00	5.02	19.92	3.25	3.25	47.28	2.12
Ibn Sina	100/10	50	210.00	210.00	210.00	210.00	-	-	-	190.00	-	9906	23/3/00	17.78	11.81	15.00	7.14	113.16	1.86
Imam Button	100/50	1,750	110.25	109.00	109.50	109.00	0.50	250	109.25	110.00	(0.75)	9906	30/12/99	7.51	14.58	8.00	7.31	100.83	1.09
JH Chemical	100/50	-	-	-	-	59.00	-	-	-	56.25	-	9712	-	-	-	-	-	100.00	0.59
Kohinoor Chemicals	100/5	-	-	-	-	76.25	-	-	-	97.00	-	9406	27/2/96	(7.77)	-	-	-	(270.20)	-
Libra Pharma	100/20	20	230.00	230.00	230.00	231.00	(1.00)	-	-	250.50	-	9906	9/12/99	32.86	7.00	15.00	6.52	397.23	0.58
National Polymer	100/10	1,190	227.75	222.25	225.00	223.25	1.75	-	-	221.25	-	9906	26/4/00	11.59	19.41	10.00	4.44	141.76	1.59
Orion Infusion	100/20	6,680	30.50	30.00	30.00	30.25	(0.25)	-	-	29.50	-	0006	27/07/00	(46.74)	-	-	-	(36.47)	(0.83)
Perfume Chemical	100/50	400	54.25	54.00	54.00	55.50	(1.50)	50	55.50	54.50	1.00	9712	30/4/98	1.62	33.33	-	-	108.11	0.50
Petro Synthetic	10/50	-	-	-	-	10.60	-	-	-	-	-	9912	30/9/00	(14.91)	-	-	-	(85.78)	-
Pharma Aids	100/5	-	-	-	-	100.00	-	-	-	-	-	9806	27/12/98	(2.83)	-	-	-	114.78	0.87
Pharmaco	100/5	700	54.00	53.25	53.50	54.00	(0.50)	-	-	-	-	9906	30/3/00	(20.96)	-	-	-	104.16	0.51
Rahman Chemicals	100/10	10	24.75	24.75	24.75	27.50	(2.75)	-	-	-	-	9812	30/9/99	(1.98)	-	-	-	100.00	0.25
Reckitt & Colman	10/50	-	-	-	-	78.80	-	-	-	76.30	-	9912	25/5/00	6.16	12.79	3.50	4.44	31.20	2.53
Renata	100/5	-	-	-	-	455.00	-	-	-	-	-	9912	5/7/00	50.94	8.93	25.00	5.49	661.84	0.69
Square Pharma	100/20	760	1,090.00	1,074.00	1,077.50	1,072.75	4.75	60	1,076.00	1,064.00	12.00	0003	21/09/00	167.26	6.44	65.00	6.03	1,011.26	1.07
TBL	100/5	-	-	-	-	48.00	-	-	-	32.00	-	9912	30/9/00	(323.88)	-	-	-	(1,116.00)	-
Wata Chemicals	100/20	140	180.00	180.00	180.00	175.00	5.00	-	-	214.00	-	9912	14/8/00	14.09	12.78	12.50	6.94	185.77	0.97
**Paper & Print