STAR 50 Index

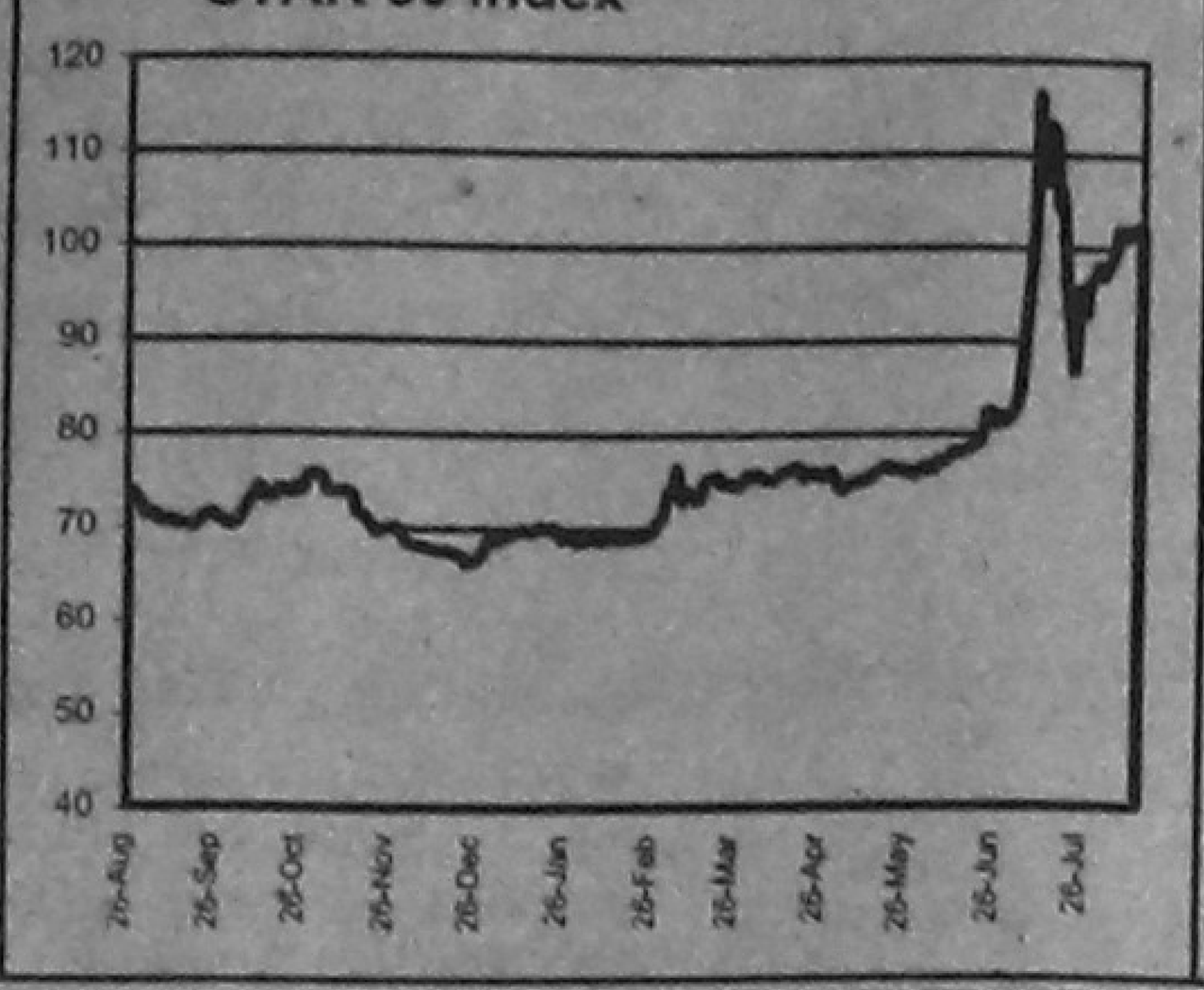

102.07

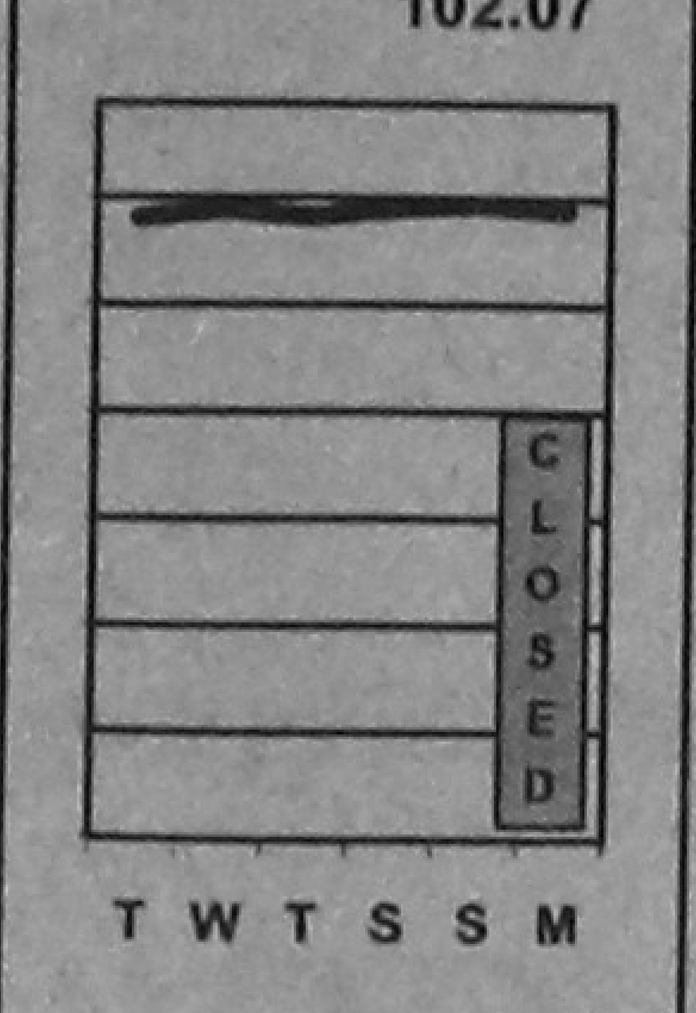

Fifty companies have been chosen for calculation of the **STAR 50 Index** based on their market capitalisation, liquidity, free float and corporate track record. The **Base Period** for the Index is **August 10, 1998**. The calculation has been done according to the widely used International Finance Corporation Formula.

DSE All Share Price Index

669.18

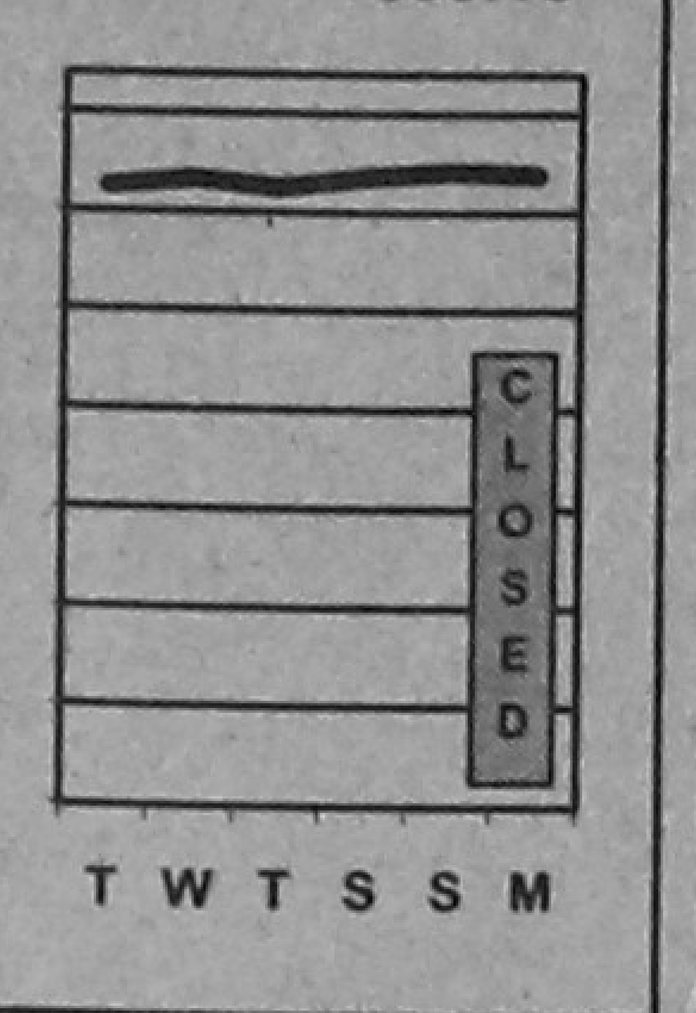

CSE All Share Price Index

1,439.59

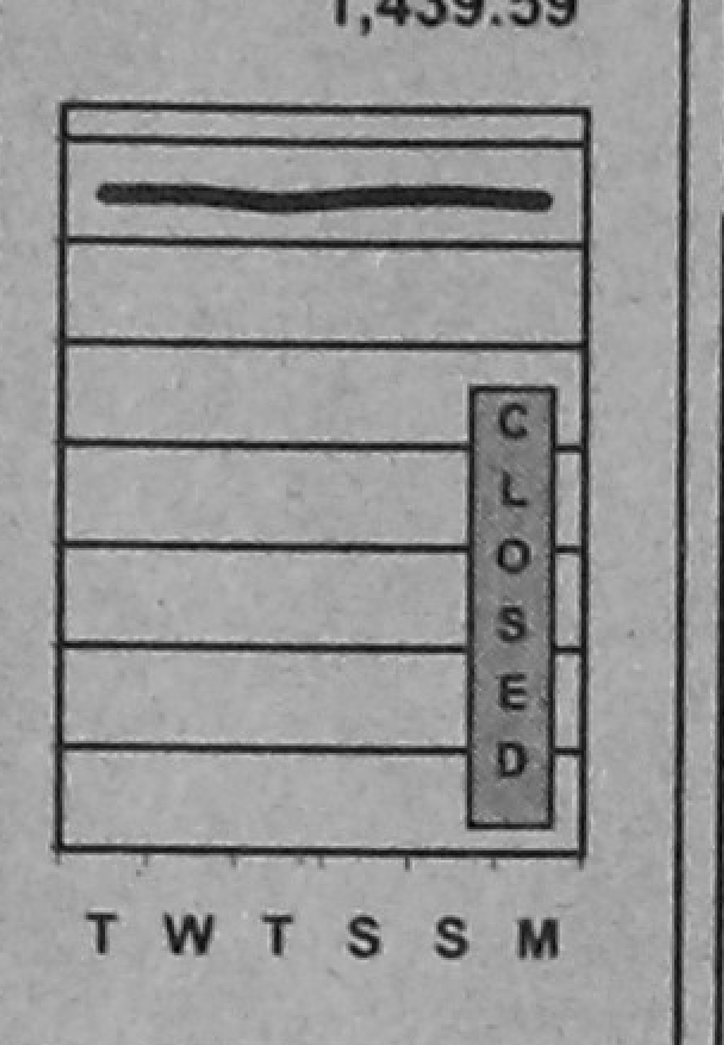

DAY'S MARKET
August 14, 2000

	DSE	CSE
All Share Price Index	669.18	1,439.59
Change in Index (pts)	(1.53)	(3.87)
Change in Index (%)	-0.23%	-0.27%
Market Capitalisation (cr Tk)	6,351.47	5,606.19
Market Capitalisation (mil US$)	1,176.20	1,038.18
Turnover Volume ('000)	3,754	1,412
Turnover Value (cr Tk)	20.61	5.83
No. of Issues Traded	128	70
No. of Issues Gained	45	27
No. of Issues Incurred Loss	66	32
No. of Issues Unchanged	17	11
Price Earning Ratio (x)	8.76	8.89
Dividend Yield (%)	5.51	5.55

DAY'S MARKET LEADERS

TURNOVER LEADERS

DSE	Vol `000	Value Tkm	CSE	Vol `000	Value Tkm
1 Beximco Pharma	375	27.11	1 Quasem Drycell	716	15.05
2 Shine Pukur	256	22.11	2 Shine Pukur	168	14.46
3 Quasem Drycell	698	14.59	3 NBL	58	10.26
4 NBL	81	14.33	4 Beximco Pharma	65	4.73
5 Aramit Cement	23	8.06	5 Aramit Cement	6	2.12
6 Confid Cement	13	7.65	6 Fu-Wang Food	94	1.58
7 Meghna Cemnt	15	7.47	7 Meghna Cemnt	2	1.09
8 Niloy Cement	24	6.36	8 Bengal Biscuits	12	0.88
9 Miracle Ind	347	5.38	9 Miracle Ind	45	0.69
10 Ctg. Cement	3	5.31	10 Sinobangla	22	0.54

CAPITAL GAINERS

DSE	Vol `000	Change %	CSE	Vol `000	Change %
1 BCIL	15.36	11.61	1 BCIL	2.69	14.42
2 Purobi Ins	0.10	9.09	2 Tripti Industry	1.14	8.03
3 Bangas Ltd	0.01	8.11	3 BD Luggage	0.20	6.50
4 Northern Jute	1.80	7.14	4 Padma Printer	0.05	5.00
5 Tripti Industry	18.58	5.43	5 BD Zipper	3.30	4.66
6 Savar Ref	1.45	4.76	6 Quasem Drycell	716.45	4.48
7 EBL	0.26	4.53	7 1st BSRS M Fund	0.15	3.52
8 BD Luggage	2.85	4.46	8 NBL	57.72	3.34
9 UCBL	0.05	4.45	9 BD Dyeing	0.24	3.29
10 Relience Ins	0.20	3.73	10 Bengal Fine	0.05	2.17

CAPITAL LOSERS

DSE	Vol `000	Change %	CSE	Vol `000	Change %
1 Eagle Box	0.35	(9.73)	1 Sinobangla	22.00	(6.46)
2 Texpick Ind	0.06	(8.49)	2 Beximco Knit	0.02	(3.65)
3 TBL	0.07	(8.07)	3 Apex Foods	0.02	(3.33)
4 Amam Sea Food	0.05	(8.03)	4 Aziz Pipes	0.02	(3.30)
5 Sonargaon Tex	0.05	(7.75)	5 Samata Leather	2.75	(3.03)
6 Glaxo Welcome	0.10	(7.69)	6 Gachihata	2.70	(2.37)
7 Dulamia Cotton	0.01	(5.00)	7 Padma Tex	0.02	(2.04)
8 Modern Dyeing	0.07	(4.51)	8 Beximco Fish	0.04	(2.00)
9 Gulf Food	17.30	(4.33)	9 Shine Pukur	167.70	(1.71)
10 Usmania Glass	0.11	(4.20)	10 Dhaka Fish	0.10	(1.67)

LEAGUE TABLE

Company Name	FV/ML Tk/nos	Market Performance: Dhaka Stock Exchange Vol nos	Day's High Tk	Day's Low Tk	Day's Closing Tk	Prev. Closing Tk	Net Chg Tk	Chittagong Stock Exchange Vol nos	Day's Closing Tk	Prev. Closing Tk	Net Chg Tk	AGM Year End YM	Date D/M/Y	Financial Performance EPS Tk	P/E x	DPS Tk	Yield %	NAV per Share Tk	Price/NAV x
Banks																			
AB Bank	100/5	2,655	117.50	111.00	115.25	111.75	3.50	-	-	108.00	-	9812	18/12/99	33.77	3.41	-	-	177.02	0.65
Al Arafa	1000/1	110	1,325.00	1,322.00	1,322.75	1,325.25	(2.50)	-	-	1,319.00	-	9812	23/8/99	210.82	6.27	150.00	11.34	1,220.00	1.08
Al Baraka Bank	1000/1	-	-	-	-	1,132.50	-	-	-	-	-	9812	16/9/99	293.91	3.85	-	-	1,129.00	1.00
City Bank	100/5	10	145.00	145.00	145.00	140.00	5.00	-	-	115.00	-	9812	20/11/99	25.55	5.68	-	-	264.45	0.55
Dhaka Bank	100/50	4,700	144.00	139.75	141.50	139.75	1.75	-	-	143.50	-	9912	21/6/00	60.84	2.33	25.00	17.67	122.63	1.15
EBL	100/20	260	175.00	150.00	155.75	149.00	6.75	-	-	-	-	9712	12/11/98	57.14	2.73	-	-	159.58	0.98
IDLC	100/20	-	-	-	-	565.50	-	-	-	540.00	-	9912	21/5/00	37.31	15.16	27.50	4.86	234.02	2.42
IFIC Bank	100/5	20	140.00	140.00	140.00	136.25	3.75	-	-	139.00	-	9612	5/7/99	23.34	6.00	-	-	196.22	0.71
Islami Bank	1000/1	99	2,455.00	2,425.00	2,447.50	2,421.50	26.00	-	-	2,400.00	-	9812	26/8/99	303.33	8.07	210.00	8.58	4,182.10	0.59
NBL	100/20	80,860	181.00	172.50	177.25	171.25	6.00	57,720	177.75	172.00	5.75	9812	4/12/99	93.19	1.90	-	-	319.37	0.56
NCC Bank	100/50	10,400	124.75	120.00	121.25	119.25	2.00	-	-	118.00	-	9906	-	18.30	6.63	-	-	160.34	0.76
Prime Bank	100/50	750	237.00	232.00	234.75	233.00	1.75	-	-	216.50	-	9912	14/3/00	51.48	4.56	30.00	12.78	167.12	1.40
Pubali Bank	100/5	55	117.00	112.50	115.50	111.50	4.00	-	-	115.00	-	9812	23/12/99	62.52	1.85	-	-	376.62	0.31
Rupali Bank	100/10	20	84.00	84.00	84.00	84.00	-	-	-	75.00	-	9812	11/3/00	(5.96)	-	-	-	143.22	0.59
Southeast Bank	100/50	26,900	139.75	134.25	135.00	134.00	1.00	650	135.75	133.50	2.25	9906	-	29.79	4.53	-	-	148.45	0.91
UCBL	100/5	50	80.00	74.00	76.25	73.00	3.25	-	-	78.00	-	9612	27/8/97	34.66	2.20	-	-	198.58	0.38
ULC	100/20	-	-	-	-	801.00	-	-	-	-	-	9912	18/5/00	117.01	6.85	27.00	3.37	502.60	1.59
Uttara Bank	100/5	70	100.00	100.00	100.00	104.00	(4.00)	-	-	-	-	9812	6/12/99	22.19	4.51	-	-	558.69	0.18
Uttara Finance	100/50	3,900	244.50	240.25	241.25	241.75	(0.50)	-	-	245.00	-	9912	20/6/00	23.46	10.28	15.00	6.22	115.16	2.09
Investment																			
1st BSRS MF	100/50	1,100	75.75	74.25	74.50	74.25	0.25	150	73.50	71.00	2.50	9612	-	-	-	-	-	100.00	0.75
1st ICB MF	100/5	-	-	-	-	1,530.00	-	-	-	1,050.00	-	9906	4/11/99	251.63	6.08	100.00	6.54	541.38	2.83
2nd ICB MF	100/5	-	-	-	-	385.00	-	-	-	378.00	-	9906	4/11/99	44.95	8.57	32.00	8.31	156.52	2.46
3rd ICB MF	100/5	-	-	-	-	395.00	-	-	-	335.00	-	9906	4/11/99	37.54	10.52	38.00	9.62	237.32	1.66
4th ICB MF	100/10	-	-	-	-	365.00	-	-	-	320.00	-	9906	4/11/99	42.36	8.62	35.00	9.59	178.01	2.05
5th ICB MF	100/10	30	199.00	199.00	199.00	205.00	(6.00)	-	-	238.00	-	9906	4/11/99	17.35	11.47	20.00	10.05	129.82	1.53
6th ICB MF	100/10	70	142.00	140.00	141.50	142.25	(0.75)	-	-	153.00	-	9906	4/11/99	8.45	16.75	15.00	10.60	125.55	1.13
7th ICB MF	100/50	100	123.00	123.00	123.00	123.00	-	-	-	140.00	-	9906	4/11/99	13.11	9.38	13.00	10.57	118.53	1.04
8th ICB MF	100/50	-	-	-	-	117.00	-	-	-	136.00	-	9906	4/11/99	13.21	8.86	12.00	10.26	117.81	0.99
AIMS 1st MF	1/2500	282,500	1.19	1.17	1.17	1.18	(0.01)	92,500	1.17	1.18	(0.01)	-	-	-	-	-	-	1.00	1.17
ICB	100/5	-	-	-	-	120.00	-	-	-	637.50	-	9906	4/11/99	21.61	5.55	7.00	5.83	297.35	0.40
Engineering																			
Aftab Automobile	100/5	555	247.00	244.00	244.75	246.50	(1.75)	-	-	235.25	-	9908	23/12/99	27.79	8.81	16.00	6.54	249.59	0.98
Anwar Galvanizing	100/50	2,900	163.00	154.25	160.00	158.50	1.50	-	-	150.00	-	9906	30/3/00	17.36	9.22	10.00	6.25	114.36	1.40
Atlas Bangladesh	10/50	650	145.00	142.00	144.00	147.00	(3.00)	-	-	-	-	9906	30/12/99	19.31	7.46	11.00	7.64	85.78	1.68
Aziz Pipe	100/5	1,890	445.00	430.25	430.75	438.00	(7.25)	20	440.00	455.00	(15.00)	9812	26/8/99	45.83	9.40	30.00	6.96	562.70	0.77
BD Autocars	100/5	310	50.25	50.00	50.00	50.25	(0.25)	-	-	50.00	-	9706	30/12/97	11.69	4.28	-	-	130.72	0.38
BD Lamps	100/5	355	698.00	685.00	687.50	689.50	(2.00)	-	-	686.00	-	9812	16/9/99	24.62	27.92	20.00	2.91	248.51	2.77
BD Thai Aluminum	100/10	10	390.00	390.00	390.00	390.00	-	-	-	352.50	-	9812	16/9/99	22.39	17.42	20.00	5.13	147.48	2.64
BEMCO	100/10	-	-	-	-	25.00	-	-	-	-	-	9712	30/12/98	(30.96)	-	-	-	76.67	0.33
Bengal Steel	10/50	-	-	-	-	1,113.70	-	-	-	-	-	9812	25/9/99	(1.23)	-	-	-	(81.47)	-
Eastern Cables	100/5	5,760	135.00	127.00	132.00	132.00	-	-	-	129.00	-	9906	12/6/00	8.15	16.20	10.00	7.58	173.16	0.76
Karim Pipe	100/5	-	-	-	-	66.75	-	-	-	-	-	9812	23/12/99	(103.96)	-	-	-	106.73	0.63
Kay & Que	100/50	650	118.00	117.00	117.50	117.75	(0.25)	-	-	116.50	-	9812	30/9/99	(10.94)	-	-	-	110.70	1.06
Metalex Corp	100/5	-	-	-	-	109.75	-	-	-	-	-	9506	24/4/96	(562.54)	-	-	-	(3,101.00)	-
Monno Jute Stafller	100/5	-	-	-	-	370.00	-	-	-	-	-	9812	29/11/99	18.26	20.26	20.00	5.41	225.57	1.64
Monno Jutex	100/5	-	-	-	-	790.00	-	-	-	-	-	9906	28/11/99	78.24	10.10	50.00	6.33	745.08	1.06
National Tubes	100/10	290	710.00	700.00	705.00	697.00	8.00	-	-	-	-	9906	27/4/00	147.00	4.80	35.00	4.96	104.84	6.72
Olympic Industries	100/5	8,190	169.00	164.00	164.75	166.50	(1.75)	10	164.50	164.00	0.50	9703	22/12/97	19.22	8.57	20.00	12.14	184.61	0.89
Quasem Drycell	10/50	698,200	21.10	20.00	20.90	20.20	0.70	716,450	21.00	20.10	0.90	9906	23/12/99	1.11	18.83	1.00	4.78	28.42	0.74
Rangpur Foundry	10/500	95,500	22.90	22.60	22.70	22.60	0.10	5,000	22.60	22.60	-	9912	6/7/00	1.39	16.33	1.50	6.61	12.11	1.87
Renwick Jajnes.	100/5	200	45.50	45.00	45.25	46.00	(0.75)	-	-	-	-	9906	28/12/99	(56.25)	-	-	-	100.75	0.45
Singer Bangladesh	100/5	1,100	1,520.00	1,490.00	1,492.25	1,521.25	(29.00)	-	-	-	-	9912	27/5/00	64.69	23.07	50.00	3.35	170.74	8.74
Wonderland Toys	100/50	2,100	42.50	40.00	42.00	42.50	(0.50)	300	43.00	42.25	0.75	9906	30/12/99	(12.87)	-	-	-	74.90	0.56
Food & Allied																			
AB Biscuit	100/5	-	-	-	-	183.50	-	-	-	-	-	9506	30/12/95	(26.78)	-	-	-	238.76	0.77
AMCL (Pran)	100/10	4,890	535.00	521.00	522.25	528.75	(6.50)	60	529.75	533.00	(3.25)	9906	9/12/99	41.33	12.64	20.00	3.83	237.58	2.20
Alpha Tobacco	10/50	3,450	72.00	69.80	70.00	72.70	(2.70)	-	-	43.10	-	9909	29/3/00	5.00	14.00	4.25	6.07	78.71	0.89
Amam Sea Food	100/5	45	440.00	435.00	435.50	473.50	(38.00)	-	-	-	-	9906	30/11/99	(44.72)	-	-	-	(26.71)	-
Apex Food	100/5	9,715	520.00	491.00	498.75	516.00	(17.25)	20	501.00	518.25	(17.25)	9906	29/11/99	(50.16)	-	-	-	626.66	0.80
BATBC	10/50	1,550	106.50	106.40	106.40	106.80	(0.40)	200	104.60	105.10	(0.50)	9912	19/6/00	5.92	17.97	4.00	3.76	40.87	2.60
BD Plantation	100/5	-	-	-	-	456.00	-	-	-	-	-	9906	3/12/99	(256.12)	-	-	-	302.11	1.51
BLTC	100/5	-	-	-	-	553.00	-	-	-	-	-	9912	9/8/00	31.99	17.29	27.50	4.97	1,501.20	0.37
Bangas	100/5	5	200.00	200.00	200.00	185.00	15.00	-	-	-	-	9906	3/12/99	20.19	9.91	15.00	7.50	151.49	1.32
Bengal Biscuit	100/20	7,860	76.00	74.25	74.75	75.25	(0.50)	11,740	75.25	76.25	(1.00)	9906	25/6/00	(2.74)	-	5.00	6.69	228.70	0.33
Beximco Fisheries	100/20	2,960	99.75	97.25	97.75	99.75	(2.00)	40	98.00	100.00	(2.00)	9912	25/6/00	8.00	12.22	5.00	5.12	138.99	0.70
Bionic Seafood	10/500	223,500	18.30	17.70	17.80	18.00	(0.20)	-	-	-	-	9903	-	1.67	10.66	-	-	13.22	1.35
Chittagong Vegetable	100/10	560	94.25	92.25	93.25	93.50	(0.25)	-	-	94.00	-	9906	30/12/99	(1.08)	-	8.00	8.58	225.49	0.41
Dhaka Fisheries	100/50	2,800	121.00	117.00	117.50	120.00	(2.50)	100	117.50	119.50	(2.00)	9906	23/12/99	3.78	31.08	5.00	4.26	115.78	1.01
Dhaka Vegetable	100/5	780	31.25	30.50	30.75	30.00	0.75	-	-	-	-	9506	10/9/97	(5.33)	-	-	-	108.80	0.28
EL Camellia	100/5	-	-	-	-	1,400.00	-	-	-	-	-	9812	18/9/99	118.32	11.83	-	-	(61.68)	-
Fu-Wang Food	10/500	177,000	17.00	16.70	16.70	16.80	(0.10)	94,000	17	17	-	9909	-	0.53	31.51	-	-	10.82	1.54
Gachihata	100/50	4,350	42.00	41.25	41.50	41.25	0.25	2,700	41	42.25	(1.00)	9906	22/12/99	(14.85)	-	-	-	117.55	0.35
Gemini Sea Food	100/5	205	158.00	138.00	147.75	147.50	0.25	-	-	-	-	9909	26/12/99	(41.17)	-	-	-	108.50	1.36
Gulf Foods	100/50	17,300	134.25	125.00	127.00	132.75	(5.75)	-	-	132.75	-	9906	28/12/99	14.58	8.71	10.00	7.87	104.17	1.22
Hill Plantation	100/5	-	-	-	-	700.00	-	-	-	-	-	9906	3/12/99	(70.29)	-	-	-	360.43	1.94
Meghna Shrimp	100/20	25,720	117.00	115.00	115.00	115.25	(0.25)	840	116	116.75	(1.25)	9812	26/12/99	10.54	10.91	12.00	10.43	113.23	1.02
Meghna Vegetable Oil	100/50	2,150	83.50	82.00	82.50	83.25	(0.75)	-	-	85.00	-	9906	30/12/99	(91.25)	-	-	-	42.76	1.93
Modern Industries	100/5	-	-	-	-	48.00	-	-	-	-	-	9912	17/6/00	(103.74)	-	-	-	(68.31)	-
Mona Food	100/50	3,800	77.50	76.00	76.25	77.00	(0.75)	6,850	76	77.25	(1.25)	9906	30/12/99	0.87	87.64	-	-	110.11	0.69
NTC	100/5	5,000	610.00	610.00	610.00	604.75	5.25	-	-	600.00	-	9912	7/5/00	(43.32)	-	17.50	2.87	347.96	1.75
Rabeya Flour	10/50	-	-	-	-	8.10	-	-	-	-	-	9812	16/9/99	1.28	6.33	-	-	9.21	0.88
Rahima Food Corp.	100/50	27,750	55.75	53.50	54.75	54.00	0.75	5,550	55	54.00	0.50	9906	30/12/99	(10.24)	-	-	-	109.11	0.50
Raspit Food	10/500	165,500	18.00	17.30	17.40	17.50	(0.10)	1,500	17	17.60	(0.20)	9712	20/9/00	4.23	4.11	1.10	6.32	46.29	0.38
Rupon Oil	10/100	-	-	-	-	16.00	-	-	-	14.00	-	9706	12/8/98	0.11	145.45	-	-	32.14	0.50
Shyampur Sugar Mills	10/100	2,000	4.60	4.60	4.60	4.60	-	-	-	-	-	9808	24/6/99	(75.75)	-	-	-	10.00	0.46
Tripti Industries	100/5	18,575	74.00	70.00	72.75	69.00	3.75	1,135	74	68.50	5.50	9608	-	4.74	15.35	10.00	13.75	110.00	0.66
Tulip Dairy	100/10	500	104.50	103.00	103.75	103.25	0.50	-	-	-	-	9806	3/4/00	(8.80)	-	-	-	100.00	1.04
Yousuf Flour	10/50	-	-	-	-	13.00	-	-	-	-	-	9906	29/12/99	0.01	1,300	-	-	(2.27)	-
Zeal Bangla	10/50	2,500	6.70	6.70	6.70	6.60	0.10	-	-	-	-	9806	10/10/99	(2.72)	-	-	-	10.85	0.62
Fuel & Power																			
BD Welding	10/500	128,000	12.50	12.20	12.20	12.30	(0.10)	14,000	12.30	12.30	-	9812	-	0.31	39.35	-	-	13.70	0.89
BOC	10/50	2,000	124.00	123.00	123.50	122.50	1.00	100	121.00	121.50	(0.50)	9909	5/2/00	9.60	12.86	4.00	3.24	53.68	2.30
Eastern Lubricant	10/50	-	-	-	-	149.90	-	-	-	-	-	9906	11/3/00	5.04	29.74	2.50	1.67	44.95	3.33
National Oxyg.	100/10	-	-	-	-	25.25	-	-	-	73.00	-	9606	30/6/97	(110.86)	-	-	-	(337.60)	-
Padma Oil	10/50	100	157.00	157.00	157.00	157.90	(0.90)	-	-	130.00	-	9906	23/3/00	19.57	8.02	5.00	3.18	95.14	1.65
Jute																			
Anad Jute	100/10	-	-	-	-	100.00	-	-	-	-	-	9906	26/12/99	2.71	36.90	-	-	103.64	0.96
Islam Jute	100/5	-	-	-	-	104.75	-	-	-	-	-	9906	29/12/99	(329.62)	-	-	-	802.09	0.13
Jute Spinners	100/5	-	-	-	-	159.25	-	-	-	-	-	9906	30/3/00	6.11	26.06	-	-	553.43	0.29
Mutual Jute	100/5	-	-	-	-	143.00	-	-	-	-	-	9906	26/12/99	(35.18)	-	-	-	3,586.10	0.04
Northern Jute	10/200	1,800	15.40	14.60	15.00	14.00	1.00	-	-	-	-	9906	7/12/99	(3.50)	-	-	-	6.95	2.16
Saleh Carpet	10/200	38,400	3.40	3.30	3.30	3.30	-	-	-	-	-	9712	30/9/98	(12.81)	-	-	-	(104.30)	-
Sonali Aansh	100/5	-	-	-	-	200.00	-	-	-	-	-	9906	23/12/99	93.23	2.15	-	-	257.25	0.78
Textile																			
Al-Haj Textile	10/50	-	-	-	-	10.00	-	-	-	-	-	9906	29/12/99	(0.13)	-	-	-	86.07	0.12
Alltex Industries	100/50	12,600	77.50	75.75	76.50	75.50	1.00	1,800	76.00	75.50	0.50	9906	23/12/99	12.27	6.23	-	-	135.08	0.57
Anlima Yarn Dyeing	100/50	1,900	111.50	110.00	110.50	109.75	0.75	-	-	106.25	-	9906	9/12/99	17.96	6.15	12.00	10.86	111.19	0.99
Apex Spinning	100/20	820	135.75	132.50	135.00	133.00	2.00	-	-	120.00	-	9903	29/11/99	25.78	5.24	10.00	7.41	168.35	0.80

LEAGUE TABLE

Company Name	FV/ML Tk/nos	Market Performance: Dhaka Stock Exchange Vol nos	Day's High Tk	Day's Low Tk	Day's Closing Tk	Prev. Closing Tk	Net Chg Tk	Chittagong Stock Exchange Vol nos	Day's Closing Tk	Prev. Closing Tk	Net Chg Tk	AGM Year End YM	Date D/M/Y	Financial Performance EPS Tk	P/E x	DPS Tk	Yield %	NAV per Share Tk	Price/NAV x
Apex Weaving	100/50	5,250	67.75	65.00	67.00	66.25	0.75	300	67.00	66.25	0.75	9906	23/12/99	(8.67)	-	-	-	81.87	0.82
Arbee Textile	100/10	-	-	-	-	81.00	-	-	-	-	-	9812	30/6/99	(55.78)	-	-	-	(134.75)	-
Ashraf Textile	10/50	78,500	13.10	12.80	12.90	12.90	-	15,600	13.00	13.00	-	9906	29/12/99	(4.34)	-	-	-	20.12	0.64
BD Dyeing	100/20	3,180	165.00	159.75	161.75	158.00	3.75	240	164.75	159.50	5.25	9612	27/9/97	45.93	3.52	15.00	9.27	158.86	1.02
BD Zipper	100/50	7,150	86.00	83.00	83.75	82.25	1.50	3,300	84.25	80.50	3.75	9806	17/12/98	17.85	4.69	11.00	13.13	110.18	0.78
Beximco Denims	100/50	800	176.00	174.00	175.00	174.00	1.00	50	178.00	175.00	3.00	9912	17/6/00	46.33	3.78	10.00	5.71	202.16	0.87
Beximco Knitting	100/20	1,140	149.50	147.00	147.75	148.50	(0.75)	20	145.00	150.50	(5.50)	9912	22/6/00	30.48	4.85	10.00	6.77	161.69	0.91
Beximco Textile	100/50	900	148.00	146.50	147.25	147.50	(0.25)	-	-	148.25	-	9912	19/6/00	28.51	5.16	10.00	6.79	154.46	0.95
CMC-Kamal	100/50	1,300	95.00	90.00	93.50	91.75	1.75	-	-	88.50	-	9912	28/4/00	8.08	11.57	7.50	8.02	100.67	0.93
Chic Tex	10/500	63,500	10.00	9.90	9.90	9.90	-	30,500	9.90	9.90	-	9906	23/12/99	0.58	17.07	0.50	5.05	10.35	0.96
Dandy Dyeing	100/50	1,150	54.50	54.00	54.00	54.25	(0.25)	-	-	-	-	9812	15/9/99	(38.78)	-	-	-	100.00	0.54
Delta Millers	100/20	1,660	47.00	46.50	46.75	46.25	0.50	800	46.50	46.50	-	9806	30/12/98	1.94	24.10	-	-	118.00	0.39
Desh Garments	100/10	-	-	-	-	82.00	-	-	-	-	-	9906	2/12/99	15.56	5.27	7.50	9.15	272.35	0.30
Dulamia Cotton	100/10	10	28.50	28.50	28.50	30.00	(1.50)	-	-	33.75	-	9906	9/12/99	(56.21)	-	-	-	(90.89)	-
Dynamic Textile	100/20	1,180	56.75	56.50	56.50	56.50	-	300	56.50	56.50	-	9809	30/3/00	6.32	8.94	-	-	125.89	0.45
Eagle Star Textile	10/50	5,000	7.20	7.20	7.20	7.30	(0.10)	900	7.20	7.20	-	9906	21/12/99	0.08	90.00	-	-	20.60	0.35
GEM Knitwear	100/50	700	63.00	62.50	62.50	63.50	(1.00)	-	-	59.50	-	9812	-	-	-	-	-	100.00	0.63
GMG Industrial Corp.	10/50	-	-	-	-	25.80	-	-	-	85.00	-	9906	22/12/99	(14.14)	-	-	-	128.71	0.20
HR Textile	100/50	4,100	88.75	87.00	88.00	87.25	0.75	400	86.75	86.00	0.75	9909	30/7/00	4.01	21.95	10.00	11.36	126.64	0.69
M. Hossain Garments	100/50	1,900	52.00	51.50	51.50	51.75	(0.25)	-	-	51.50	-	9906	11/3/00	(9.13)	-	-	-	100.15	0.51
Mita Textile	100/20	820	58.50	57.50	57.75	57.75	-	-	-	58.00	-	9906	7/12/99	0.65	88.85	-	-	116.75	0.49
Mithun Knitting	100/20	800	91.75	90.50	90.75	91.25	(0.50)	-	-	-	-	9906	3/12/99	9.87	9.19	-	-	127.91	0.71
Modern Dyeing	100/5	65	85.00	84.00	84.75	88.75	(4.00)	-	-	-	-	9906	23/12/99	2.53	33.50	5.00	5.90	101.56	0.83
Monno Fabrics	100/50	7,450	70.00	68.75	69.00	68.50	0.50	850	68.25	68.00	0.25	9812	2/12/99	(8.86)	-	-	-	135.22	0.51
Padma Textile	100/20	3,780	252.00	244.00	249.50	246.00	3.50	20	240.00	245.00	(5.00)	9912	19/6/00	54.29	4.60	15.00	6.01	317.54	0.79
Prime Textile	100/50	3,050	67.50	66.00	66.25	66.75	(0.50)	1,150	68.50	67.50	(1.00)	9906	25/3/00	(22.09)	-	-	-	298.88	0.22
Quasem Silk	10/100	12,700	10.60	10.30	10.40	10.50	(0.10)	-	-	-	-	9909	29/6/00	0.12	86.67	-	-	37.10	0.28
Quasem Textile	10/50	1,000	7.90	7.90	7.90	7.90	-	-	-	-	-	9996	29/6/00	(5.51)	-	-	-	12.00	0.66
Rahim Textile	100/5	50	56.50	56.50	56.50	56.50	-	-	-	-	-	9906	27/3/00	(21.86)	-	-	-	(50.03)	-
STM	100/5	-	-	-	-	89.00	-	-	-	-	-	9812	27/12/99	(30.18)	-	-	-	250.35	0.36
Saiko Spinning	100/50	1,100	89.75	89.00	89.25	88.00	1.25	-	-	83.00	-	9912	12/6/00	7.39	12.08	8.00	8.96	109.94	0.81
Saiham Textile	100/10	1,180	94.00	92.00	93.25	92.75	0.50	200	92.25	92.50	(0.25)	9906	23/12/99	17.35	5.37	10.00	10.72	127.52	0.73
Sajib Knitwear	100/50	2,000	74.25	73.50	73.75	73.75	-	1,750	74.75	74.50	0.25	9906	15/12/99	2.09	35.29	6.00	8.14	103.74	0.71
Sonargaon Textile	100/50	50	92.25	92.25	92.25	100.00	(7.75)	-	-	68.50	-	9812	21/12/99	(3.60)	-	-	-	133.16	0.69
Sreepur Textile	100/50	1,300	41.50	41.00	41.00	40.50	0.50	-	-	41.00	-	9812	25/9/99	(5.94)	-	-	-	100.03	0.41
Stylecraft	100/5	80	583.00	575.00	579.00	580.00	(1.00)	-	-	-	-	9903	11/11/99	232.86	2.49	22.50	3.89	1,009.60	0.57
Tallu Spinning	100/10	-	-	-	-	71.00	-	-	-	-	-	9906	3/12/99	(9.57)	-	-	-	142.94	0.50
Tamijuddin Textile	100/10	200	44.00	43.75	43.75	44.25	(0.50)	-	-	53.50	-	9906	28/6/00	(0.36)	-	-	-	108.09	0.40
Pharma & Chemical																			
ACI	10/50	34,900	58.00	57.20	57.30	57.60	(0.30)	7,450	57.60	57.40	0.20	9912	22/6/00	3.60	15.92	3.00	5.24	31.45	1.82
Ambee Pharma	10/50	4,800	54.00	53.00	53.40	53.70	(0.30)	-	-	49.50	-	9812	9/9/99	1.04	51.35	1.00	1.87	11.51	4.64
BCIL	100/10	15,360	155.00	135.00	149.00	133.50	15.50	2,690	154.75	135.25	19.50	9806	17/12/98	12.85	11.60	10.00	6.71	146.89	1.02
Bangla Process	100/5	-	-	-	-	61.00	-	-	-	-	-	9906	30/12/99	8.07	7.56	-	-	101.57	0.60
Beximco Infusions	100/10	130	304.25	301.00	303.50	303.75	(0.25)	-	-	265.00	-	9912	17/6/00	47.77	6.35	15.00	4.94	230.48	1.32
Beximco Pharma	10/50	374,500	73.40	72.20	72.40	73.10	(0.70)	65,350	72.40	73.00	(0.60)	9912	28/6/00	8.74	8.28	2.00	2.76	78.06	0.93
Beximco Synthetics	100/20	5,440	166.00	164.00	164.00	164.00	-	160	163.50	163.00	0.50	9912	25/6/00	26.71	6.14	12.50	7.62	169.98	0.96
Glaxo Bangladesh	10/50	100	120.00	120.00	120.00	130.00	(10.00)	-	-	-	-	9912	7/5/00	5.02	23.90	3.25	2.71	47.28	2.54
Ibn Sina	100/10	10	200.00	200.00	200.00	198.00	2.00	-	-	182.00	-	9906	23/3/00	17.78	11.25	15.00	7.50	113.18	1.77
Imam Button	100/50	5,000	108.75	107.00	107.75	107.25	0.50	250	106.25	106.75	(0.50)	9906	30/12/99	7.51	14.35	8.00	7.42	100.89	1.07
JH Chemical	100/50	550	64.50	63.75	64.00	64.75	(0.75)	-	-	68.75	-	9712	-	-	-	-	-	100.00	0.64
Kohinoor Chemicals	100/5	550	90.00	87.00	87.50	87.25	0.25	-	-	90.00	-	9406	27/2/95	(7.77)	-	-	-	(270.29)	-
Libra Pharma	100/20	-	-	-	-	288.00	-	-	-	250.50	-	9906	9/12/99	32.86	8.76	15.00	5.21	397.23	0.73
National Polymer	100/10	90	218.00	208.00	214.00	214.75	(0.75)	-	-	227.00	-	9906	28/4/00	11.59	18.46	10.00	4.67	141.78	1.51
Orion Infusion	100/20	-	-	-	-	40.75	-	-	-	34.43	-	9606	3/2/97	8.09	5.04	17.00	41.72	102.32	0.40
Perfuma Chemical	100/50	900	48.00	47.00	47.50	48.00	(0.50)	1,800	48.25	47.50	0.75	9806	30/4/98	1.62	29.32	-	-	108.11	0.44
Petro Synthetic	10/50	-	-	-	-	10.10	-	-	-	-	-	9812	30/9/99	(15.71)	-	-	-	(70.29)	-
Pharma Aids	100/5	-	-	-	-	95.00	-	-	-	-	-	9806	27/12/98	(2.83)	-	-	-	114.78	0.83
Pharmaco	100/5	1,260	55.00	53.00	54.00	53.75	0.25	-	-	-	-	9906	30/3/00	(20.96)	-	-	-	104.16	0.52
Rahman Chemicals	100/10	650	32.50	31.75	32.25	32.75	(0.50)	-	-	-	-	9812	30/9/99	(1.98)	-	-	-	100.00	0.32
Reckitt & Colman	10/50	21,350	82.00	79.50	79.90	78.80	1.10	850	79.20	78.10	1.10	9912	25/5/00	6.16	12.97	3.50	4.38	31.29	2.56
Renata	100/5	-	-	-	-	460.00	-	-	-	-	-	9912	5/7/00	50.94	9.03	25.00	5.43	661.84	0.70
Square Pharma	100/20	2,840	1,120.00	1,100.00	1,101.00	1,118.75	(17.75)	40	1,111.00	1,113.00	(2.00)	9903	21/10/99	146.48	7.52	55.00	5.00	768.97	1.43
TBL	100/5	70	37.25	36.50	37.00	40.25	(3.25)	-	-	32.00	-	9812	30/9/99	(306.24)	-	-	-	(792.50)	-
Wata Chemicals	100/20	720	185.00	180.00	183.25	185.00	(1.75)	-	-	214.00	-	9812	21/7/99	7.00	26.18	12.50	6.82	184.18	0.99
Paper & Printing																			
Azadi Printers	100/10	-	-	-	-	78.00	-	-	-	77.75	-	9906	28/12/99	3.62	21.55	-	-	100.69	0.77
Eagle Box	10/50	350	20.40	20.40	20.40	22.60	(2.20)	-	-	-	-	9906	29/11/99	(56.66)	-	-	-	(275.40)	-
MAQ Enterprises	100/50	350	35.50	34.50	35.00	35.50	(0.50)	-	-	35.50	-	9612	-	12.24	2.86	-	-	126.94	0.28
MAQ Paper	100/20	240	72.00	69.00	71.00	69.00	2.00	-	-	72.00	-	9712	20/9/98	18.47	3.84	10.00	14.08	123.04	0.58
Monospool Paper	100/5	260	55.00	55.00	55.00	54.25	0.75	-	-	53.00	-	9806	15/9/98	1.88	29.26	-	-	178.33	0.31
Padma Printers	10/50	100	9.80	9.80	9.80	9.80	-	50	10.50	10.00	0.50	9912	20/4/00	(0.70)	-	-	-	14.33	0.68
Paper Process	100/10	12,130	56.25	54.25	55.00	54.75	0.25	-	-	-	-	9812	30/4/00	3.42	16.08	5.00	9.09	128.65	0.43
Sonali Paper	10/50	200	13.00	12.30	12.60	12.60	-	-	-	12.00	-	9906	27/7/00	(5.53)	-	-	-	(5.42)	-
Services & Real Estate																			
BD Hotel	10/50	-	-	-	-	-	-	-	-	-	-	9812	23/9/99	6.63	-	3.50	-	31.27	-
BD Services	10/50	-	-	-	-	-	-	-	-	-	-	9812	22/11/99	7.29	-	-	-	31.55	-
Eastern Housing	100/20	10,300	137.00	135.25	135.75	135.50	0.25	2,120	135.50	135.75	(0.25)	9907	23/12/99	14.64	9.27	12.00	8.84	129.35	1.05
Samorita Hospital	100/50	550	162.00	160.00	161.00	159.25	1.75	-	-	152.00	-	9906	30/3/00	2.60	61.92	-	-	148.63	1.08
Shine Pukur Holdings	100/50	255,600	89.00	86.25	86.50	88.00	(1.50)	167,700	86.25	87.75	(1.50)	9912	28/6/00	1.60	54.06	-	-	106.37	0.81
Miscellaneous																			
Apex Footwear	100/20	200	250.00	245.00	249.25	246.00	3.25	-	-	245.00	-	9912	6/7/00	12.02	20.74	10.00	4.01	212.04	1.18
Apex Tannery	100/10	6,960	177.50	174.50	174.75	174.50	0.25	2,040	174.25	175.75	(1.50)	9906	5/12/99	4.13	42.31	-	-	410.07	0.43
Aramit	10/50	39,350	63.60	62.50	62.80	62.40	0.40	4,450	63.10	62.30	0.80	9812	30/10/99	3.26	19.26	2.50	3.98	26.55	2.37
Aramit Cement	100/50	22,550	364.50	356.00	357.25	361.00	(3.75)	5,900	358.50	361.75	(3.25)	9812	30/10/99	-	-	-	-	100.00	3.57
BD Luggage	100/50	2,850	54.00	50.00	52.75	50.50	2.25	200	53.25	50.00	3.25	9606	-	-	-	-	-	100.00	0.53
BEXIMCO	10/100	23,800	59.90	58.50	58.60	59.20	(0.60)	1,700	58.50	59.10	(0.60)	9912	22/6/00	2.47	23.72	1.50	2.56	35.54	1.65
BSC	100/5	-	-	-	-	102.00	-	-	-	49.00	-	9906	7/4/99	(48.54)	-	-	-	(575.90)	-
Bata Shoe	10/100	2,700	116.00	115.00	115.40	115.30	0.10	-	-	-	-	9812	22/6/00	10.52	10.97	12.00	10.40	31.18	3.70
Bengal Fine Ceramic	100/50	5,550	130.00	126.25	126.75	126.75	-	50	129.75	127.00	2.75	9906	30/12/99	1.39	91.19	-	-	101.91	1.24
Confidence Cement	100/20	12,600	616.00	606.00	607.25	607.75	(0.50)	440	609.00	607.25	1.75	9906	30/12/99	37.08	16.38	25.00	4.12	262.41	2.31
Ctg Cement	100/5	3,215	1,680.00	1,640.25	1,650.75	1,662.25	(11.50)	320	1,650.00	1,673.00	(23.00)	9906	13/4/00	73.70	22.40	50.00	3.03	243.53	6.78
Excelsior Shoes	100/50	8,150	39.00	38.50	38.50	38.50	-	1,200	38.00	38.50	(0.50)	9809	27/9/99	(11.37)	-	-	-	121.58	0.32
Fu-Wang Ceramic	100/50	8,950	242.00	236.00	236.50	236.00	0.50	-	-	240.00	-	9906	9/12/99	18.36	12.88	15.00	6.34	107.73	2.20
GQ Ball Pen	10/50	4,100	86.00	83.00	84.80	84.20	0.60	-	-	84.50	-	9912	30/7/00	9.63	8.81	4.00	4.72	110.28	0.77
Highspeed Ship	100/5	-	-	-	-	61.00	-	-	-	-	-	9906	27/12/99	(13.13)	-	-	-	(306.30)	-
Himadri	10/100	-	-	-	-	6.60	-	-	-	-	-	9812	21/9/99	0.71	9.30	-	-	7.90	0.84
Legacy Footwear	10/500	28,000	11.30	11.20	11.20	11.30	(0.10)	500	11.40	11.40	-	9912	27/5/00	(1.42)	-	-	-	8.58	1.31
Lexco	100/10	1,010	156.00	153.00	154.50	154.50	-	-	-	150.00	-	9812	9/9/99	10.41	14.84	10.00	6.47	550.88	0.28
Mark BD Shilpa & Engg.	100/50	8,950	37.25	36.00	36.25	35.25	1.00	650	36.00	36.25	(0.25)	9706	29/12/97	13.54	2.68	11.00	30.34	218.89	0.17
Meghna Cement	100/50	15,400	493.00	484.00	485.00	487.75	(2.75)	2,250	483.00	489.00	(6.00)	9912	27/6/00	31.52	15.39	11.00	2.27	139.00	3.49
Miracle Ind	10/500	347,000	15.70	15.40	15.50	15.50	-	45,000	15.40	15.40	-	9906	-	0.86	18.02	-	-	12.95	1.20
Monno Ceramic	100/5	2,030	435.00	414.00	415.25	420.50	(5.25)	95	423.75	416.00	7.75	9906	2/12/99	24.14	17.20	25.00	6.02	242.41	1.71
Niloy Cement	100/50	24,100	265.75	262.75	263.75	262.75	1.00	800	261.25	262.50	(1.25)	9906	17/12/99	2.74	96.26	-	-	103.36	2.55
Paragon Leather	100/50	4,600	46.75	46.00	46.00	46.00	-	3,700	46.50	46.50	-	9806	26/5/99	8.00	5.75	10.00	21.74	111.78	0.41
Phoenix Leather	100/5	-	-	-	-	260.00	-	-	-	-	-	9706	21/10/99	(439.05)	-	-	-	(426.20)	-
Rose Heaven Ball Pen	10/500	24,500	17.70	17.40	17.50	17.60	(0.10)	-	-	17.50	-	9806	19/12/98	1.13	15.49	1.00	5.71	16.52	1.06
Samata Leather	100/50	40,700	83.00	79.75	79.75	82.00	(2.25)	2,750	80.00	82.50	(2.50)	9906	31/10/99	3.80	20.99	7.00	8.78	178.11	0.45
Savar Refractories	100/5	1,445	50.00	48.00	49.50	47.25	2.25	-	-	-	-	9906	23/3/00	0.41	120.73	-	-	113.60	0.44
Sinobangla Industries	10/500	40,000	26.80	25.20	25.90	25.60	0.30	22,000	24.60	26.30	(1.70)	9910	1/4/00	1.16	22.33	0.50	1.93	11.19	2.31
Standard Ceramic	100/50	900	145.00	140.00	142.75	144.00	(1.25)	-	-	134.00	-	9806	7/7/99	(23.28)	-	7.50	5.25	192.45	0.74
Texpick Industries	100/10	60	48.50	48.00	48.50	53.00	(4.50)	-	-	-	-	9906	20/7/00	(12.28)	-	-	-	100.77	0.48
The Engineers	100/5	-	-	-	-	101.00	-	-	-	-	-	9808	25/12/99	78.59	1.29	10.00	9.90	516.25	0.20
Usmania Glass	100/5	110	354.00	353.00	353.25	368.75	(15.50)	-	-	353.00	-	9906	14/4/00	(32.89)	-	10.00	2.83	720.31	0.49
Insurance																			
BGIC	100/10	750	233.00	220.25	230.00	225.50	4.50	-	-	231.00	-	9912	25/7/00	15.40	14.94	15.00	6.49	239.73	0.96
Central Insurance	100/20	-	-	-	-	145.00	-	-	-	160.00	-	9812	9/9/99	19.01	7.63	15.00	9.38	161.48	0.90
Delta Life Insurance	100/5	110	589.00	580.00	580.75	580.25	0.50	-	-	350.00	-	9912	20/7/00	-	-	36.00	10.29	100.00	5.81
Eastern Insurance	100/20	-	-	-	-	150.00	-	-	-	204.00	-	9912	12/7/00	17.14	8.75	15.00	7.35	153.58	0.98
Eastland Insurance	100/20	40	150.00	150.00	150.00	150.00	-	-	-	155.00	-	9812	22/8/99	23.45	6.40	16.00	10.32	203.57	0.74
Federal Insurance	100/50	200	115.00	115.00	115.00	114.00	1.00	-	-	110.00	-	9812	4/12/99	6.08	18.91	12.00	10.91	153.94	0.75
Green Delta Insurance	100/10	-	-	-	-	502.00	-	-	-	415.00	-	9912	29/6/00	53.30	9.42	35.00	8.43	318.78	1.57
Janata Insurance	100/20	100	155.00	153.50	154.00	150.00	4.00	-	-	165.00	-	9812	14/10/99	61.32	2.51	25.00	15.15	178.95	0.86
Karnaphuli Insurance	100/20	-	-	-	-	136.25	-	-	-	-	-	9812	27/9/99	14.27	9.55	15.00	-	183.44	0.74
National Life Insurance	100/50	-	-	-	-	275.00	-	-	-	260.00	-	9912	22/7/00	-	-	25.00	9.62	100.00	2.75
People Insurance	100/10	-	-	-	-	575.00	-	-	-	301.00	-	9912	30/7/00	32.06	17.94	22.00	7.31	264.00	2.18
Phoenix Insurance	100/20	-	-	-	-	228.00	-	-	-	180.00	-	9912	28/6/00	34.72	6.57	22.00	12.22	217.86	1.05
Pragati Insurance	100/10	100	455.00	455.00	455.00	457.75	(2.75)	-	-	390.00	-	9912	12/8/00	47.64	9.55	30.00	7.89	609.23	0.75
Purabi Insurance	100/50	100	120.00	120.00	120.00	110.00	10.00	-	-	-	-	9812	30/1/00	5.07	23.67	5.00	-	127.39	0.94
Reliance Insurance	100/50	200	380.00	374.00	375.75	362.25	13.50	-	-	360.00	-	9912	22/6/00	53.16	7.07	30.00	8.33	409.26	0.92
Rupali Insurance	100/20	40	180.00	180.00	180.00	180.00	-	-	-	190.00	-	9812	14/9/99	28.81	6.25	15.00	7.89	274.66	0.66
Sandhani Life Insurance	100/50	-	-	-	-	155.00	-	-	-	144.00	-	9812	30/1/00	-	-	10.00	6.94	100.00	1.55
United Insurance	100/10	-	-	-	-	242.50	-	-	-	-	-	9912	22/5/00	35.62	6.77	22.00	-	239.43	1.01

DEBENTURE

Name	Nature of Debenutre	Year of Float	Date of Maturity	Date of Conversion	Interest Due	FV/ML Tk/Nos	Day's Closing Price DSE Tk	Day's Closing Price CSE Tk
Aramit Cement	14%, 20% Convertible, 80% Redeemable	1998	September, 2008	September, 2000	Mar, Sep	2500/2		
BD Luggage	14%, 20% Convertible, 80% Redeemable	1996	September 5, 2003	September 5, 1998	Mar, Sep	1600/2	1,218.25	
BD Welding	15%, 20% Convertible, 80% Redeemable	1999	July 15, 2006		Jul, Jan	2500/2		
BD Zipper	14%, 20% Convertible, 80% Redeemable	1995	August 1, 2002	August 1, 1997	Feb, Aug	1000/2		
Beximco Denims	14%, 100% Redeemable	1995	July 10, 2005		Jan, Jul	1784/2		
Beximco Fisheries	14%, 100% Redeemable	1994	May 1, 2004		Jan, Jul	1714.26/1	1,300.00	
Beximco Infusion	17%, 100% Redeemable	1992	October 31, 2000		Oct, Apr	300/2		
Beximco Synthetics	14%, 100% Redeemable	1993	September 1, 2003		Mar, Sep	1247/2		
Beximco Textile	14%, 100% Redeemable	1995	July 1, 2005		Jan, Jul	1784/2		
Beximco Knitting	14%, 20% Convertible 80% Redeemable	1994	July 1, 2004	July 1, 1995	Jan, Jul	1368/2	1,160.50	

COMPANY CALENDAR

Company	Declaration Year End	Div/ Bon/ Rght	Book Closure From	To	AGM/EGM Date & Time	Venue	Company	Declaration Year End	Div/ Bon/ Rght	Book Closure From	To	AGM/EGM Date & Time	Venue
Bionic Sea Food	2003	10%	30/7/2000	1/8/2000	17/8/2000 11am	Royal Hotel, Khulna	ICB 1st MF	2006	125%	13/08/2000	23/08/2000		
Islami Bank	EGM	1:1 R	11/8/2000	2/8/2000	24/8/2000 9 am	196 M. C. A.	ICB 2nd MF	2006	35%	13/08/2000	23/08/2000		
Islami Bank	9912	21%	11/8/2000	2/8/2000	24/8/2000 10am	196 M. C. A.	ICB 3rd MF	2006	40%	13/08/2000	23/08/2000		
BLTC	9912	27.5%	1/8/2000	8/2000	9/8/2000 11.45am	Kushtia	ICB 4th MF	2006	35%	13/08/2000	23/08/2000		
Karnaphuli	9912	15%	10/8/2000	3/8/2000	30/8/2000 11am	BCIC Auditorium	ICB 5th MF	2006	21%	13/08/2000	23/08/2000		
Mark BD	2006		6/8/2000	8/2000	16/8/2000 1pm	PWD Cam. Gazipur	ICB 6th MF	2006	16%	13/08/2000	23/08/2000		
Centralins	9912	15%	1/8/2000	6/8/2000	16/8/2000 3.30pm	Hotel Sonargaon	ICB 7th MF	2006	13.5%	13/08/2000	23/08/2000		
Rupali Ins	9912	15%	16/8/2000	1/8/2000	31/8/2000 11am	Hotel Sonargaon	ICB 8th MF	2006	12.5%	13/08/2000	23/08/2000		
Pragati Ins	9912	30%	29/7/2000	2/8/2000	12/8/2000 11.30am	Jamuna Resort Ltd.	Shympur Sug	9906		1/9/2000	16/9/2000	16/9/2000 3:30 pm	Factory Premises
Watachem	9912	12.5%	4/8/2000	4/8/2000	14/8/2000 4.3pm	Hotel Purbani	Square Pharma	2003	65%	25/8/2000	21/9/2000	21/9/200011:30am	Officer's Club
Bx Synth Deb			17/8/2000	1/8/2000			EBL	9812	10%	23/8/2000	30/8/2000	30/8/2000 6:00 pm	Hotel Sonargaon
Janata Ins	9912	10%					BD Luggage Deb			26/8/2000	4/9/2000		
Bd Lamps	9912	15%	3/9/2000	5/9/2000	25/9/2000 3.30pm	Hotel Sheraton	Aramit Cement Deb			24/8/2000	31/8/2000		
Singer BD		22% I	13/08/2000	2/08/2000			Southeast Bank		15%	4/9/2000	17/9/2000	17/9/200011:am	Hotel Sonargaon
Paragon Leather	9906		20/8/2000	3/8/2000	27/8/2000 11.00am	Factory Premises							

Notes

FI/ML	Face Value/Market Lots	Vol	Volume	P/E(x)	Price/Earning(Times)	Price/NAV(x)	Price/Net Asset Value(Times)	Avg.	Average	Nos	Numbers
Tk/Nos	Taka/Number of Shares	EPS	Earning Per Share	DPS	Dividend Per Share	Tkm	Taka in Million	Prev.	Previous	Chg	Change

Prepared by The Daily Star in collaboration with Securities Consultants Limited