The Daily Star BUSINESS

DHAKA, FRIDAY, AUGUST 4, 2000

## STAR 50 Index

98.48

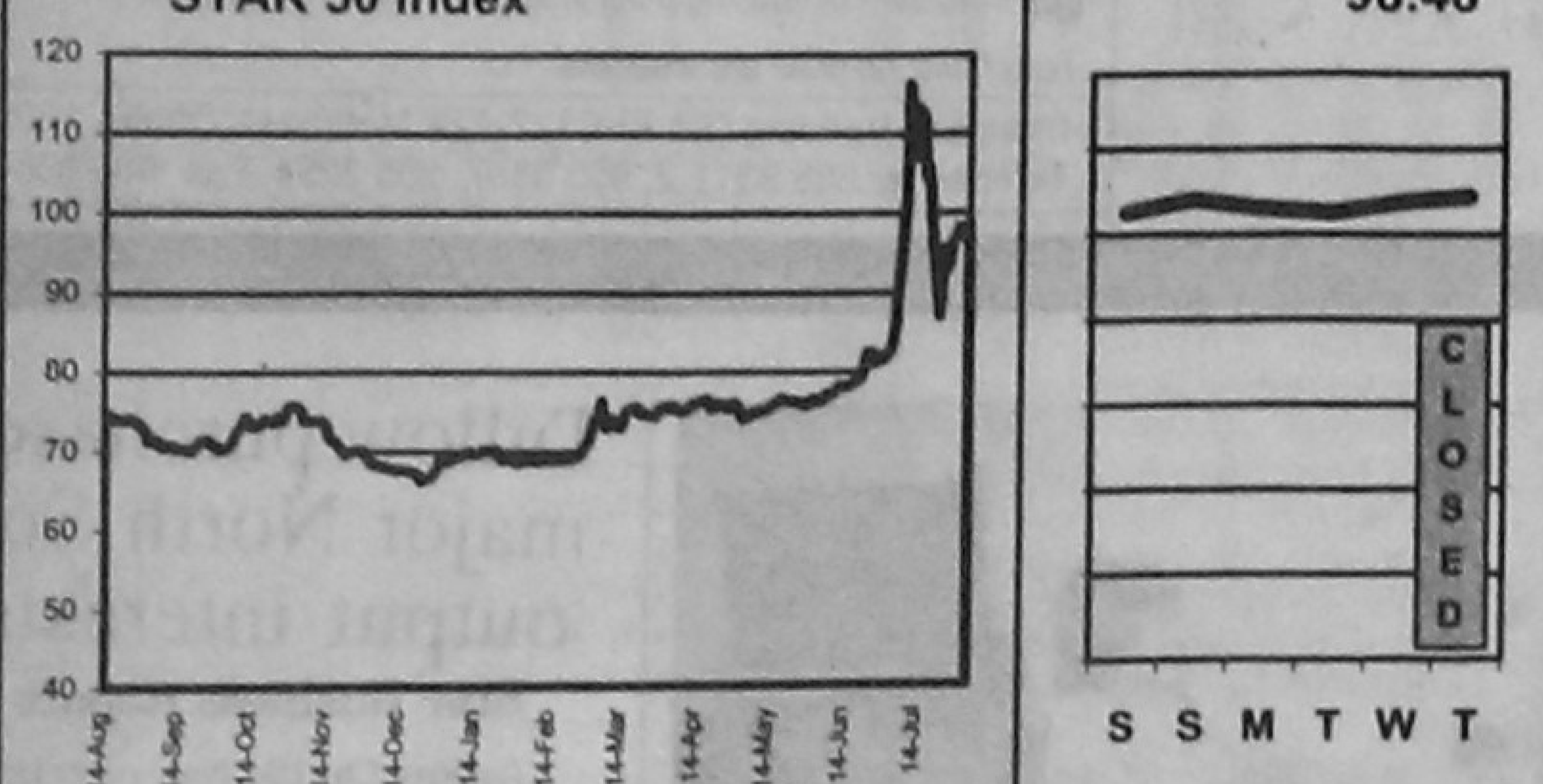


Fifty companies have been chosen for calculation of the **STAR 50 Index** based on their market capitalisation, liquidity, free float and corporate track record. The **Base Period** for the Index is **August 10, 1998**. The calculation has been done according to the widely used International Finance Corporation formula.

## DSE All Share Price Index

646.92

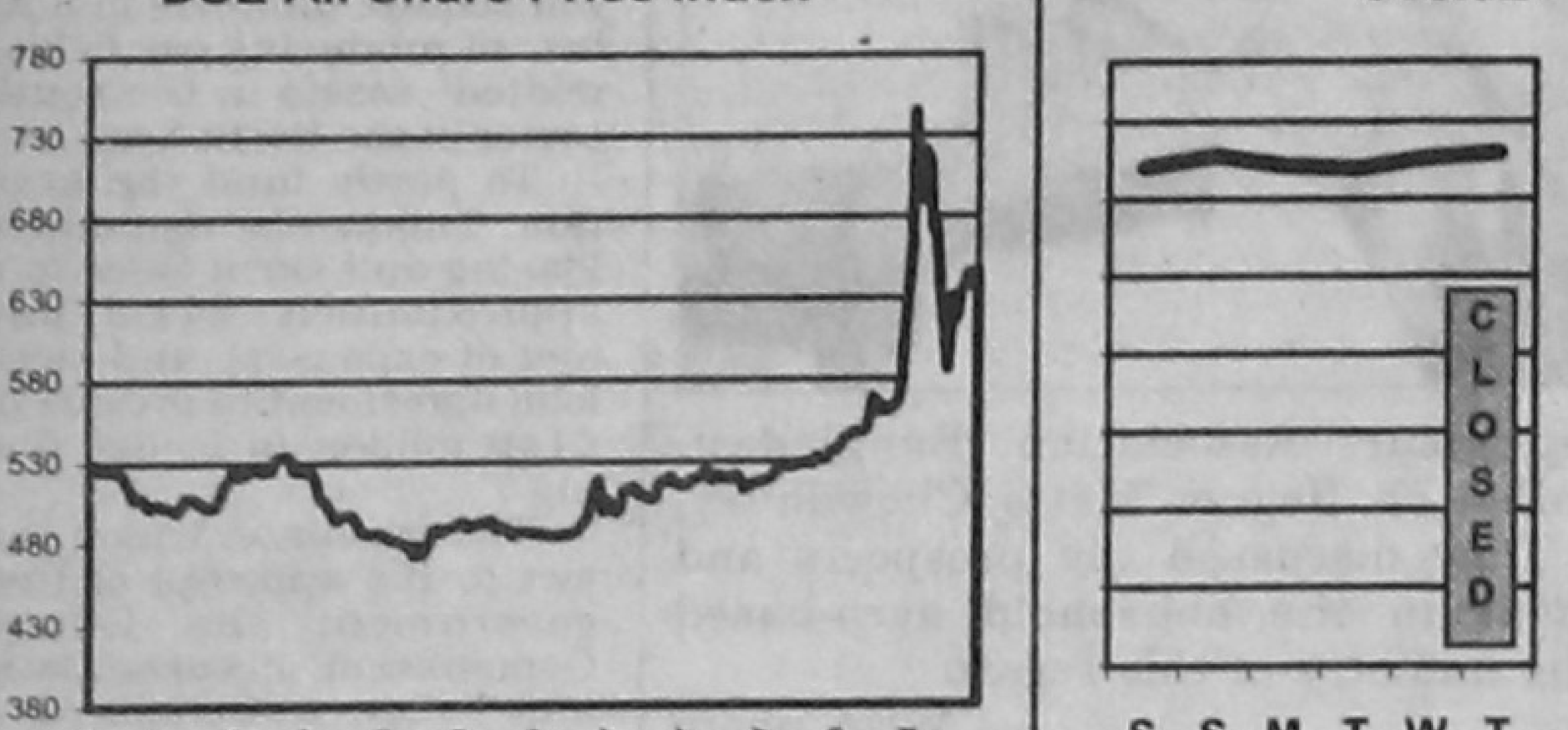


## CSE All Share Price Index

1,393.31

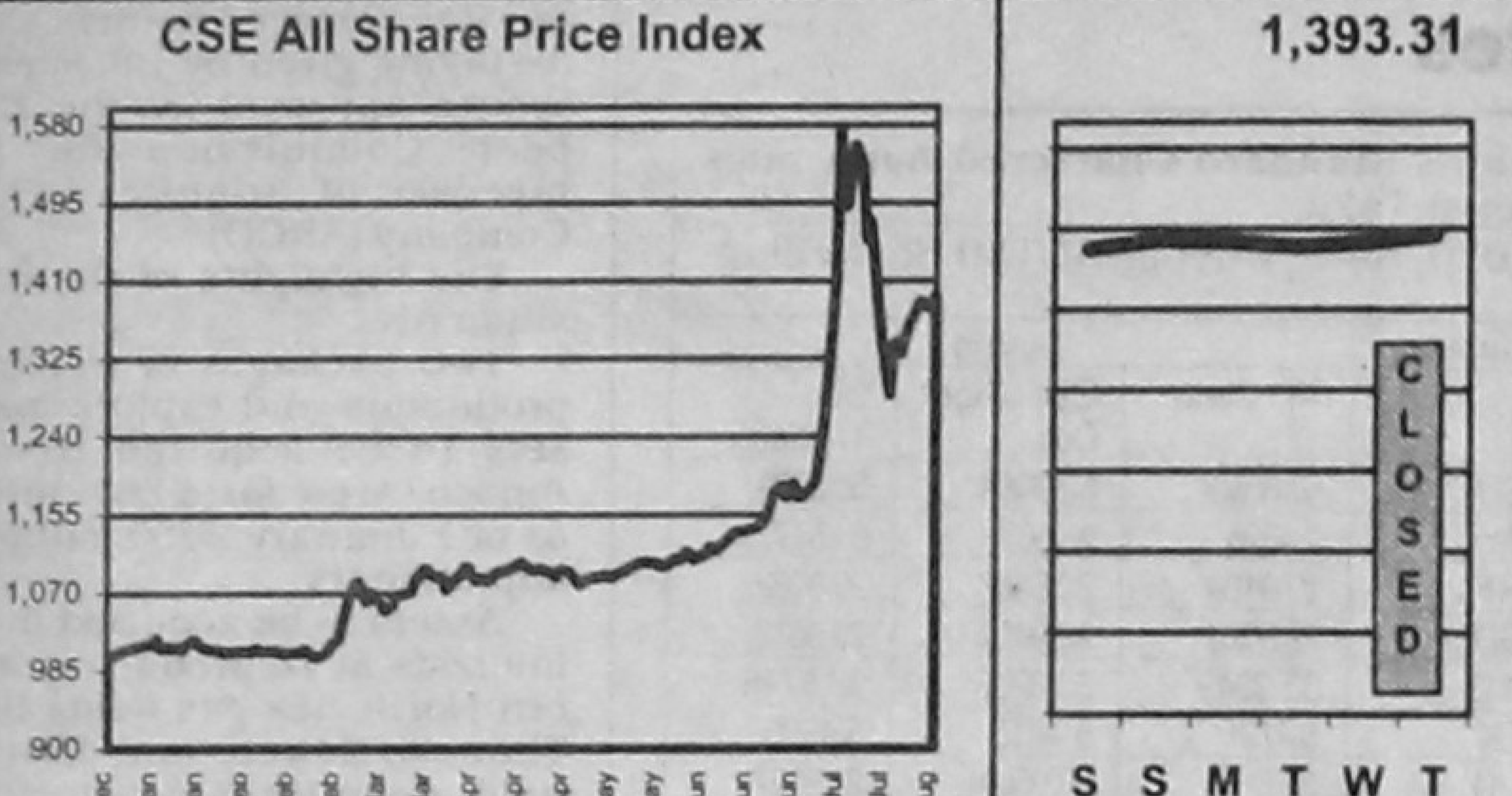


## DAY'S MARKET LEADERS

### TURNOVER LEADERS

| | DSE | Vol `000 | Value Tkm | | CSE | Vol `000 | Value Tkm |
|---|---|---|---|---|---|---|---|
| 1 | Beximco Pharma | 399 | 27.15 | 1 | Beximco Pharma | 199 | 13.53 |
| 2 | Meghna Cemnt | 40 | 17.73 | 2 | Aramit Cement | 12 | 3.80 |
| 3 | Confid Cement | 28 | 15.11 | 3 | Shine Pukur | 44 | 3.25 |
| 4 | Aramit Cement | 47 | 15.10 | 4 | Ctg. Cement | 2 | 2.85 |
| 5 | Niloy Cement | 55 | 13.71 | 5 | Quasem Drycell | 141 | 2.67 |
| 6 | BEXIMCO | 218 | 12.72 | 6 | Miracle Ind | 175 | 2.53 |
| 7 | Samata Leather | 101 | 10.81 | 7 | Chic Tex | 193 | 1.91 |
| 8 | Ctg. Cement | 6 | 9.73 | 8 | BEXIMCO | 31 | 1.80 |
| 9 | ACI | 146 | 8.01 | 9 | Sajib Knit | 22 | 1.58 |
| 10 | Shine Pukur | 101 | 7.49 | 10 | Meghna Cemnt | 4 | 1.54 |

### CAPITAL GAINERS

| | DSE | Vol `000 | Change % | | CSE | Vol `000 | Change % |
|---|---|---|---|---|---|---|---|
| 1 | UCBL | 0.12 | 9.63 | 1 | Sonali Paper | 0.30 | 19.79 |
| 2 | BEXIMCO | 217.50 | 8.94 | 2 | Olympic | 0.50 | 9.47 |
| 3 | TBL | 0.05 | 8.80 | 3 | BEXIMCO | 31.10 | 7.61 |
| 4 | National Oxygen | 0.10 | 8.41 | 4 | Beximco Tex | 0.10 | 6.08 |
| 5 | Monno Jute Staff | 0.01 | 7.14 | 5 | Aramit Cement | 11.75 | 4.19 |
| 6 | Kohinoor | 0.58 | 7.09 | 6 | Reckitt & Col | 0.30 | 4.03 |
| 7 | National Tea | 0.01 | 6.91 | 7 | Samata Leather | 6.60 | 3.92 |
| 8 | MAQ Paper | 1.30 | 6.72 | 8 | Dynamic Tex | 1.36 | 3.77 |
| 9 | Sonali Paper | 9.30 | 5.56 | 9 | Mita Tex | 0.20 | 3.74 |
| 10 | Olympic | 8.86 | 5.52 | 10 | Aramit | 9.30 | 3.66 |

### CAPITAL LOSERS

| | DSE | Vol `000 | Change % | | CSE | Vol `000 | Change % |
|---|---|---|---|---|---|---|---|
| 1 | Renwick Jaj | 0.05 | (9.24) | 1 | Apex Foods | 0.01 | (14.99) |
| 2 | 5th ICB M Fund | 0.09 | (7.35) | 2 | Pragati Ins | 0.02 | (10.14) |
| 3 | Bangla Pro | 0.09 | (7.28) | 3 | Samorita Hosp | 0.10 | (10.00) |
| 4 | BD Lamps | 0.87 | (5.36) | 4 | Sreepur Tex | 0.60 | (8.86) |
| 5 | Tamijuddin Tex | 0.91 | (4.40) | 5 | GEM Knit | 0.05 | (8.20) |
| 6 | Zeal Bangla | 4.10 | (4.35) | 6 | Dhaka Fish | 0.10 | (6.15) |
| 7 | Texpick Ind | 0.16 | (4.33) | 7 | BD Lamps | 0.02 | (4.44) |
| 8 | BD Autocars | 0.15 | (4.00) | 8 | Aftab Auto | 0.03 | (4.00) |
| 9 | Modern Dyeing | 0.12 | (3.89) | 9 | Rose Heaven | 14.00 | (3.57) |
| 10 | Saleh Carpet | 14.00 | (2.94) | 10 | Raspit Food | 0.50 | (3.05) |

## DAY'S MARKET
### August 3, 2000

| | DSE | CSE |
|---|---|---|
| All Share Price Index | 646.92 | 1,393.31 |
| Change in Index (pts) | 3.02 | 8.72 |
| Change in Index (%) | 0.47% | 0.63% |
| Market Capitalisation (cr Tk) | 6,140.11 | 5,439.92 |
| Market Capitalisation (mil US$) | 1,215.86 | 1,077.21 |
| Turnover Volume ('000) | 4,676 | 1,428 |
| Turnover Value (cr Tk) | 21.75 | 4.66 |
| No. of Issues Traded | 130 | 77 |
| No. of Issues Gained | 65 | 39 |
| No. of Issues Incurred Loss | 50 | 29 |
| No. of Issues Unchanged | 15 | 9 |
| Price Earning Ratio (x) | 8.57 | 8.73 |
| Dividend Yield (%) | 5.52 | 5.53 |

## LEAGUE TABLE

| Company Name | FV/ML Tk/nos | DSE Vol nos | DSE Day's High Tk | DSE Day's Low Tk | DSE Day's Closing Tk | DSE Prev. Closing Tk | DSE Net Chg Tk | CSE Vol nos | CSE Day's Closing Tk | CSE Prev. Closing Tk | CSE Net Chg Tk | AGM Year End YM | AGM Date D/M/Y | EPS Tk | P/E x | DPS Tk | Yield % | NAV per Share Tk | Price/NAV x |
|---|---|---|---|---|---|---|---|---|---|---|---|---|---|---|---|---|---|---|---|
| **Banks** | | | | | | | | | | | | | | | | | | | |
| AB Bank | 100/5 | 175 | 122.00 | 118.00 | 120.00 | 120.00 | - | - | - | 108.00 | - | 9812 | 18/12/99 | 33.77 | 3.55 | - | - | 177.02 | 0.68 |
| Al Arafa | 1000/1 | - | - | - | - | 1,303.25 | - | - | - | 1,300.00 | - | 9812 | 23/8/99 | 210.82 | 6.18 | 150.00 | 11.51 | 1,220.00 | 1.07 |
| Al Baraka Bank | 1000/1 | - | - | - | - | 1,100.00 | - | - | - | - | - | 9812 | 16/9/99 | 293.91 | 3.74 | - | - | 1,129.00 | 0.97 |
| City Bank | 100/5 | 5 | 128.75 | 128.75 | 128.75 | 127.25 | 1.50 | - | - | 115.00 | - | 9812 | 20/11/99 | 25.55 | 5.04 | - | - | 264.45 | 0.49 |
| Dhaka Bank | 100/50 | 1,700 | 148.00 | 146.00 | 147.00 | 147.50 | (0.50) | 100 | 143.25 | 145.00 | (1.75) | 9912 | 21/6/00 | 60.84 | 2.42 | 25.00 | 17.01 | 122.63 | 1.20 |
| EBL | 100/20 | - | - | - | - | 120.00 | - | - | - | - | - | 9712 | 12/11/98 | 57.14 | 2.10 | - | - | 159.58 | 0.75 |
| IDLC | 100/20 | 60 | 568.00 | 566.00 | 567.25 | 559.00 | 8.25 | - | - | 540.00 | - | 9912 | 21/5/00 | 37.31 | 15.20 | 27.50 | 4.85 | 234.02 | 2.42 |
| IFIC Bank | 100/5 | 15 | 130.25 | 130.25 | 130.25 | 130.25 | - | - | - | 116.00 | - | 9712 | 5/7/99 | 23.34 | 5.58 | - | - | 196.22 | 0.66 |
| Islami Bank | 1000/1 | 57 | 3,289.75 | 3,280.00 | 3,286.75 | 3,251.50 | 35.25 | - | - | 3,260.00 | - | 9812 | 26/8/99 | 303.33 | 10.84 | 210.00 | 6.39 | 4,182.10 | 0.79 |
| NBL | 100/20 | 12,420 | 163.50 | 160.50 | 161.25 | 162.25 | (1.00) | 8,540 | 161.00 | 161.25 | (0.25) | 9812 | 4/12/99 | 93.19 | 1.73 | - | - | 319.37 | 0.50 |
| NCC Bank | 100/50 | 3,700 | 124.00 | 120.00 | 121.25 | 122.50 | (1.25) | - | - | 118.50 | - | 9906 | - | 18.30 | 6.63 | - | - | 160.34 | 0.76 |
| Prime Bank | 100/50 | 300 | 246.00 | 246.00 | 246.00 | 248.00 | (2.00) | - | - | 216.50 | - | 9906 | - | 38.68 | 6.36 | - | - | 154.32 | 1.59 |
| Pubali Bank | 100/5 | 130 | 115.00 | 110.75 | 111.50 | 112.25 | (0.75) | - | - | 115.00 | - | 9812 | 23/12/99 | 62.52 | 1.78 | - | - | 376.62 | 0.30 |
| Rupali Bank | 100/10 | 180 | 74.50 | 73.50 | 73.75 | 74.00 | (0.25) | - | - | 75.00 | - | 9812 | 11/3/00 | (5.96) | - | - | - | 143.22 | 0.51 |
| Southeast Bank | 100/50 | 6,200 | 136.50 | 131.00 | 134.25 | 132.50 | 1.75 | 50 | 134.50 | 132.50 | 2.00 | 9906 | - | 29.79 | 4.51 | - | - | 148.45 | 0.90 |
| UCBL | 100/5 | 115 | 85.00 | 80.00 | 82.50 | 75.25 | 7.25 | - | - | 78.00 | - | 9612 | 27/8/97 | 34.66 | 2.38 | - | - | 198.58 | 0.42 |
| ULC | 100/20 | 100 | 730.00 | 729.00 | 729.50 | 723.00 | 6.50 | - | - | - | - | 9912 | 18/5/00 | 117.01 | 6.23 | 27.00 | 3.70 | 502.60 | 1.45 |
| Uttara Bank | 100/5 | 215 | 90.50 | 89.25 | 89.75 | 88.50 | 1.25 | - | - | - | - | 9812 | 6/12/99 | 22.19 | 4.04 | - | - | 558.69 | 0.16 |
| Uttara Finance | 100/50 | 9,950 | 244.50 | 238.00 | 239.00 | 236.75 | 2.25 | - | - | 230.00 | - | 9812 | 22/6/99 | 15.59 | 15.33 | 15.00 | 6.28 | 106.71 | 2.24 |
| **Investment** | | | | | | | | | | | | | | | | | | | |
| 1st BSRS MF | 100/50 | 400 | 75.75 | 74.25 | 74.75 | 75.50 | (0.75) | 300 | 71.50 | 72.50 | (1.00) | 9612 | - | - | - | - | - | 100.00 | 0.75 |
| 1st ICB MF | 100/5 | 5 | 1,530.00 | 1,530.00 | 1,530.00 | 1,530.00 | - | - | - | 1,050.00 | - | 9906 | 4/11/99 | 251.63 | 6.08 | 100.00 | 6.54 | 541.38 | 2.83 |
| 2nd ICB MF | 100/5 | 50 | 390.00 | 390.00 | 390.00 | 394.00 | (4.00) | - | - | 378.00 | - | 9906 | 4/11/99 | 44.95 | 8.68 | 32.00 | 8.21 | 156.52 | 2.49 |
| 3rd ICB MF | 100/5 | 205 | 405.00 | 400.00 | 402.00 | 401.75 | 0.25 | - | - | 335.00 | - | 9906 | 4/11/99 | 37.54 | 10.71 | 38.00 | 9.45 | 237.32 | 1.69 |
| 4th ICB MF | 100/10 | 40 | 366.00 | 365.00 | 365.25 | 370.00 | (4.75) | - | - | 320.00 | - | 9906 | 4/11/99 | 42.36 | 8.62 | 35.00 | 9.58 | 178.01 | 2.05 |
| 5th ICB MF | 100/10 | 90 | 238.00 | 235.00 | 236.25 | 255.00 | (18.75) | - | - | 238.00 | - | 9906 | 4/11/99 | 17.35 | 13.62 | 20.00 | 8.47 | 129.82 | 1.82 |
| 6th ICB MF | 100/10 | 1,130 | 153.25 | 151.50 | 152.50 | 151.25 | 1.25 | - | - | 153.00 | - | 9906 | 4/11/99 | 8.45 | 18.05 | 15.00 | 9.84 | 125.55 | 1.21 |
| 7th ICB MF | 100/50 | 50 | 135.00 | 135.00 | 135.00 | 135.00 | - | - | - | 140.00 | - | 9906 | 4/11/99 | 13.11 | 10.30 | 13.00 | 9.63 | 118.53 | 1.14 |
| 8th ICB MF | 100/50 | 50 | 127.00 | 127.00 | 127.00 | 130.50 | (3.50) | - | - | 136.00 | - | 9906 | 4/11/99 | 13.21 | 9.61 | 12.00 | 9.45 | 117.81 | 1.08 |
| AIMS 1st MF | 1/2500 | 1,671,500 | 1.21 | 1.18 | 1.18 | 1.19 | (0.01) | 390,000 | 1.19 | 1.20 | (0.01) | - | - | - | - | - | - | 1.00 | 1.18 |
| ICB | 100/5 | - | - | - | - | 120.00 | - | - | - | 637.50 | - | 9906 | 4/11/99 | 21.61 | 5.55 | 7.00 | 5.83 | 297.35 | 0.40 |
| **Engineering** | | | | | | | | | | | | | | | | | | | |
| Aftab Automobile | 100/5 | 435 | 242.50 | 238.00 | 241.00 | 239.75 | 1.25 | 25 | 240.00 | 250.00 | (10.00) | 9908 | 23/12/99 | 27.79 | 8.67 | 16.00 | 6.64 | 249.59 | 0.97 |
| Anwar Galvanizing | 100/50 | 800 | 153.00 | 150.00 | 151.50 | 151.00 | 0.50 | - | - | 150.00 | - | 9906 | 30/3/00 | 17.36 | 8.73 | 10.00 | 6.60 | 114.36 | 1.32 |
| Atlas Bangladesh | 10/50 | - | - | - | - | 153.10 | - | - | - | - | - | 9906 | 30/12/99 | 19.31 | 7.93 | 11.00 | 7.18 | 85.78 | 1.78 |
| Aziz Pipe | 100/5 | 475 | 425.00 | 416.00 | 417.00 | 413.00 | 4.00 | - | - | 395.00 | - | 9812 | 26/8/99 | 45.83 | 9.10 | 30.00 | 7.19 | 562.70 | 0.74 |
| BD Autocars | 100/5 | 150 | 50.00 | 47.00 | 48.00 | 50.00 | (2.00) | - | - | 50.00 | - | 9706 | 30/12/97 | 11.69 | 4.11 | - | - | 130.72 | 0.37 |
| BD Lamps | 100/5 | 865 | 745.00 | 700.00 | 701.75 | 741.50 | (39.75) | 15 | 705.00 | 737.75 | (32.75) | 9812 | 16/9/99 | 24.62 | 28.50 | 20.00 | 2.85 | 248.51 | 2.82 |
| BD Thai Aluminum | 100/10 | 10 | 365.00 | 365.00 | 365.00 | 358.25 | 6.75 | - | - | 352.50 | - | 9812 | 16/9/99 | 22.39 | 16.30 | 20.00 | 5.48 | 147.48 | 2.47 |
| BEMCO | 100/10 | - | - | - | - | 25.00 | - | - | - | - | - | 9712 | 30/12/98 | (30.96) | - | - | - | 76.67 | 0.33 |
| Bengal Steel | 10/50 | - | - | - | - | 1,113.70 | - | - | - | - | - | 9812 | 25/9/99 | (1.23) | - | - | - | (81.47) | - |
| Eastern Cables | 100/5 | 8,840 | 126.50 | 120.00 | 123.75 | 121.00 | 2.75 | 360 | 121.25 | 121.50 | (0.25) | 9906 | 12/6/00 | 8.15 | 15.18 | 10.00 | 8.08 | 173.16 | 0.71 |
| Karim Pipe | 100/5 | - | - | - | - | 64.50 | - | - | - | - | - | 9812 | 23/12/99 | (103.96) | - | - | - | 106.73 | 0.60 |
| Kay & Que | 100/50 | 850 | 116.50 | 114.00 | 114.50 | 115.75 | (1.25) | - | - | 116.50 | - | 9812 | 30/9/99 | (10.94) | - | - | - | 110.70 | 1.03 |
| Metalex Corp. | 100/5 | - | - | - | - | 109.00 | - | - | - | - | - | 9506 | 24/4/96 | (562.54) | - | - | - | (3,101.00) | - |
| Monno Jute Staffler | 100/5 | 5 | 375.00 | 375.00 | 375.00 | 350.00 | 25.00 | - | - | - | - | 9812 | 29/11/99 | 18.26 | 20.54 | 20.00 | 5.33 | 225.57 | 1.66 |
| Monno Jutex | 100/5 | - | - | - | - | 805.00 | - | - | - | - | - | 9906 | 28/11/99 | 78.24 | 10.29 | 50.00 | 6.21 | 745.08 | 1.08 |
| National Tubes | 100/10 | 30 | 715.00 | 710.00 | 713.25 | 713.25 | - | - | - | - | - | 9906 | 27/4/00 | 147.00 | 4.85 | 35.00 | 4.91 | 104.84 | 6.80 |
| Olympic Industries | 100/5 | 8,855 | 156.75 | 146.00 | 153.00 | 145.00 | 8.00 | 500 | 156.00 | 142.50 | 13.50 | 9703 | 22/12/97 | 19.22 | 7.96 | 20.00 | 13.07 | 184.61 | 0.83 |
| Quasem Drycell | 10/50 | 209,900 | 19.10 | 18.70 | 18.80 | 19.00 | (0.20) | 140,750 | 19.00 | 19.20 | (0.20) | 9906 | 23/12/99 | 1.11 | 16.94 | 1.00 | 5.32 | 28.42 | 0.66 |
| Rangpur Foundry | 10/500 | 204,500 | 22.90 | 22.40 | 22.40 | 22.60 | (0.20) | 10,500 | 22.40 | 22.50 | (0.10) | 9912 | 6/7/00 | 1.39 | 16.12 | 1.50 | 6.70 | 12.11 | 1.85 |
| Renwick Jajnes | 100/5 | 50 | 54.00 | 54.00 | 54.00 | 59.50 | (5.50) | - | - | - | - | 9906 | 28/12/99 | (56.25) | - | - | - | 100.75 | 0.54 |
| Singer Bangladesh | 100/5 | 590 | 1,500.00 | 1,480.00 | 1,483.25 | 1,494.50 | (11.25) | - | - | - | - | 9912 | 27/5/00 | 64.69 | 22.93 | 50.00 | 3.37 | 170.74 | 8.69 |
| Wonderland Toys | 100/50 | 1,600 | 39.50 | 38.75 | 39.00 | 37.75 | 1.25 | 250 | 37.75 | 38.25 | (0.50) | 9906 | 30/12/99 | (12.87) | - | - | - | 74.90 | 0.52 |
| **Food & Allied** | | | | | | | | | | | | | | | | | | | |
| AB Biscuit | 100/5 | - | - | - | - | 183.50 | - | - | - | - | - | 9506 | 30/12/95 | (26.78) | - | - | - | 238.76 | 0.77 |
| AMCL (Pran) | 100/10 | 6,760 | 505.00 | 479.00 | 491.75 | 482.50 | 9.25 | - | - | 475.00 | - | 9906 | 9/12/99 | 41.33 | 11.90 | 20.00 | 4.07 | 237.58 | 2.07 |
| Alpha Tobacco | 10/50 | 1,250 | 69.60 | 69.00 | 69.30 | 67.30 | 2.00 | - | - | 43.10 | - | 9909 | 29/3/00 | 5.00 | 13.86 | 4.25 | 6.13 | 78.71 | 0.88 |
| Amam Sea Food | 100/5 | 20 | 389.00 | 385.00 | 387.00 | 378.25 | 8.75 | - | - | - | - | 9906 | 30/11/99 | (44.72) | - | - | - | (26.71) | - |
| Apex Food | 100/5 | 3,365 | 436.00 | 421.00 | 426.75 | 417.50 | 9.25 | 10 | 446.75 | 525.50 | (78.75) | 9906 | 29/11/99 | (50.16) | - | - | - | 626.66 | 0.68 |
| BATBC | 10/50 | 3,050 | 105.60 | 104.10 | 104.60 | 104.80 | (0.20) | 200 | 104.80 | 103.50 | 1.30 | 9912 | 19/6/00 | 5.92 | 17.67 | 4.00 | 3.82 | 40.87 | 2.56 |
| BD Plantation | 100/5 | - | - | - | - | 456.00 | - | - | - | - | - | 9908 | 3/12/99 | (256.12) | - | - | - | 302.11 | 1.51 |
| BLTC | 100/5 | - | - | - | - | 650.00 | - | - | - | - | - | 9812 | 29/8/99 | 44.40 | 14.64 | 30.00 | 4.62 | 1,498.90 | 0.43 |
| Bangas | 100/5 | - | - | - | - | 189.25 | - | - | - | - | - | 9906 | 3/12/99 | 20.19 | 9.37 | 15.00 | 7.93 | 151.49 | 1.25 |
| Bengal Biscuit | 100/20 | 5,340 | 73.50 | 72.00 | 72.50 | 72.00 | 0.50 | 4,120 | 72.50 | 72.25 | 0.25 | 9906 | 25/6/00 | (2.74) | - | 5.00 | 6.90 | 228.70 | 0.32 |
| Beximco Fisheries | 100/20 | 1,540 | 99.50 | 95.00 | 97.50 | 98.00 | (0.50) | 140 | 100.00 | 97.25 | 2.75 | 9912 | 25/6/00 | 8.00 | 12.19 | 5.00 | 5.13 | 138.99 | 0.70 |
| Bionic Seafood | 10/500 | 54,000 | 15.10 | 14.90 | 14.90 | 14.80 | 0.10 | - | - | - | - | 9903 | - | 1.67 | 8.92 | - | - | 13.22 | 1.13 |
| Chittagong Vegetable | 100/10 | 2,820 | 94.25 | 91.50 | 93.25 | 90.75 | 2.50 | 340 | 93.25 | 90.25 | 3.00 | 9906 | 30/12/99 | (1.08) | - | 8.00 | 8.58 | 225.49 | 0.41 |
| Dhaka Fisheries | 100/50 | 700 | 115.25 | 113.50 | 114.50 | 114.00 | 0.50 | 100 | 122.00 | 130.00 | (8.00) | 9906 | 23/12/99 | 3.78 | 30.29 | 5.00 | 4.37 | 115.78 | 0.99 |
| Dhaka Vegetable | 100/5 | - | - | - | - | 29.50 | - | - | - | - | - | 9506 | 10/9/97 | (5.33) | - | - | - | 108.80 | 0.27 |
| EL Camelia | 100/5 | - | - | - | - | 1,400.00 | - | - | - | - | - | 9812 | 18/9/99 | 118.32 | 11.83 | - | - | (61.68) | - |
| Fu-Wang Food | 10/500 | 71,500 | 16.50 | 16.30 | 16.40 | 16.30 | 0.10 | 62,500 | 17 | 17 | - | 9909 | - | 0.53 | 30.94 | - | - | 10.82 | 1.52 |
| Gachihata | 100/50 | 5,000 | 40.00 | 39.00 | 39.00 | 39.75 | (0.75) | 300 | 40 | 40.00 | (0.25) | 9906 | 22/12/99 | (14.85) | - | - | - | 117.55 | 0.33 |
| Gemini Sea Food | 100/5 | - | - | - | - | 120.50 | - | - | - | - | - | 9909 | 26/12/99 | (41.17) | - | - | - | 108.50 | 1.11 |
| Gulf Foods | 100/50 | 2,900 | 122.50 | 120.00 | 121.00 | 120.00 | 1.00 | 50 | 120 | 119.00 | 1.00 | 9906 | 28/12/99 | 14.58 | 8.30 | 10.00 | 8.26 | 104.17 | 1.16 |
| Hill Plantation | 100/5 | - | - | - | - | 700.00 | - | - | - | - | - | 9906 | 3/12/99 | (70.29) | - | - | - | 360.43 | 1.94 |
| Meghna Shrimp | 100/20 | 27,700 | 111.00 | 108.25 | 108.75 | 109.00 | (0.25) | 740 | 110 | 109.50 | - | 9812 | 26/12/99 | 10.54 | 10.32 | 12.00 | 11.03 | 113.23 | 0.96 |
| Meghna Vegetable Oil | 100/50 | 4,000 | 82.00 | 80.25 | 80.75 | 80.75 | - | - | - | 80.25 | - | 9906 | 30/12/99 | (91.25) | - | - | - | 42.76 | 1.89 |
| Modern Industries | 100/5 | - | - | - | - | 48.00 | - | - | - | - | - | 9912 | 17/6/00 | (103.74) | - | - | - | (68.31) | - |
| Mona Food | 100/50 | 7,150 | 75.75 | 73.75 | 74.00 | 74.50 | (0.50) | 300 | 75 | 75.00 | (0.25) | 9906 | 30/12/99 | 0.87 | 85.06 | - | - | 110.11 | 0.67 |
| NTC | 100/5 | 5 | 685.00 | 685.00 | 685.00 | 640.75 | 44.25 | - | - | 600.00 | - | 9912 | 7/5/00 | (43.32) | - | 17.50 | 2.55 | 347.96 | 1.97 |
| Rabeya Flour | 10/50 | - | - | - | - | 8.10 | - | - | - | - | - | 9812 | 16/9/99 | 1.28 | 6.33 | - | - | 9.21 | 0.88 |
| Rahima Food Corp. | 100/50 | 8,650 | 52.75 | 52.00 | 52.00 | 51.75 | 0.25 | 2,900 | 52 | 51.50 | - | 9906 | 30/12/99 | (10.24) | - | - | - | 109.11 | 0.48 |
| Raspit Food | 10/500 | 127,000 | 16.70 | 15.90 | 15.90 | 15.80 | 0.10 | 500 | 16 | 16.40 | (0.50) | 9712 | 20/9/00 | 4.23 | 3.76 | 1.10 | 6.92 | 46.29 | 0.34 |
| Rupon Oil | 10/100 | - | - | - | - | 16.00 | - | - | - | 14.00 | - | 9706 | 12/8/98 | 0.11 | 145.45 | - | - | 32.14 | 0.50 |
| Shyampur Sugar Mills | 10/100 | 7,400 | 4.70 | 4.40 | 4.40 | 4.50 | (0.10) | - | - | - | - | 9806 | 24/6/99 | (75.75) | - | - | - | 10.00 | 0.44 |
| Tripti Industries | 100/5 | 4,795 | 70.75 | 65.50 | 68.50 | 68.25 | 0.25 | 665 | 67 | 67.25 | - | 9608 | - | 4.74 | 14.45 | 10.00 | 14.60 | 110.00 | 0.62 |
| Tulip Dairy | 100/10 | 2,130 | 100.00 | 98.00 | 98.50 | 96.25 | 2.25 | - | - | - | - | 9806 | 3/4/00 | (8.80) | - | - | - | 100.00 | 0.99 |
| Yousuf Flour | 10/50 | - | - | - | - | 13.00 | - | - | - | - | - | 9906 | 29/12/99 | 0.01 | 1,300 | - | - | (2.27) | - |
| Zeal Bangla | 10/50 | 4,100 | 6.80 | 6.60 | 6.60 | 6.90 | (0.30) | - | - | - | - | 9806 | 10/10/99 | (2.72) | - | - | - | 10.85 | 0.61 |
| **Fuel & Power** | | | | | | | | | | | | | | | | | | | |
| BD Welding | 10/500 | 40,000 | 11.70 | 11.50 | 11.60 | 11.50 | 0.10 | 8,000 | 11.60 | 11.60 | - | 9812 | - | 0.31 | 37.42 | - | - | 13.70 | 0.85 |
| BOC | 10/50 | 600 | 120.00 | 119.00 | 119.70 | 119.30 | 0.40 | - | - | 118.00 | - | 9909 | 5/2/00 | 9.60 | 12.47 | 4.00 | 3.34 | 53.68 | 2.23 |
| Eastern Lubricant | 10/50 | - | - | - | - | 149.90 | - | - | - | - | - | 9806 | 18/3/99 | 5.64 | 26.58 | 3.50 | 2.33 | 42.42 | 3.53 |
| National Oxyg. | 100/10 | 100 | 29.00 | 29.00 | 29.00 | 26.75 | 2.25 | - | - | 73.00 | - | 9606 | 30/6/97 | (110.86) | - | - | - | (337.60) | - |
| Padma Oil | 10/50 | 100 | 153.00 | 153.00 | 153.00 | 153.00 | - | - | - | 130.00 | - | 9906 | 23/3/00 | 19.57 | 7.82 | 5.00 | 3.27 | 95.14 | 1.61 |
| **Jute** | | | | | | | | | | | | | | | | | | | |
| Ahad Jute | 100/10 | - | - | - | - | 100.00 | - | - | - | - | - | 9906 | 26/12/99 | 2.71 | 36.90 | - | - | 103.64 | 0.96 |
| Islam Jute | 100/5 | - | - | - | - | 104.75 | - | - | - | - | - | 9906 | 29/12/99 | (329.62) | - | - | - | 802.09 | 0.13 |
| Jute Spinners | 100/5 | - | - | - | - | 159.25 | - | - | - | - | - | 9906 | 30/3/00 | 6.11 | 26.06 | - | - | 553.43 | 0.29 |
| Mutual Jute | 100/5 | - | - | - | - | 143.00 | - | - | - | - | - | 9906 | 26/12/99 | (35.18) | - | - | - | 3,586.10 | 0.04 |
| Northern Jute | 10/200 | 2,600 | 16.70 | 15.80 | 16.00 | 15.30 | 0.70 | - | - | - | - | 9906 | 7/12/99 | (3.50) | - | - | - | 6.95 | 2.30 |
| Saleh Carpet | 10/200 | 14,000 | 3.30 | 3.30 | 3.30 | 3.40 | (0.10) | - | - | - | - | 9612 | 22/12/97 | (12.81) | - | - | - | (104.30) | - |
| Sonali Ansh | 100/5 | - | - | - | - | 220.50 | - | - | - | - | - | 9906 | 23/12/99 | 93.23 | 2.37 | - | - | 257.25 | 0.86 |
| **Textile** | | | | | | | | | | | | | | | | | | | |
| Al-Haj Textile | 10/50 | - | - | - | - | 10.00 | - | - | - | - | - | 9906 | 29/12/99 | (0.13) | - | - | - | 86.07 | 0.12 |
| Alltex Industries | 100/50 | 7,950 | 70.25 | 68.50 | 69.00 | 69.75 | (0.75) | 300 | 69.00 | 68.75 | 0.25 | 9906 | 23/12/99 | 12.27 | 5.62 | - | - | 135.08 | 0.51 |
| Anlima Yarn Dyeing | 100/50 | 300 | 109.50 | 108.75 | 109.00 | 107.50 | 1.50 | - | - | 104.00 | - | 9906 | 9/12/99 | 17.96 | 6.07 | 12.00 | 11.01 | 111.19 | 0.98 |
| Apex Spinning | 100/20 | 540 | 128.00 | 124.00 | 125.25 | 124.50 | 0.75 | - | - | 125.00 | - | 9903 | 29/11/99 | 25.78 | 4.86 | 10.00 | 7.98 | 168.35 | 0.74 |

## LEAGUE TABLE

| Company Name | FV/ML Tk/nos | DSE Vol nos | DSE Day's High Tk | DSE Day's Low Tk | DSE Day's Closing Tk | DSE Prev. Closing Tk | DSE Net Chg Tk | CSE Vol nos | CSE Day's Closing Tk | CSE Prev. Closing Tk | CSE Net Chg Tk | AGM Year End YM | AGM Date D/M/Y | EPS Tk | P/E x | DPS Tk | Yield % | NAV per Share Tk | Price/NAV x |
|---|---|---|---|---|---|---|---|---|---|---|---|---|---|---|---|---|---|---|---|
| **Banks** | | | | | | | | | | | | | | | | | | | |
| AB Bank | 100/5 | 175 | 122.00 | 118.00 | 120.00 | 120.00 | - | - | - | 108.00 | - | 9812 | 18/12/99 | 33.77 | 3.55 | - | - | 177.02 | 0.68 |
| Al Arafa | 1000/1 | - | - | - | - | 1,303.25 | - | - | - | 1,300.00 | - | 9812 | 23/8/99 | 210.82 | 6.18 | 150.00 | 11.51 | 1,220.00 | 1.07 |
| Al Baraka Bank | 1000/1 | - | - | - | - | 1,100.00 | - | - | - | - | - | 9812 | 16/9/99 | 293.91 | 3.74 | - | - | 1,129.00 | 0.97 |
| City Bank | 100/5 | 5 | 128.75 | 128.75 | 128.75 | 127.25 | 1.50 | - | - | 115.00 | - | 9812 | 20/11/99 | 25.55 | 5.04 | - | - | 264.45 | 0.49 |
| Dhaka Bank | 100/50 | 1,700 | 148.00 | 146.00 | 147.00 | 147.50 | (0.50) | 100 | 143.25 | 145.00 | (1.75) | 9912 | 21/6/00 | 60.84 | 2.42 | 25.00 | 17.01 | 122.63 | 1.20 |
| EBL | 100/20 | - | - | - | - | 120.00 | - | - | - | - | - | 9712 | 12/11/98 | 57.14 | 2.10 | - | - | 159.58 | 0.75 |
| IDLC | 100/20 | 60 | 568.00 | 566.00 | 567.25 | 559.00 | 8.25 | - | - | 540.00 | - | 9912 | 21/5/00 | 37.31 | 15.20 | 27.50 | 4.85 | 234.02 | 2.42 |
| IFIC Bank | 100/5 | 15 | 130.25 | 130.25 | 130.25 | 130.25 | - | - | - | 116.00 | - | 9712 | 5/7/99 | 23.34 | 5.58 | - | - | 196.22 | 0.66 |
| Islami Bank | 1000/1 | 57 | 3,289.75 | 3,280.00 | 3,286.75 | 3,251.50 | 35.25 | - | - | 3,260.00 | - | 9812 | 26/8/99 | 303.33 | 10.84 | 210.00 | 6.39 | 4,182.10 | 0.79 |
| NBL | 100/20 | 12,420 | 163.50 | 160.50 | 161.25 | 162.25 | (1.00) | 8,540 | 161.00 | 161.25 | (0.25) | 9812 | 4/12/99 | 93.19 | 1.73 | - | - | 319.37 | 0.50 |
| NCC Bank | 100/50 | 3,700 | 124.00 | 120.00 | 121.25 | 122.50 | (1.25) | - | - | 118.50 | - | 9906 | - | 18.30 | 6.63 | - | - | 160.34 | 0.76 |
| Prime Bank | 100/50 | 300 | 246.00 | 246.00 | 246.00 | 248.00 | (2.00) | - | - | 216.50 | - | 9906 | - | 38.68 | 6.36 | - | - | 154.32 | 1.59 |
| Pubali Bank | 100/5 | 130 | 115.00 | 110.75 | 111.50 | 112.25 | (0.75) | - | - | 115.00 | - | 9812 | 23/12/99 | 62.52 | 1.78 | - | - | 376.62 | 0.30 |
| Rupali Bank | 100/10 | 180 | 74.50 | 73.50 | 73.75 | 74.00 | (0.25) | - | - | 75.00 | - | 9812 | 11/3/00 | (5.96) | - | - | - | 143.22 | 0.51 |
| Southeast Bank | 100/50 | 6,200 | 136.50 | 131.00 | 134.25 | 132.50 | 1.75 | 50 | 134.50 | 132.50 | 2.00 | 9906 | - | 29.79 | 4.51 | - | - | 148.45 | 0.90 |
| UCBL | 100/5 | 115 | 85.00 | 80.00 | 82.50 | 75.25 | 7.25 | - | - | 78.00 | - | 9612 | 27/8/97 | 34.66 | 2.38 | - | - | 198.58 | 0.42 |
| ULC | 100/20 | 100 | 730.00 | 729.00 | 729.50 | 723.00 | 6.50 | - | - | - | - | 9912 | 18/5/00 | 117.01 | 6.23 | 27.00 | 3.70 | 502.60 | 1.45 |
| Uttara Bank | 100/5 | 215 | 90.50 | 89.25 | 89.75 | 88.50 | 1.25 | - | - | - | - | 9812 | 6/12/99 | 22.19 | 4.04 | - | - | 558.69 | 0.16 |
| Uttara Finance | 100/50 | 9,950 | 244.50 | 238.00 | 239.00 | 236.75 | 2.25 | - | - | 230.00 | - | 9812 | 22/6/99 | 15.59 | 15.33 | 15.00 | 6.28 | 106.71 | 2.24 |
| **Investment** | | | | | | | | | | | | | | | | | | | |
| 1st BSRS MF | 100/50 | 400 | 75.75 | 74.25 | 74.75 | 75.50 | (0.75) | 300 | 71.50 | 72.50 | (1.00) | 9612 | - | - | - | - | - | 100.00 | 0.75 |
| 1st ICB MF | 100/5 | 5 | 1,530.00 | 1,530.00 | 1,530.00 | 1,530.00 | - | - | - | 1,050.00 | - | 9906 | 4/11/99 | 251.63 | 6.08 | 100.00 | 6.54 | 541.38 | 2.83 |
| 2nd ICB MF | 100/5 | 50 | 390.00 | 390.00 | 390.00 | 394.00 | (4.00) | - | - | 378.00 | - | 9906 | 4/11/99 | 44.95 | 8.68 | 32.00 | 8.21 | 156.52 | 2.49 |
| 3rd ICB MF | 100/5 | 205 | 405.00 | 400.00 | 402.00 | 401.75 | 0.25 | - | - | 335.00 | - | 9906 | 4/11/99 | 37.54 | 10.71 | 38.00 | 9.45 | 237.32 | 1.69 |
| 4th ICB MF | 100/10 | 40 | 366.00 | 365.00 | 365.25 | 370.00 | (4.75) | - | - | 320.00 | - | 9906 | 4/11/99 | 42.36 | 8.62 | 35.00 | 9.58 | 178.01 | 2.05 |
| 5th ICB MF | 100/10 | 90 | 238.00 | 235.00 | 236.25 | 255.00 | (18.75) | - | - | 238.00 | - | 9906 | 4/11/99 | 17.35 | 13.62 | 20.00 | 8.47 | 129.82 | 1.82 |
| 6th ICB MF | 100/10 | 1,130 | 153.25 | 151.50 | 152.50 | 151.25 | 1.25 | - | - | 153.00 | - | 9906 | 4/11/99 | 8.45 | 18.05 | 15.00 | 9.84 | 125.55 | 1.21 |
| 7th ICB MF | 100/50 | 50 | 135.00 | 135.00 | 135.00 | 135.00 | - | - | - | 140.00 | - | 9906 | 4/11/99 | 13.11 | 10.30 | 13.00 | 9.63 | 118.53 | 1.14 |
| 8th ICB MF | 100/50 | 50 | 127.00 | 127.00 | 127.00 | 130.50 | (3.50) | - | - | 136.00 | - | 9906 | 4/11/99 | 13.21 | 9.61 | 12.00 | 9.45 | 117.81 | 1.08 |
| AIMS 1st MF | 1/2500 | 1,671,500 | 1.21 | 1.18 | 1.18 | 1.19 | (0.01) | 390,000 | 1.19 | 1.20 | (0.01) | - | - | - | - | - | - | 1.00 | 1.18 |
| ICB | 100/5 | - | - | - | - | 120.00 | - | - | - | 637.50 | - | 9906 | 4/11/99 | 21.61 | 5.55 | 7.00 | 5.83 | 297.35 | 0.40 |
| **Engineering** | | | | | | | | | | | | | | | | | | | |
| Aftab Automobile | 100/5 | 435 | 242.50 | 238.00 | 241.00 | 239.75 | 1.25 | 25 | 240.00 | 250.00 | (10.00) | 9908 | 23/12/99 | 27.79 | 8.67 | 16.00 | 6.64 | 249.59 | 0.97 |
| Anwar Galvanizing | 100/50 | 800 | 153.00 | 150.00 | 151.50 | 151.00 | 0.50 | - | - | 150.00 | - | 9906 | 30/3/00 | 17.36 | 8.73 | 10.00 | 6.60 | 114.36 | 1.32 |
| Atlas Bangladesh | 10/50 | - | - | - | - | 153.10 | - | - | - | - | - | 9906 | 30/12/99 | 19.31 | 7.93 | 11.00 | 7.18 | 85.78 | 1.78 |
| Aziz Pipe | 100/5 | 475 | 425.00 | 416.00 | 417.00 | 413.00 | 4.00 | - | - | 395.00 | - | 9812 | 26/8/99 | 45.83 | 9.10 | 30.00 | 7.19 | 562.70 | 0.74 |
| BD Autocars | 100/5 | 150 | 50.00 | 47.00 | 48.00 | 50.00 | (2.00) | - | - | 50.00 | - | 9706 | 30/12/97 | 11.69 | 4.11 | - | - | 130.72 | 0.37 |
| BD Lamps | 100/5 | 865 | 745.00 | 700.00 | 701.75 | 741.50 | (39.75) | 15 | 705.00 | 737.75 | (32.75) | 9812 | 16/9/99 | 24.62 | 28.50 | 20.00 | 2.85 | 248.51 | 2.82 |
| BD Thai Aluminum | 100/10 | 10 | 365.00 | 365.00 | 365.00 | 358.25 | 6.75 | - | - | 352.50 | - | 9812 | 16/9/99 | 22.39 | 16.30 | 20.00 | 5.48 | 147.48 | 2.47 |
| BEMCO | 100/10 | - | - | - | - | 25.00 | - | - | - | - | - | 9712 | 30/12/98 | (30.96) | - | - | - | 76.67 | 0.33 |
| Bengal Steel | 10/50 | - | - | - | - | 1,113.70 | - | - | - | - | - | 9812 | 25/9/99 | (1.23) | - | - | - | (81.47) | - |
| Eastern Cables | 100/5 | 8,840 | 126.50 | 120.00 | 123.75 | 121.00 | 2.75 | 360 | 121.25 | 121.50 | (0.25) | 9906 | 12/6/00 | 8.15 | 15.18 | 10.00 | 8.08 | 173.16 | 0.71 |
| Karim Pipe | 100/5 | - | - | - | - | 64.50 | - | - | - | - | - | 9812 | 23/12/99 | (103.96) | - | - | - | 106.73 | 0.60 |
| Kay & Que | 100/50 | 850 | 116.50 | 114.00 | 114.50 | 115.75 | (1.25) | - | - | 116.50 | - | 9812 | 30/9/99 | (10.94) | - | - | - | 110.70 | 1.03 |
| Metalex Corp. | 100/5 | - | - | - | - | 109.00 | - | - | - | - | - | 9506 | 24/4/96 | (562.54) | - | - | - | (3,101.00) | - |
| Monno Jute Staffler | 100/5 | 5 | 375.00 | 375.00 | 375.00 | 350.00 | 25.00 | - | - | - | - | 9812 | 29/11/99 | 18.26 | 20.54 | 20.00 | 5.33 | 225.57 | 1.66 |
| Monno Jutex | 100/5 | - | - | - | - | 805.00 | - | - | - | - | - | 9906 | 28/11/99 | 78.24 | 10.29 | 50.00 | 6.21 | 745.08 | 1.08 |
| National Tubes | 100/10 | 30 | 715.00 | 710.00 | 713.25 | 713.25 | - | - | - | - | - | 9906 | 27/4/00 | 147.00 | 4.85 | 35.00 | 4.91 | 104.84 | 6.80 |
| Olympic Industries | 100/5 | 8,855 | 156.75 | 146.00 | 153.00 | 145.00 | 8.00 | 500 | 156.00 | 142.50 | 13.50 | 9703 | 22/12/97 | 19.22 | 7.96 | 20.00 | 13.07 | 184.61 | 0.83 |
| Quasem Drycell | 10/50 | 209,900 | 19.10 | 18.70 | 18.80 | 19.00 | (0.20) | 140,750 | 19.00 | 19.20 | (0.20) | 9906 | 23/12/99 | 1.11 | 16.94 | 1.00 | 5.32 | 28.42 | 0.66 |
| Rangpur Foundry | 10/500 | 204,500 | 22.90 | 22.40 | 22.40 | 22.60 | (0.20) | 10,500 | 22.40 | 22.50 | (0.10) | 9912 | 6/7/00 | 1.39 | 16.12 | 1.50 | 6.70 | 12.11 | 1.85 |
| Renwick Jajnes | 100/5 | 50 | 54.00 | 54.00 | 54.00 | 59.50 | (5.50) | - | - | - | - | 9906 | 28/12/99 | (56.25) | - | - | - | 100.75 | 0.54 |
| Singer Bangladesh | 100/5 | 590 | 1,500.00 | 1,480.00 | 1,483.25 | 1,494.50 | (11.25) | - | - | - | - | 9912 | 27/5/00 | 64.69 | 22.93 | 50.00 | 3.37 | 170.74 | 8.69 |
| Wonderland Toys | 100/50 | 1,600 | 39.50 | 38.75 | 39.00 | 37.75 | 1.25 | 250 | 37.75 | 38.25 | (0.50) | 9906 | 30/12/99 | (12.87) | - | - | - | 74.90 | 0.52 |

| Company Name | FV/ML | DSE Vol | DSE Day's High | DSE Day's Low | DSE Day's Closing | DSE Prev. Closing | DSE Net Chg | CSE Vol | CSE Day's Closing | CSE Prev. Closing | CSE Net Chg | Year End | Date | EPS | P/E | DPS | Yield | NAV per Share | Price/NAV |
|---|---|---|---|---|---|---|---|---|---|---|---|---|---|---|---|---|---|---|---|
| **Paper & Printing** | | | | | | | | | | | | | | | | | | | |
| Azadi Printers | 100/10 | - | - | - | - | 78.00 | - | - | - | 77.75 | - | 9906 | 28/12/99 | 3.62 | 21.55 | - | - | 100.69 | 0.77 |
| Eagle Box | 10/50 | - | - | - | - | 30.00 | - | - | - | - | - | 9906 | 29/11/99 | (56.66) | - | - | - | (275.40) | - |
| MAQ Enterprises | 100/50 | 1,150 | 37.00 | 35.00 | 36.25 | 35.50 | 0.75 | 100 | 33.75 | 33.50 | 0.25 | 9612 | - | 12.24 | 2.96 | - | - | 126.94 | 0.29 |
| MAQ Paper | 100/20 | 1,300 | 72.00 | 65.00 | 67.50 | 63.25 | 4.25 | - | - | 72.00 | - | 9712 | 20/9/98 | 18.47 | 3.65 | 10.00 | 14.81 | 123.04 | 0.55 |
| Monospool Paper | 100/5 | 510 | 55.00 | 54.00 | 54.50 | 55.00 | (0.50) | - | - | 53.00 | - | 9806 | 15/9/98 | 1.88 | 28.99 | - | - | 178.33 | 0.31 |
| Padma Printers | 10/50 | 3,600 | 10.30 | 10.00 | 10.10 | 10.10 | - | - | - | 10.30 | - | 9912 | 20/4/00 | (0.70) | - | - | - | 14.33 | 0.70 |
| Paper Process | 100/10 | 3,720 | 55.00 | 54.25 | 54.50 | 54.00 | 0.50 | - | - | - | - | 9812 | 30/4/00 | 3.42 | 15.94 | 5.00 | 9.17 | 128.65 | 0.42 |
| Sonali Paper | 10/50 | 9,300 | 16.00 | 14.90 | 15.20 | 14.40 | 0.80 | 300 | 11.50 | 9.60 | 1.90 | 9606 | 30/12/96 | 1.07 | 14.21 | 1.50 | 9.87 | 10.19 | 1.49 |
| **Services & Real Estate** | | | | | | | | | | | | | | | | | | | |
| BD Hotel | 10/50 | - | - | - | - | - | - | - | - | - | - | 9812 | 23/9/99 | 6.63 | - | 3.50 | - | 31.27 | - |
| BD Services | 10/50 | - | - | - | - | - | - | - | - | - | - | 9712 | 24/12/98 | 12.22 | - | 1.00 | - | 37.10 | - |
| Eastern Housing | 100/20 | 5,140 | 130.50 | 128.25 | 128.50 | 129.00 | (0.50) | 1,420 | 129.75 | 129.25 | 0.50 | 9907 | 23/12/99 | 14.64 | 8.78 | 12.00 | 9.34 | 129.35 | 0.99 |
| Samorita Hospital | 100/50 | 2,000 | 163.00 | 150.25 | 157.25 | 159.25 | (2.00) | 100 | 162.00 | 180.00 | (18.00) | 9806 | 19/7/99 | 3.76 | 41.82 | 12.00 | 7.63 | 146.02 | 1.08 |
| Shine Pukur Holdings | 100/50 | 100,600 | 75.50 | 73.25 | 74.50 | 74.00 | 0.50 | 43,500 | 74.75 | 74.25 | 0.50 | 9912 | 28/6/00 | 1.60 | 46.56 | - | - | 106.37 | 0.70 |
| **Miscellaneous** | | | | | | | | | | | | | | | | | | | |
| Apex Footwear | 100/20 | 80 | 255.00 | 242.50 | 250.00 | 254.50 | (4.50) | - | - | 240.00 | - | 9912 | 6/7/00 | 12.02 | 20.80 | 10.00 | 4.00 | 212.04 | 1.18 |
| Apex Tannery | 100/10 | 7,540 | 170.00 | 166.25 | 168.00 | 167.50 | 0.50 | 1,210 | 169.00 | 167.00 | 2.00 | 9906 | 5/12/99 | 4.13 | 40.68 | - | - | 410.07 | 0.41 |
| Aramit | 10/50 | 83,000 | 57.70 | 54.30 | 56.30 | 54.90 | 1.40 | 9,300 | 56.60 | 54.60 | 2.00 | 9812 | 30/10/99 | 3.26 | 17.27 | 2.50 | 4.44 | 26.55 | 2.12 |
| Aramit Cement | 100/50 | 46,700 | 333.00 | 316.00 | 323.25 | 313.50 | 9.75 | 11,750 | 323.50 | 310.50 | 13.00 | 9812 | 30/10/99 | - | - | - | - | 100.00 | 3.23 |
| BD Luggage | 100/50 | 250 | 44.00 | 44.00 | 44.00 | 43.25 | 0.75 | - | - | 40.00 | - | 9606 | - | - | - | - | - | 100.00 | 0.44 |
| BEXIMCO | 10/100 | 217,500 | 61.30 | 53.40 | 58.50 | 53.70 | 4.80 | 31,100 | 58.00 | 53.90 | 4.10 | 9912 | 22/6/00 | 2.47 | 23.68 | 1.50 | 2.56 | 35.54 | 1.65 |
| BSC | 100/5 | - | - | - | - | 102.00 | - | - | - | 49.00 | - | 9806 | 7/4/99 | (48.54) | - | - | - | (575.90) | - |
| Bata Shoe | 10/100 | 1,500 | 114.90 | 112.40 | 113.70 | 112.20 | 1.50 | - | - | - | - | 9912 | 22/6/00 | 10.52 | 10.81 | 12.00 | 10.55 | 31.18 | 3.65 |
| Bengal Fine Ceramic | 100/50 | 7,300 | 128.50 | 122.00 | 123.00 | 126.00 | (3.00) | 150 | 125.00 | 126.50 | (1.50) | 9906 | 30/12/99 | 1.39 | 88.49 | - | - | 101.91 | 1.21 |
| Confidence Cement | 100/20 | 28,360 | 547.00 | 530.00 | 532.75 | 535.75 | (3.00) | 940 | 538.00 | 533.50 | 4.50 | 9906 | 30/12/99 | 37.08 | 14.37 | 25.00 | 4.69 | 262.41 | 2.03 |
| Ctg Cement | 100/5 | 6,050 | 1,634.00 | 1,580.00 | 1,607.75 | 1,575.75 | 32.00 | 1,785 | 1,598.50 | 1,569.50 | 29.00 | 9906 | 13/4/00 | 73.70 | 21.81 | 50.00 | 3.11 | 243.55 | 6.60 |
| Excelsior Shoes | 100/50 | 6,950 | 37.75 | 37.00 | 37.00 | 37.75 | (0.75) | 100 | 37.00 | 37.75 | (0.75) | 9809 | 27/9/99 | (11.37) | - | - | - | 121.58 | 0.30 |
| Fu-Wang Ceramic | 100/50 | 5,200 | 211.00 | 207.25 | 208.50 | 208.25 | 0.25 | 150 | 209.75 | 205.00 | 4.75 | 9906 | 9/12/99 | 18.36 | 11.36 | 15.00 | 7.19 | 107.73 | 1.94 |
| GQ Ball Pen | 10/50 | 5,850 | 80.00 | 77.70 | 79.80 | 78.50 | 1.30 | 100 | 77.00 | 77.00 | - | 9812 | 23/8/99 | 9.41 | 8.48 | 3.60 | 4.76 | 104.72 | [illegible] |
| Highspeed Ship | 100/5 | - | - | - | - | 61.00 | - | - | - | - | - | 9906 | 27/12/99 | (13.13) | - | - | - | [illegible] | - |
| Hinladri | 10/100 | - | - | - | - | 6.60 | - | - | - | - | - | 9812 | 21/8/99 | 0.71 | 9.30 | - | - | 7.90 | 0.84 |
| Legacy Footwear | 10/500 | 35,500 | 11.20 | 10.30 | 10.30 | 10.30 | - | 3,000 | 10.40 | 10.20 | 0.20 | 9912 | 27/5/00 | (1.42) | - | - | - | 8.58 | 1.20 |
| Lexco | 100/10 | 2,330 | 159.50 | 150.00 | 157.00 | 149.75 | 7.25 | - | - | 150.00 | - | 9812 | 9/9/99 | 10.41 | 15.08 | 10.00 | 6.37 | 550.88 | 0.29 |
| Mark BD Shilpa & Engg. | 100/50 | 10,800 | 32.75 | 31.75 | 32.50 | 31.75 | 0.75 | 350 | 32.50 | 32.00 | 0.50 | 9706 | 29/12/97 | 13.54 | 2.40 | 11.00 | 33.85 | 218.88 | 0.15 |
| Meghna Cement | 100/50 | 40,250 | 452.00 | 437.00 | 440.50 | 441.75 | (1.25) | 3,500 | 441.00 | 438.50 | 2.50 | 9912 | 27/6/00 | 31.52 | 13.98 | 11.00 | 2.50 | 139.00 | 3.17 |
| Miracle Ind | 10/500 | 343,000 | 14.60 | 14.30 | 14.30 | 14.30 | - | 174,500 | 14.50 | 14.50 | - | 9906 | - | 0.86 | 16.63 | - | - | 12.95 | 1.10 |
| Monno Ceramic | 100/5 | 1,810 | 398.00 | 385.00 | 385.75 | 382.75 | 3.00 | - | - | 380.00 | - | 9906 | 2/12/99 | 24.14 | 15.98 | 25.00 | 6.48 | 242.41 | 1.59 |
| Niloy Cement | 100/50 | 54,500 | 258.75 | 248.25 | 251.50 | 251.00 | 0.50 | 4,450 | 251.75 | 251.25 | 0.50 | 9906 | 17/12/99 | 2.74 | 91.79 | - | - | 103.36 | 2.43 |
| Paragon Leather | 100/50 | 1,700 | 49.75 | 49.00 | 49.00 | 49.00 | - | 1,200 | 50.00 | 49.50 | 0.50 | 9806 | 26/5/99 | 8.00 | 6.13 | 10.00 | 20.41 | 111.73 | 0.44 |
| Phoenix Leather | 100/5 | - | - | - | - | 260.00 | - | - | - | - | - | 9706 | 21/10/99 | (439.05) | - | - | - | (426.20) | - |
| Rose Heaven Ball Pen | 10/500 | 16,000 | 17.10 | 16.70 | 16.90 | 17.00 | (0.10) | 14,000 | 16.20 | 16.80 | (0.60) | 9806 | 19/12/98 | 1.13 | 14.96 | 1.00 | 5.92 | 16.52 | 1.02 |
| Samata Leather | 100/50 | 101,050 | 109.00 | 102.50 | 107.00 | 101.50 | 5.50 | 6,600 | 106.00 | 102.00 | 4.00 | 9906 | 31/10/99 | 3.80 | 28.16 | 7.00 | 6.54 | 178.11 | 0.60 |
| Savar Refractories | 100/5 | 470 | 52.75 | 51.00 | 51.50 | 51.25 | 0.25 | - | - | - | - | 9906 | 23/3/00 | 0.41 | 125.61 | - | - | 113.60 | 0.45 |
| Sinobangla Industries | 10/500 | 29,500 | 29.60 | 28.10 | 29.30 | 30.10 | (0.80) | 5,000 | 29.20 | 29.60 | (0.40) | 9910 | 1/4/00 | 1.16 | 25.26 | 0.50 | 1.71 | 11.19 | 2.62 |
| Standard Ceramic | 100/50 | 1,300 | 138.00 | 131.75 | 134.25 | 134.50 | (0.25) | - | - | 112.00 | - | 9806 | 7/7/99 | (23.28) | - | 7.50 | 5.59 | 192.45 | 0.70 |
| Texpick Industries | 100/10 | 160 | 52.00 | 48.00 | 49.75 | 52.00 | (2.25) | - | - | - | - | 9706 | 24/12/97 | 1.24 | 40.12 | - | - | 128.69 | 0.39 |
| The Engineers | 100/5 | - | - | - | - | 101.00 | - | - | - | - | - | 9808 | 25/12/99 | 78.59 | 1.29 | 10.00 | 9.90 | 516.25 | 0.20 |
| Usmania Glass | 100/5 | 100 | 333.00 | 330.00 | 330.75 | 332.25 | (1.50) | - | - | 330.00 | - | 9906 | 14/4/00 | (32.69) | - | 10.00 | 3.02 | 720.31 | 0.46 |
| **Insurance** | | | | | | | | | | | | | | | | | | | |
| BGIC | 100/10 | 1,700 | 245.00 | 232.00 | 242.25 | 237.00 | 5.25 | - | - | 231.00 | - | 9912 | 25/7/00 | 15.40 | 15.73 | 15.00 | 6.49 | 239.73 | 1.01 |
| Central Insurance | 100/20 | 20 | 145.00 | 145.00 | 145.00 | 145.00 | - | - | - | 160.00 | - | 9812 | 9/9/99 | 19.01 | 7.63 | 15.00 | 9.38 | 161.48 | 0.90 |
| Delta Life Insurance | 100/5 | 40 | 570.00 | 540.00 | 555.00 | 560.75 | (5.75) | - | - | 350.00 | - | 9912 | 20/7/00 | - | - | 36.00 | 10.29 | 100.00 | 5.55 |
| Eastern Insurance | 100/20 | 140 | 147.75 | 147.00 | 147.50 | 146.50 | 1.00 | - | - | 204.00 | - | 9812 | 28/7/99 | 26.63 | 5.54 | 20.00 | 9.80 | 156.06 | 0.95 |
| Eastland Insurance | 100/20 | 20 | 155.00 | 155.00 | 155.00 | 148.00 | 7.00 | - | - | 155.00 | - | 9812 | 22/8/99 | 23.45 | 6.61 | 16.00 | 10.32 | 203.57 | 0.76 |
| Federal Insurance | 100/50 | - | - | - | - | 115.50 | - | - | - | 110.00 | - | 9812 | 4/12/99 | 6.08 | 19.00 | 12.00 | 10.91 | 153.94 | 0.75 |
| Green Delta Insurance | 100/10 | - | - | - | - | 502.00 | - | - | - | 415.00 | - | 9912 | 29/6/00 | 53.30 | 9.42 | 35.00 | 8.43 | 318.78 | 1.57 |
| Janata Insurance | 100/20 | 20 | 150.00 | 150.00 | 150.00 | 148.00 | 2.00 | - | - | 165.00 | - | 9812 | 14/10/99 | 61.32 | 2.45 | 25.00 | 15.15 | 178.95 | 0.84 |
| Karnaphuli Insurance | 100/20 | - | - | - | - | 149.00 | - | - | - | - | - | 9812 | 27/9/99 | 14.27 | 10.44 | 15.00 | - | 183.44 | 0.81 |
| National Life Insurance | 100/50 | - | - | - | - | 250.00 | - | - | - | 260.00 | - | 9912 | 22/7/00 | - | - | 25.00 | 9.62 | 100.00 | 2.50 |
| People Insurance | 100/10 | - | - | - | - | 575.00 | - | - | - | 301.00 | - | 9812 | 8/8/99 | 29.22 | 19.68 | 21.00 | 6.98 | 251.41 | 2.29 |
| Phoenix Insurance | 100/20 | 100 | 228.25 | 223.50 | 225.25 | 220.00 | 5.25 | - | - | 175.00 | - | 9912 | 28/6/00 | 34.72 | 6.49 | 22.00 | 12.57 | 217.86 | 1.03 |
| Pragati Insurance | 100/10 | - | - | - | - | 430.00 | - | 20 | 390.00 | 434.00 | (44.00) | 9812 | 15/7/99 | 42.99 | 10.00 | 35.00 | 8.97 | 361.16 | 1.19 |
| Purabi Insurance | 100/50 | 50 | 111.00 | 111.00 | 111.00 | 111.00 | - | - | - | - | - | 9812 | 30/1/00 | 5.07 | 21.89 | 5.00 | - | 127.39 | 0.87 |
| Reliance Insurance | 100/50 | - | - | - | - | 320.00 | - | - | - | 360.00 | - | 9912 | 22/6/00 | 53.16 | 6.02 | 30.00 | 8.33 | 409.26 | 0.78 |
| Rupali Insurance | 100/20 | 20 | 195.00 | 195.00 | 195.00 | 196.00 | (1.00) | - | - | 190.00 | - | 9812 | 14/9/99 | 28.81 | 6.77 | 15.00 | 7.89 | 274.66 | 0.71 |
| Sandhani Life Insurance | 100/50 | - | - | - | - | 172.00 | - | - | - | 144.00 | - | 9812 | 30/1/00 | - | - | 10.00 | 6.94 | 100.00 | 1.72 |
| United Insurance | 100/10 | - | - | - | - | 227.50 | - | - | - | - | - | 9912 | 22/5/00 | 35.82 | 6.35 | 22.00 | - | 239.43 | 0.95 |

## DEBENTURE

| Name | Nature of Debenutre | Year of Float | Date of Maturity | Date of Conversion | Interest Due | FV/ML Tk/Nos | Day's Closing Price DSE Tk | Day's Closing Price CSE Tk |
|---|---|---|---|---|---|---|---|---|
| Aramit Cement | 14%, 20% Convertible, 80% Redeemable | 1998 | September, 2008 | September, 2000 | Mar, Sep | 2500/2 | | |
| BD Luggage | 14%, 20% Convertible, 80% Redeemable | 1996 | September 5, 2003 | September 5, 1998 | Mar, Sep | 1600/2 | | |
| BD Welding | 15%, 20% Convertible, 80% Redeemable | 1999 | July 15, 2006 | | Jul, Jan | 2500/2 | | |
| BD Zipper | 14%, 20% Convertible, 80% Redeemable | 1995 | August 1, 2002 | August 1, 1997 | Feb, Aug | 1000/2 | | |
| Beximco Denims | 14%, 100% Redeemable | 1995 | July 10, 2005 | | Jan, Jul | 1784/2 | | |
| Beximco Fisheries | 14%, 100% Redeemable | 1994 | May 1, 2004 | | Jan, Jul | 1714.26/1 | | |
| Beximco Infusion | 17%, 100% Redeemable | 1992 | October 31, 2000 | | Oct, Apr | 300/2 | | |
| Beximco Synthetics | 14%, 100% Redeemable | 1993 | September 1, 2003 | | Mar, Sep | 1247/2 | | |
| Beximco Textile | 14%, 100% Redeemable | 1995 | July 1, 2005 | | Jan, Jul | 1784/2 | | |
| Beximco Knitting | 14%, 20% Convertible, 80% Redeemable | 1994 | July 1, 2004 | July 1, 1995 | Jan, Jul | 1368/2 | | |

## COMPANY CALENDAR

| Company | Declaration Year End | Declaration Div/Bon/Rght | Book Closure From | Book Closure To | AGM/EGM Date & Time | AGM/EGM Venue | Company | Declaration Year End | Declaration Div/Bon/Rght | Book Closure From | Book Closure To | AGM/EGM Date & Time | AGM/EGM Venue |
|---|---|---|---|---|---|---|---|---|---|---|---|---|---|
| GQ Ball Pen | 9912 | 40% | 13/7/2000 | 30/7/2000 | 30/7/2000 11am | Factory Premises | ICB 1st MF | | 125% | 13/08/2000 | 23/08/2000 | | |
| Bionic Sea Food | 9912 | 10% | 30/7/2000 | 17/8/2000 | 17/8/2000 11am | Royal Hotel, Khulna | ICB 2nd MF | | 35% | 13/08/2000 | 23/08/2000 | | |
| Islami Bank | 9912 | 21%, 1:1R | 11/8/2000 | 24/8/2000 | 24/8/2000 10am | 196 M. C. A. | ICB 3rd MF | | 40% | 13/08/2000 | 23/08/2000 | | |
| BLTC | 9912 | 27.5% | 1/8/2000 | 9/8/2000 | 9/8/2000 11.45am | Kushtia | ICB 4th MF | | 36% | 13/08/2000 | 23/08/2000 | | |
| Karnaphuli | 9912 | 15% | 10/8/2000 | 30/8/2000 | 30/8/2000 11am | BCIC Auditorium | ICB 5th MF | | 21% | 13/08/2000 | 23/08/2000 | | |
| Mark BD | 2006 | | 6/8/2000 | 16/8/2000 | 16/8/2000 1pm | PWD Cam. Gazipur | ICB 6th MF | | 16% | 13/08/2000 | 23/08/2000 | | |
| Centralins | 9912 | 15% | 1/8/2000 | 16/8/2000 | 16/8/2000 3.30pm | Hotel Sonargaon | ICB 7th MF | | 13.5% | 13/08/2000 | 23/08/2000 | | |
| Rupali Ins | 9912 | 15% | 16/8/2000 | 31/8/2000 | 31/8/2000 11am | Hotel Sonargaon | ICB 8th MF | | 12.5% | 13/08/2000 | 23/08/2000 | | |
| Pragati Ins | 9912 | 30% | 29/7/2000 | 12/8/2000 | 12/8/2000 11.30am | Jamuna Resort Ltd. | | | | | | | |
| Watachem | 9912 | 12.5% | 4/8/2000 | 14/8/2000 | 14/8/2000 4.3pm | Hotel Purbani | | | | | | | |
| Bx Synth Deb | | | 17/8/2000 | 31/8/2000 | | | | | | | | | |
| Janata Ins | 9912 | 10% | | | | | | | | | | | |
| Bd Lamps | 9912 | 15% | 3/9/2000 | 25/9/2000 | 25/9/2000 3.30pm | Hotel Sheraton | | | | | | | |
| Singer BD | | 22% I | 13/08/2000 | 21/08/2000 | | | | | | | | | |

## Notes

| | | | | | | | | | | | |
|---|---|---|---|---|---|---|---|---|---|---|---|
| FI/ML | Face Value/Market Lots | Vol | Volume | P/E(x) | Price/Earning(Times) | Price/NAV(x) | Price/Net Asset Value(Times) | Avg | Average | Nos | Numbers |
| Tk/Nos | Taka/Number of Shares | EPS | Earning Per Share | DPS | Dividend Per Share | Tkm | Taka in Million | Prev. | Previous | Chg | Change |

Prepared by The Daily Star in collaboration with Securities Consultants Limited