The Daily Star BUSINESS

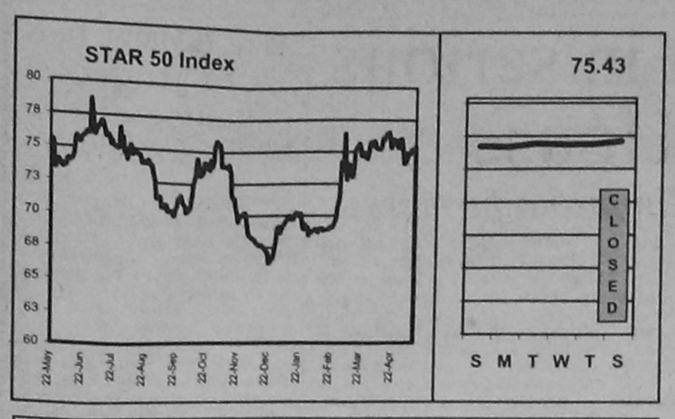

Fifty companies have been chosen for calculation of the **STAR 50 Index** based on their market capitalisation, liquidity, free float and corporate track record. The **Base Period** for the Index is **August 10, 1998**. The calculation has been done according to the widely used International Finance Corporation formula.

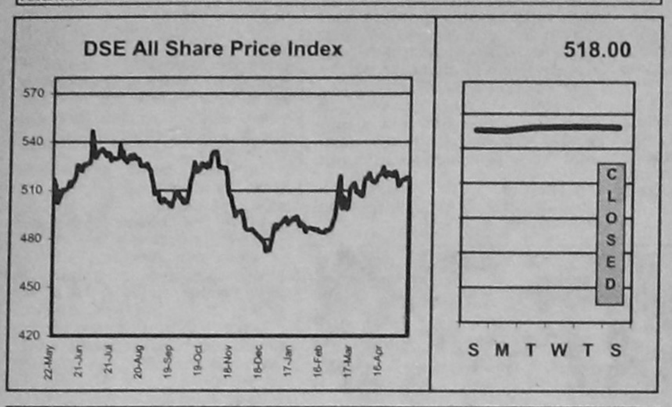

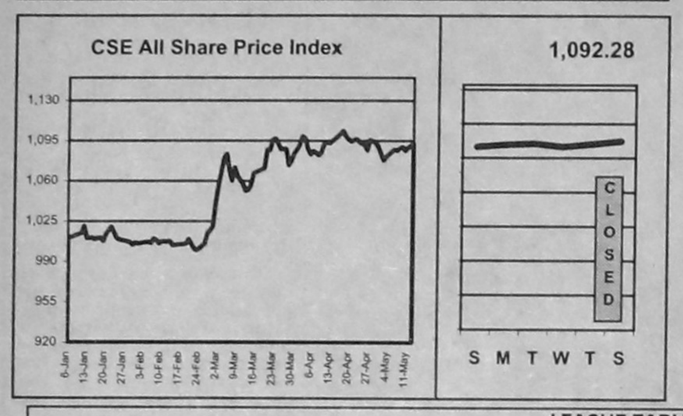

DAY'S MARKET
May 13, 2000

	DSE	CSE
All Share Price Index	520.14	1,092.28
Change in Index (pts)	2.01	3.11
Change in Index (%)	0.39%	0.29%
Market Capitalisation (cr Tk)	4,879.59	4,061.07
Market Capitalisation (mil US$)	1,016.58	846.06
Turnover Volume ('000)	1,834	545
Turnover Value (cr Tk)	7.97	2.54
No. of Issues Traded	171	59
No. of Issues Gained	88	29
No. of Issues Incurred Loss	60	23
No. of Issues Unchanged	23	7
Price Earning Ratio (x)	6.55	6.46
Dividend Yield (%)	7.06	7.20

DAY'S MARKET LEADERS

TURNOVER LEADERS

	DSE	Vol '000	Value Tkm		CSE	Vol '000	Value Tkm
1	Dynamic Tex	369	17.17	1	Dynamic Tex	270	12.90
2	Aramit	83	3.39	2	Rahima Food	83	3.72
3	BATBC	32	3.21	3	Paragon Leather	34	1.65
4	Imam Button	31	3.19	4	Samata Leather	5	0.74
5	Dhaka Fish	25	2.86	5	Delta Millers	13	0.69
6	Northern Jute	68	2.55	6	Imam Button	6	0.63
7	Ranfoundry	157	2.32	7	Ctg. Cement	1	0.63
8	Samata Leather	16	2.24	8	Shine Pukur	12	0.59
9	Delta Millers	40	2.11	9	MAQ Enter	12	0.53
10	Sinobangla	50	2.05	10	Sinobangla	12	0.48

CAPITAL GAINERS

	DSE	Vol '000	Change %		CSE	Vol '000	Change %
1	Dulamia Cotton	0.20	7.91	1	MAQ Enter	12.15	13.55
2	Rupali Ins	0.02	7.45	2	Apex Footwear	0.06	6.75
3	MAQ Enter	25.05	5.92	3	Padma Printer	0.50	5.31
4	Padma Printer	67.60	5.26	4	8th ICB M Fund	0.10	4.65
5	Islami Bank	0.09	5.03	5	Dynamic Tex	270.14	4.37
6	Delta Millers	39.84	3.92	6	Paragon Leather	34.40	3.78
7	Green Delta	0.01	3.91	7	Islami Bank	0.01	3.57
8	ULC	0.32	3.80	8	Olympic	0.08	3.54
9	Sonargaon Tex	0.05	3.70	9	Delta Millers	13.14	2.93
10	Renwick Jaj	0.21	3.61	10	Legacy Footwear	13.50	2.83

CAPITAL LOSERS

	DSE	Vol '000	Change %		CSE	Vol '000	Change %
1	Bangla Pro	0.12	(8.01)	1	1st BSRS M Fund	0.10	(3.95)
2	Mordern Dyeing	1.51	(7.45)	2	HR Tex	0.05	(2.99)
3	Sandhani Life	0.05	(4.35)	3	Safko Spinning	0.70	(2.98)
4	IDLC	0.12	(3.43)	4	BD Luggage	2.65	(2.89)
5	Texpick Ind	0.13	(2.82)	5	Miracle Ind	1.00	(2.56)
6	Rose Heaven	36.50	(2.40)	6	Imam Button	6.25	(2.17)
7	Aziz Pipes	0.29	(2.23)	7	Niloy Cement	0.05	(1.93)
8	Rahim Tex	0.09	(2.17)	8	Samata Leather	5.25	(1.93)
9	Imam Button	31.35	(1.93)	9	BD Dyeing	0.06	(1.79)
10	Pubali Bank	0.46	(1.78)	10	Dhaka Fish	0.05	(1.71)

LEAGUE TABLE

Company Name	FV/ML	Market Performance: Dhaka Stock Exchange						Chittagong Stock Exchange				AGM		Financial Performance					
		Vol	Day's High	Day's Low	Day's Closing	Prev. Closing	Net Chg	Vol	Day's Closing	Prev. Closing	Net Chg	Year End	Date	EPS	P/E	DPS	Yield	NAV per Share	Price/ NAV
	Tk/nos	nos	Tk	Tk	Tk	Tk	Tk	nos	Tk	Tk	Tk	YM	D/M/Y	Tk	x	Tk	%	Tk	x
Banks																			
Al-Arafa	1000/1	775	1,229.00	1,162.00	1,205.75	1,169.25	36.50	10	1,150.00	1,125.00	25.00	9812	23/8/99	210.82	5.72	150.00	12.44	1,220.00	0.99
Al Baraka Bank	1000/1	-	-	-	-	1,106.00	-	-	-	-	-	9812	16/9/99	293.91	3.76	-	-	1,129.00	0.98
Arab Bangladesh Bank	100/5	820	92.00	88.00	90.25	88.00	2.25	-	-	88.00	-	9812	18/12/99	33.77	2.67	-	-	177.02	0.51
City Bank	100/5	-	-	-	-	118.50	-	-	-	115.00	-	9812	20/11/99	25.55	4.64	-	-	264.45	0.45
Dhaka Bank	100/50	100	145.50	145.50	145.50	143.50	2.00	-	-	157.00	-	9906	-	26.57	5.48	-	-	140.49	0.78
Eastern Bank	100/20	-	-	-	-	108.00	-	-	-	-	-	9712	12/11/98	57.14	1.89	-	-	159.58	0.68
IDLC	100/20	120	445.00	440.00	443.25	459.00	(15.75)	-	-	490.00	-	9812	10/6/99	31.75	13.96	25.00	5.64	224.02	1.98
IFIC Bank	100/5	30	117.25	117.25	117.25	117.00	0.25	-	-	97.00	-	9612	5/7/99	23.34	5.02	-	-	196.22	0.60
Islami Bank	1000/1	85	2,800.00	2,629.00	2,733.25	2,602.25	131.00	11	2,641.00	2,550.00	91.00	9812	26/8/99	303.33	9.01	210.00	7.68	4,182.10	0.65
National Bank	100/20	10,420	102.50	100.00	101.50	100.00	1.50	1,060	101.25	102.25	(1.00)	9812	4/12/99	93.19	1.09	-	-	319.37	0.32
Prime Bank	100/50	700	140.00	138.00	139.00	137.00	2.00	-	-	135.00	-	9906	-	38.68	3.59	-	-	154.32	0.90
Pubali Bank	100/5	460	113.00	110.00	110.50	112.50	(2.00)	-	-	103.00	-	9812	23/12/99	62.52	1.77	-	-	376.62	0.29
Rupali Bank	100/10	120	80.25	80.00	80.00	80.00	-	-	-	75.00	-	9812	11/3/00	(5.96)	-	-	-	143.22	0.56
Southeast Bank	100/50	650	118.00	114.00	115.25	114.75	0.50	-	-	-	-	9906	-	29.79	3.87	-	-	148.45	1.04
UCBL	100/5	-	-	-	-	77.00	-	-	-	72.25	-	9612	27/8/97	34.66	2.22	-	-	198.58	0.39
United Leasing	100/20	320	640.00	608.00	627.50	604.50	23.00	-	-	-	-	9812	20/5/99	63.07	9.95	25.00	3.98	402.91	1.56
Uttara Bank	100/5	160	82.00	80.00	80.00	78.25	1.75	-	-	-	-	9812	6/12/99	22.19	3.61	-	-	558.69	0.14
Uttara Finance	100/50	50	170.00	170.00	170.00	170.50	(0.50)	-	-	166.00	-	9812	22/6/99	15.59	10.90	15.00	8.82	106.71	1.59
Investment																			
1st BSRS MF	100/50	350	55.50	54.75	55.00	55.00	-	100	54.75	57.00	(2.25)	9612	-	-	-	-	-	100.00	0.55
1st ICB MF	100/5	-	-	-	-	1,205.00	-	-	-	1,050.00	-	9906	4/11/99	251.63	4.79	100.00	8.30	541.38	2.23
2nd ICB MF	100/5	-	-	-	-	365.00	-	-	-	375.00	-	9906	4/11/99	44.95	8.12	32.00	8.77	156.52	2.33
3rd ICB MF	100/5	-	-	-	-	348.00	-	-	-	335.00	-	9906	4/11/99	37.54	9.27	38.00	10.92	237.32	1.47
4th ICB MF	100/10	-	-	-	-	320.00	-	-	-	346.50	-	9906	4/11/99	42.36	7.55	35.00	10.94	178.01	1.80
5th ICB MF	100/10	340	255.00	248.00	252.00	250.00	2.00	-	-	190.00	-	9906	4/11/99	17.35	14.52	20.00	7.94	129.82	1.94
6th ICB MF	100/10	50	143.00	143.00	143.00	143.00	-	-	-	144.00	-	9906	4/11/99	8.45	16.92	15.00	10.49	125.55	1.14
7th ICB MF	100/50	1,100	150.25	145.00	148.50	144.25	4.25	-	-	125.00	-	9906	4/11/99	13.11	11.33	13.00	8.75	118.53	1.25
8th ICB MF	100/50	1,900	119.50	118.50	118.75	118.25	0.50	100	118.25	113.00	5.25	9906	4/11/99	13.21	8.99	12.00	10.11	117.81	1.01
ICB	100/5	-	-	-	-	126.00	-	-	-	175.00	-	9906	4/11/99	21.61	5.83	7.00	5.56	297.35	0.42
Engineering																			
Aftab Automobile	100/5	45	196.75	195.25	195.75	197.50	(1.75)	-	-	191.00	-	9908	23/12/99	27.79	7.04	16.00	8.17	249.59	0.78
Anwar Galvanizing	100/50	100	132.25	132.25	132.25	131.50	0.75	-	-	128.00	-	9906	30/3/00	17.36	7.62	10.00	7.56	114.36	1.16
Atlas Bangladesh	10/50	400	138.00	137.30	137.50	138.80	(1.30)	-	-	-	-	9906	30/12/99	19.31	7.12	11.00	8.00	85.78	1.60
Aziz Pipe	100/5	290	445.25	435.00	438.75	448.75	(10.00)	-	-	475.00	-	9812	26/8/99	45.83	9.57	30.00	6.84	562.70	0.78
BD Autocars	100/5	1,770	59.50	59.00	59.00	58.75	0.25	-	-	58.00	-	9706	30/12/97	11.69	5.05	-	-	130.72	0.45
BD Lamps	100/5	75	507.00	503.00	504.75	503.75	1.00	-	-	502.00	-	9812	16/9/99	24.62	20.50	20.00	3.96	248.51	2.03
BEMCO	100/10	50	46.25	46.00	46.00	46.00	-	-	-	-	-	9712	30/12/98	(30.96)	-	-	-	76.67	0.60
Bengal Steel	10/50	-	-	-	-	1,113.70	-	-	-	-	-	9812	25/9/99	(1.23)	-	-	-	(81.47)	-
Eastern Cables	100/5	1,040	103.00	100.75	102.00	102.75	(0.75)	-	-	104.00	-	9806	24/6/99	7.57	13.47	12.00	11.76	168.73	0.60
Karim Pipe	100/5	650	65.00	64.00	64.50	63.75	0.75	-	-	-	-	9812	23/12/99	(103.96)	-	-	-	106.73	0.60
Kay & Que	100/50	650	106.25	105.75	106.00	106.25	(0.25)	-	-	107.00	-	9812	30/9/99	(10.94)	-	-	-	110.70	0.96
Metalex Corp.	100/5	40	110.00	110.00	110.00	106.50	3.50	-	-	-	-	9506	24/4/96	(562.54)	-	-	-	(3,101.00)	-
Monno Jute Stafflier	100/5	-	-	-	-	250.00	-	-	-	-	-	9812	29/11/99	18.26	13.69	20.00	8.00	225.57	1.11
Monno Jutex	100/5	-	-	-	-	680.00	-	-	-	-	-	9906	28/11/99	78.24	8.69	50.00	7.35	745.08	0.91
National Tubes	100/10	20	520.00	511.50	515.75	514.75	1.00	-	-	-	-	9906	27/4/00	147.00	3.51	35.00	6.79	104.84	4.92
Olympic Industries	100/5	1,035	101.25	99.75	99.75	99.25	0.50	80	102.50	99.00	3.50	9703	22/12/97	19.22	5.19	20.00	20.05	184.61	0.54
Quasem Drycell	10/50	8,700	13.00	12.80	12.80	12.90	(0.10)	500	13.00	13.00	-	9906	23/12/99	1.11	11.53	1.00	7.81	28.42	0.45
Rangpur Foundry	10/500	157,000	15.20	14.70	14.80	14.90	(0.10)	21,500	14.70	14.90	(0.20)	9809	-	1.32	11.21	-	-	12.88	1.15
Renwick Jajnes.	100/5	205	71.75	71.75	71.75	69.25	2.50	-	-	-	-	9906	28/12/99	(56.25)	-	-	-	100.75	0.71
Singer Bangladesh	100/5	80	1,151.25	1,145.25	1,147.75	1,152.75	(5.00)	-	-	-	-	9902	19/5/99	91.99	12.48	100.00	8.71	156.05	7.36
Thai Aluminum	100/10	-	-	-	-	301.50	-	-	-	300.00	-	9812	16/9/99	22.39	13.47	20.00	6.63	147.48	2.04
Wonderland Toys	100/50	1,150	47.75	47.00	47.00	47.00	-	50	47.00	47.00	-	9906	30/12/99	(12.87)	-	-	-	74.90	0.63
Food & Allied																			
AB Biscuit	100/5	-	-	-	-	165.00	-	-	-	-	-	9506	30/12/95	(26.78)	-	-	-	238.76	0.69
Alpha Tobacco	10/50	-	-	-	-	56.80	-	-	-	36.00	-	9909	29/3/00	5.00	11.36	4.25	7.48	78.71	0.72
Amam Sea Food	100/5	-	-	-	-	290.00	-	-	-	-	-	9906	30/11/99	(44.72)	-	-	-	(26.71)	-
AMCL (Pran)	100/10	560	316.00	314.50	314.75	315.00	(0.25)	-	-	308.00	-	9906	9/12/99	41.33	7.62	20.00	6.35	237.58	1.32
Apex Food	100/5	90	330.00	327.50	329.00	330.25	(1.25)	-	-	332.00	-	9906	29/11/99	(50.16)	-	-	-	626.66	0.53
Bangas	100/5	40	172.00	172.00	172.00	170.00	2.00	-	-	-	-	9906	3/12/99	20.19	8.52	15.00	8.72	151.49	1.14
BD Plantation	100/5	-	-	-	-	456.00	-	-	-	-	-	9906	3/12/99	(256.12)	-	-	-	302.11	1.51
Bengal Biscuit	100/20	1,760	63.50	63.25	63.25	63.00	0.25	200	63.25	63.00	0.25	9806	28/6/99	4.97	12.73	-	-	239.29	0.26
Beximco Fisheries	100/20	1,080	69.75	68.75	69.25	68.25	1.00	100	70.00	70.00	-	9812	7/12/99	8.17	8.48	5.00	7.22	136.00	0.51
Bionic Seafood	10/500	19,500	11.70	11.50	11.60	11.60	-	-	-	-	-	9903	-	1.67	6.95	-	-	13.22	0.88
BLTC	100/5	-	-	-	-	792.50	-	-	-	-	-	9812	29/8/99	44.40	17.85	30.00	3.79	1,498.90	0.53
BATBC	10/50	31,750	101.50	100.10	101.10	100.30	0.80	-	-	98.00	-	9812	17/5/99	12.59	8.03	9.00	8.90	39.22	2.58
Chittagong Vegetable	100/10	1,720	86.75	85.25	85.75	85.75	-	-	-	85.00	-	9906	30/12/99	(1.08)	-	8.00	9.33	225.49	0.38
Dhaka Fisheries	100/50	24,800	116.00	112.75	115.25	113.50	1.75	50	115.25	117.25	(2.00)	9906	23/12/99	3.78	30.49	5.00	4.34	115.78	1.00
Dhaka Vegetable	100/5	600	39.25	38.50	38.75	38.00	0.75	-	-	-	-	9506	10/9/97	(5.33)	-	-	-	108.80	0.36
EL Camelia	100/5	-	-	-	-	792.00	-	-	-	-	-	9812	18/9/99	118.32	6.69	-	-	(61.68)	-
Gachihata	100/50	5,100	38.50	37.75	37.75	37.75	-	750	38.00	37.75	0.25	9906	22/12/99	(14.85)	-	-	-	117.55	0.32
Gemini Sea Food	100/5	-	-	-	-	116.25	-	-	-	-	-	9909	26/12/99	(41.17)	-	-	-	108.50	1.07
Gulf Foods	100/50	2,500	120.00	119.25	119.50	119.75	(0.25)	300	118.50	119.25	(0.75)	9906	28/12/99	14.58	8.20	10.00	8.37	104.17	1.15
Hill Plantation	100/5	-	-	-	-	700.00	-	-	-	-	-	9906	3/12/99	(70.29)	-	-	-	360.43	1.94
Meghna Shrimp	100/20	6,060	82.25	81.50	81.50	81.75	(0.25)	220	81.50	82.00	(0.50)	9812	26/12/99	10.54	7.73	12.00	14.72	113.23	0.72
Meghna Vegetable Oil	100/50	18,750	85.75	83.50	85.25	82.50	2.75	-	-	82.00	-	9906	30/12/99	(91.25)	-	-	-	42.76	1.99
Modern Industries	100/5	-	-	-	-	60.00	-	-	-	-	-	9812	15/5/99	(15.43)	-	-	-	35.43	1.35
Mona Food	100/50	16,950	75.50	72.50	74.25	74.00	0.25	2,600	73.75	74.25	(0.50)	9906	30/12/99	0.87	85.34	-	-	110.11	0.67
NTC	100/5	50	622.00	590.00	609.50	616.75	(7.25)	-	-	605.00	-	9912	7/5/00	(43.32)	-	17.50	2.87	347.96	1.75
Rabeya Flour	10/50	-	-	-	-	8.10	-	-	-	-	-	9812	16/9/99	1.28	6.33	-	-	9.21	0.88
Rahima Food Corp.	100/50	33,350	46.25	44.50	45.00	44.00	1.00	83,050	44.75	43.75	1.00	9906	30/12/99	(10.24)	-	-	-	109.11	0.41
Raspit Food	10/500	20,500	14.40	14.30	14.30	14.30	-	-	-	16.60	-	9712	20/9/00	4.23	3.38	1.10	7.69	46.29	0.31
Rupon Oil	10/100	-	-	-	-	16.00	-	-	-	14.00	-	9706	12/8/98	0.11	145.45	-	-	32.14	0.50
Shyampur Sugar Mills	10/100	37,400	5.70	5.50	5.50	5.50	-	-	-	-	-	9806	24/6/99	(75.75)	-	-	-	10.00	0.55
Tripti Industries	100/5	3,380	60.75	60.00	60.00	59.25	0.75	200	59.50	59.00	0.50	9608	-	4.74	12.66	10.00	16.67	110.00	0.55
Tulip Dairy	100/10	4,220	126.75	125.25	125.75	125.50	0.25	-	-	-	-	9806	3/4/00	(8.80)	-	-	-	100.00	1.26
Yousuf Flour	10/50	-	-	-	-	13.00	-	-	-	-	-	9906	29/12/99	0.01	1,300.00	-	-	(2.27)	-
Zeal Bangla	10/50	200	6.70	6.70	6.70	6.70	-	-	-	-	-	9806	10/10/99	(2.72)	-	-	-	10.85	0.62
Fuel & Power																			
BD Welding	10/500	89,500	11.00	10.80	10.80	10.80	-	500	10.80	10.70	0.10	9812	-	0.31	34.84	-	-	13.70	0.79
BOC	10/50	250	97.50	97.50	97.50	97.30	0.20	-	-	96.40	-	9909	5/2/00	9.60	10.16	4.00	4.10	53.68	1.82
Eastern Lubricant	10/50	-	-	-	-	138.70	-	-	-	-	-	9806	18/3/99	5.64	24.59	3.50	2.52	42.42	3.27
National Oxyg.	100/10	830	35.75	35.00	35.25	34.50	0.75	-	-	73.00	-	9606	30/6/97	(110.86)	-	-	-	(337.60)	-
Padma Oil	10/50	-	-	-	-	135.20	-	-	-	130.00	-	9906	23/3/00	19.57	6.91	5.00	3.70	95.14	1.42
Jute																			
Ahad Jute	100/10	-	-	-	-	100.00	-	-	-	-	-	9906	26/12/99	2.71	36.90	-	-	103.64	0.96
Islam Jute	100/5	-	-	-	-	105.00	-	-	-	-	-	9906	29/12/19	(329.62)	-	-	-	802.09	0.13
Jute Spinners	100/5	-	-	-	-	134.50	-	-	-	-	-	9906	30/3/00	6.11	22.01	-	-	553.43	0.24
Mutual Jute	100/5	-	-	-	-	143.00	-	-	-	-	-	9906	26/12/99	(35.18)	-	-	-	3,586.10	0.04
Northern Jute	10/200	67,600	38.30	36.20	37.70	36.50	1.20	-	-	-	-	9906	7/12/99	(3.50)	-	-	-	6.95	5.42
Saleh Carpet	10/200	5,400	4.00	4.00	4.00	3.90	0.10	-	-	-	-	9612	22/12/97	(12.81)	-	-	-	(104.30)	-
Sonali Arsh	100/5	-	-	-	-	226.75	-	-	-	-	-	9906	23/12/99	93.23	2.43	-	-	257.25	0.88
Textile																			
Al-Haj Textile	10/50	-	-	-	-	10.00	-	-	-	-	-	9906	29/12/99	(0.13)	-	-	-	86.07	0.12
Alltex Industries	100/50	900	52.25	51.75	52.00	52.25	(0.25)	-	-	52.00	-	9906	23/12/99	12.27	4.24	-	-	135.08	0.38
Anlima Yarn Dyeing	100/50	750	95.00	94.00	94.00	94.50	(0.50)	-	-	94.00	-	9906	9/12/99	17.96	5.23	12.00	12.77	111.19	0.85
Apex Spinning	100/20	-	-	-	-	105.50	-	-	-	105.00	-	9903	29/11/99	25.78	4.09	10.00	9.48	168.35	0.63

LEAGUE TABLE

Company Name	FV/ML	Market Performance: Dhaka Stock Exchange						Chittagong Stock Exchange				AGM		Financial Performance					
		Vol	Day's High	Day's Low	Day's Closing	Prev. Closing	Net Chg	Vol	Day's Closing	Prev. Closing	Net Chg	Year End	Date	EPS	P/E	DPS	Yield	NAV per Share	Price/ NAV
	Tk/nos	nos	Tk	Tk	Tk	Tk	Tk	nos	Tk	Tk	Tk	YM	D/M/Y	Tk	x	Tk	%	Tk	x
Apex Weaving	100/50	2,800	44.25	43.50	43.50	43.50	-	700	43.50	43.75	(0.25)	9906	23/12/99	(8.67)	-	-	-	81.87	0.53
Arbee Textile	100/10	-	-	-	-	81.00	-	-	-	-	-	9812	30/6/99	(55.78)	-	-	-	(134.70)	-
Ashraf Textile	10/50	3,100	9.70	9.60	9.60	9.50	0.10	2,100	9.60	9.60	-	9906	29/12/99	(4.34)	-	-	-	20.12	0.48
BD Dyeing	100/20	780	111.75	110.50	110.75	111.00	(0.25)	60	110.00	112.00	(2.00)	9612	27/6/97	45.93	2.41	15.00	13.54	158.99	0.70
BD Zipper	100/50	600	69.25	68.50	68.75	69.00	(0.25)	100	69.00	69.50	(0.50)	9806	17/12/98	17.85	3.85	11.00	16.00	110.15	0.62
Beximco Denims	100/50	850	142.50	141.00	141.75	140.00	1.75	-	-	140.25	-	9812	25/11/99	45.78	3.10	5.00	3.53	165.83	0.85
Beximco Knitting	100/20	660	108.25	107.75	108.00	108.00	-	-	-	107.75	-	9812	5/12/99	29.70	3.64	5.00	4.63	141.20	0.76
Beximco Textile	100/50	1,850	113.00	112.25	112.25	112.00	0.25	-	-	110.25	-	9812	27/11/99	28.15	3.99	5.00	4.45	135.95	0.83
Chic Tex	10/500	39,500	7.50	7.40	7.40	7.40	-	13,500	7.40	7.50	(0.10)	9906	23/12/99	0.58	12.76	0.50	6.76	10.35	0.71
CMC-Kamal	100/50	700	72.00	71.00	71.25	71.00	0.25	-	-	90.00	-	9912	28/4/00	8.08	8.82	7.50	10.53	100.67	0.71
Dandy Dyeing	100/50	2,700	57.25	56.00	56.00	56.25	(0.25)	700	43.50	43.75	(0.25)	9906	23/12/99	(8.67)	-	-	-	81.87	0.53
Delta Millers	100/20	39,840	53.50	51.75	53.00	51.00	2.00	13,140	52.75	51.25	1.50	9806	30/12/98	1.94	27.32	-	-	118.80	0.45
Desh Garments	100/10	-	-	-	-	82.00	-	-	-	-	-	9906	2/12/99	15.56	5.27	7.50	9.15	272.35	0.30
Dulamia Cotton	100/10	200	37.50	37.50	37.50	34.75	2.75	-	-	32.00	-	9906	9/12/99	(55.21)	-	-	-	(90.36)	-
Dynamic Textile	100/20	369,200	49.50	46.00	46.50	46.50	-	270,140	47.75	45.75	2.00	9809	30/3/00	6.32	7.36	-	-	125.99	0.37
Eagle Star Textile	10/50	14,400	7.70	7.60	7.60	7.60	-	3,000	7.60	7.50	0.10	9906	21/12/99	0.08	95.00	-	-	20.60	0.37
GEM Knitwear	100/50	2,150	77.75	77.00	77.25	77.00	0.25	-	-	76.50	-	9612	-	-	-	-	-	100.00	0.77
GMG Industrial Corp.	10/50	-	-	-	-	22.50	-	-	-	106.00	-	9906	22/12/99	(14.14)	-	-	-	128.71	0.17
HR Textile	100/50	900	81.50	80.25	80.75	80.75	-	50	81.00	83.50	(2.50)	9709	29/12/97	8.17	9.88	12.50	15.48	130.94	0.62
M. Hossain Garments	100/50	5,150	49.25	48.75	48.75	48.50	0.25	-	-	53.00	-	9906	11/3/00	(9.13)	-	-	-	100.15	0.49
Mita Textile	100/20	5,920	46.75	45.75	46.25	45.50	0.75	440	45.75	45.25	0.50	9906	7/12/99	0.65	71.15	-	-	116.75	0.40
Mithun Knitting	100/20	540	68.50	68.00	68.00	68.50	(0.50)	-	-	-	-	9906	3/12/99	9.87	6.89	-	-	127.91	0.53
Modern Dyeing	100/5	1,505	92.25	86.00	87.00	94.00	(7.00)	-	-	-	-	9906	23/12/99	2.53	34.39	5.00	5.75	101.56	0.86
Monno Fabrics	100/50	2,150	60.50	60.25	60.25	60.25	-	-	-	60.25	-	9812	2/12/99	(8.86)	-	-	-	135.22	0.45
Padma Textile	100/20	380	164.50	163.50	164.00	163.25	0.75	-	-	165.75	-	9812	27/11/99	53.83	3.05	5.00	3.05	278.27	0.59
Prime Textile	100/50	2,850	46.75	46.00	46.25	45.50	0.75