The Daily Star
BUSINESS

STAR 50 Index

74.95

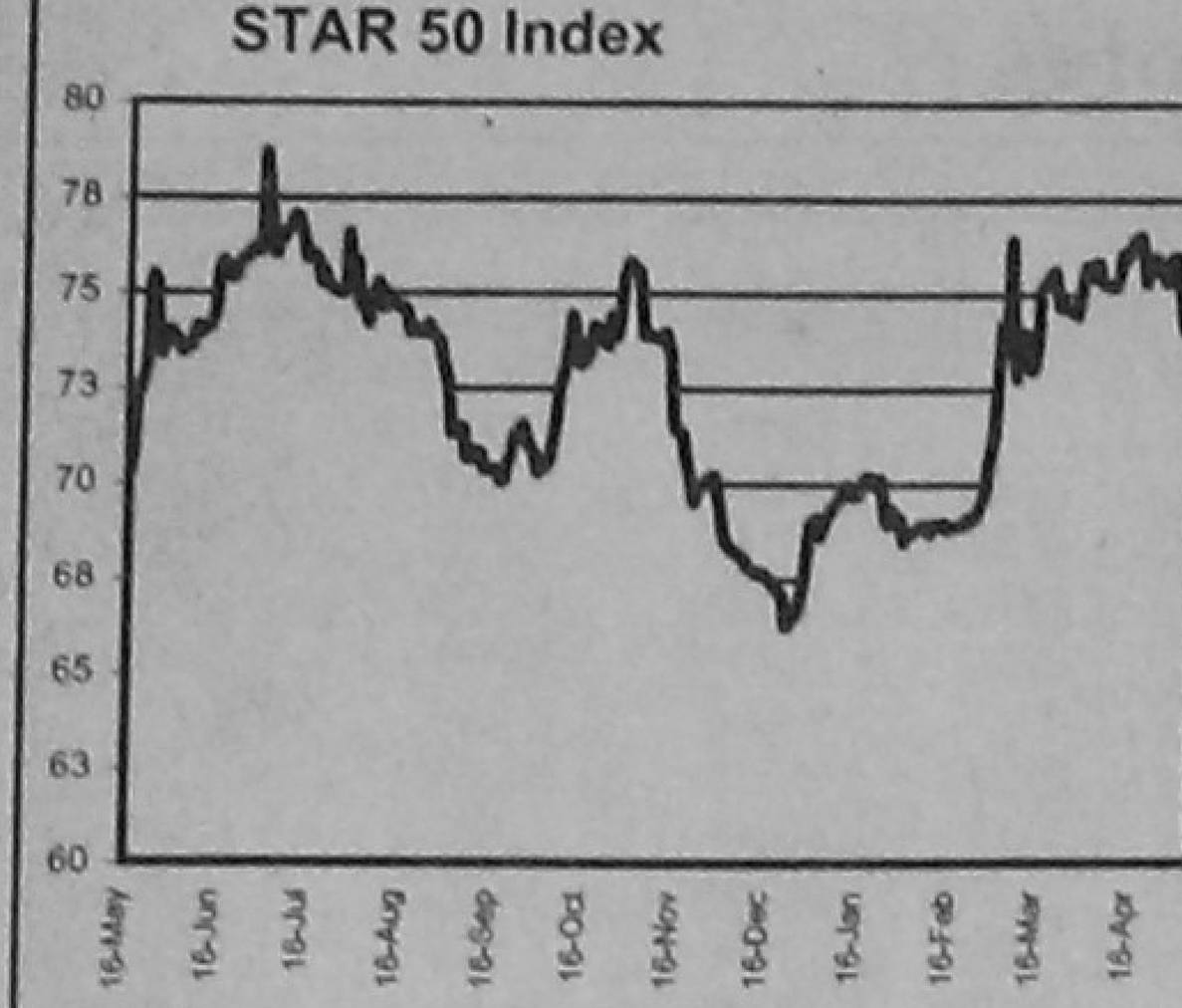

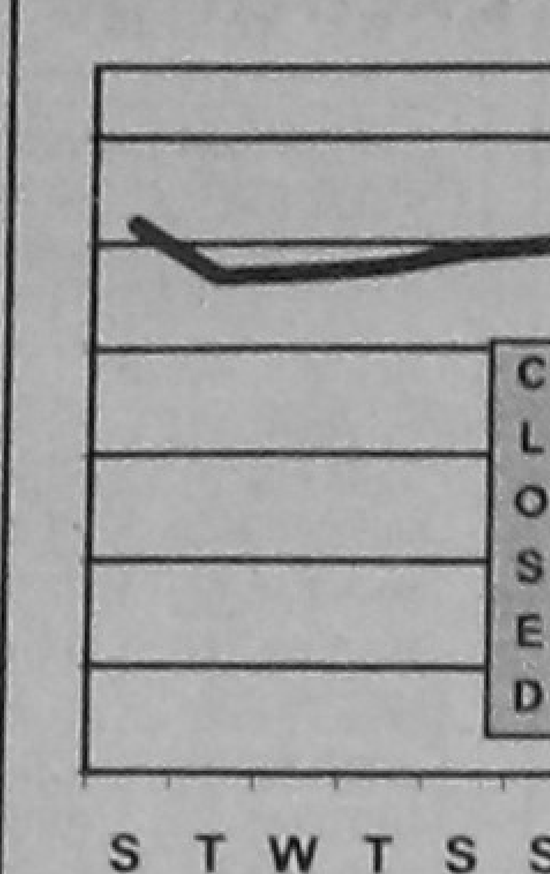

Fifty companies have been chosen for calculation of the **STAR 50 Index** based on their market capitalisation, liquidity, free float and corporate track record. The **Base Period** for the Index is **August 10, 1998**. The calculation has been done according to the widely used International Finance Corporation formula.

DSE All Share Price Index

516.84

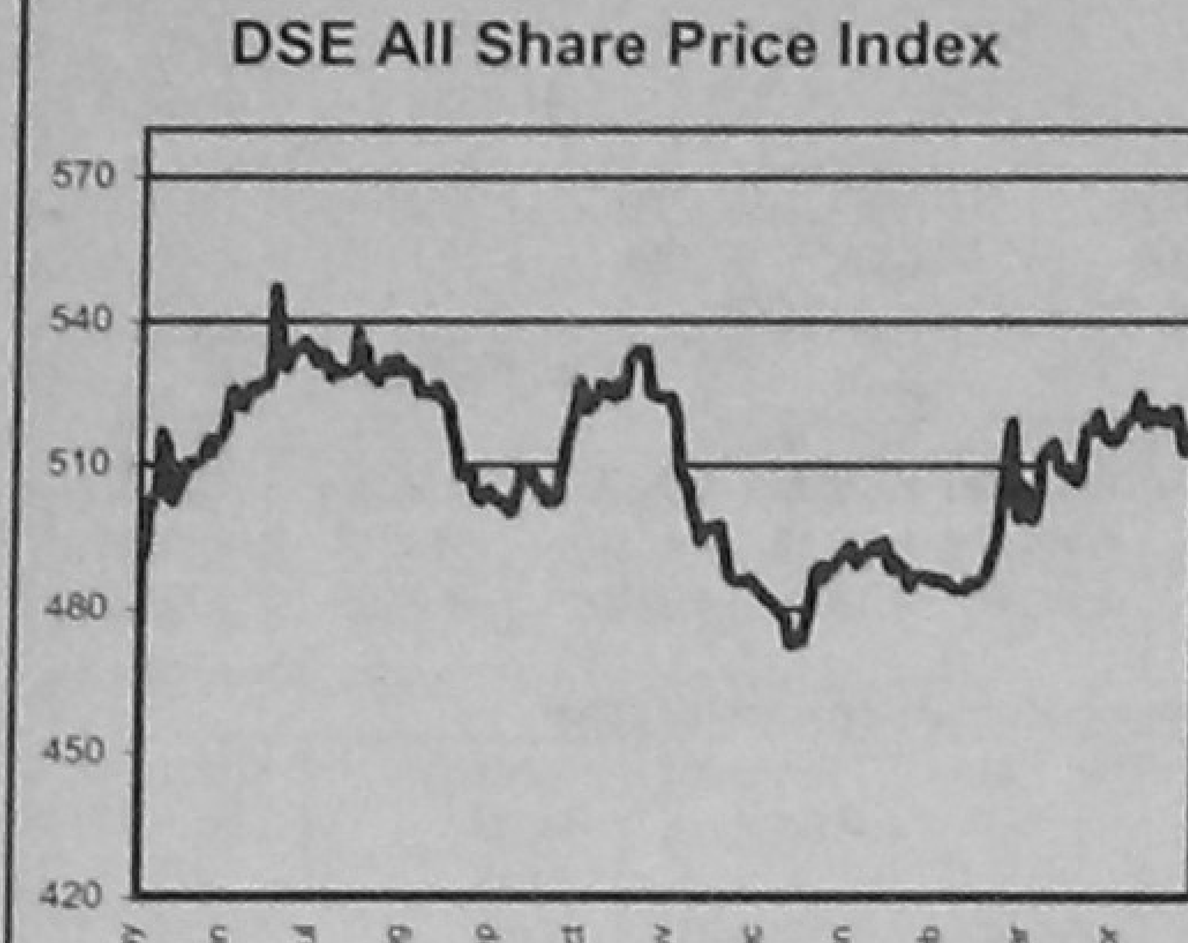

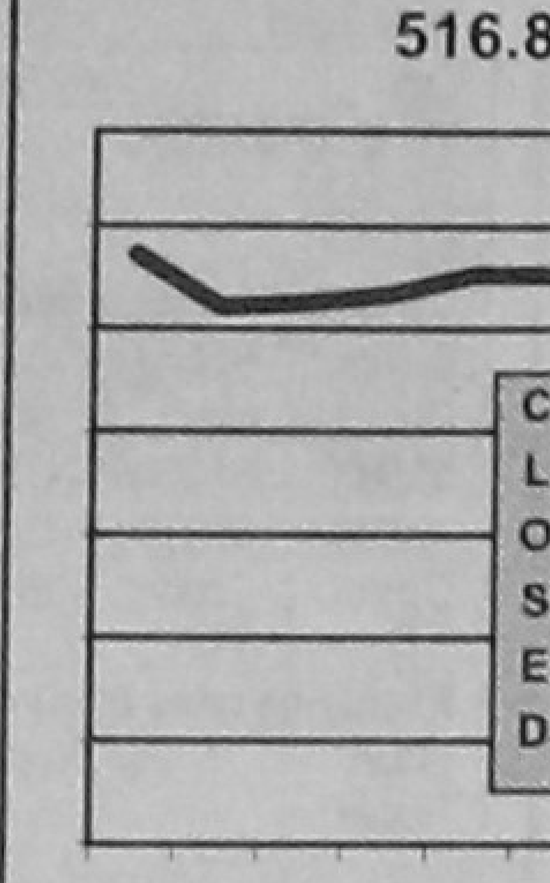

CSE All Share Price Index

1,086.30

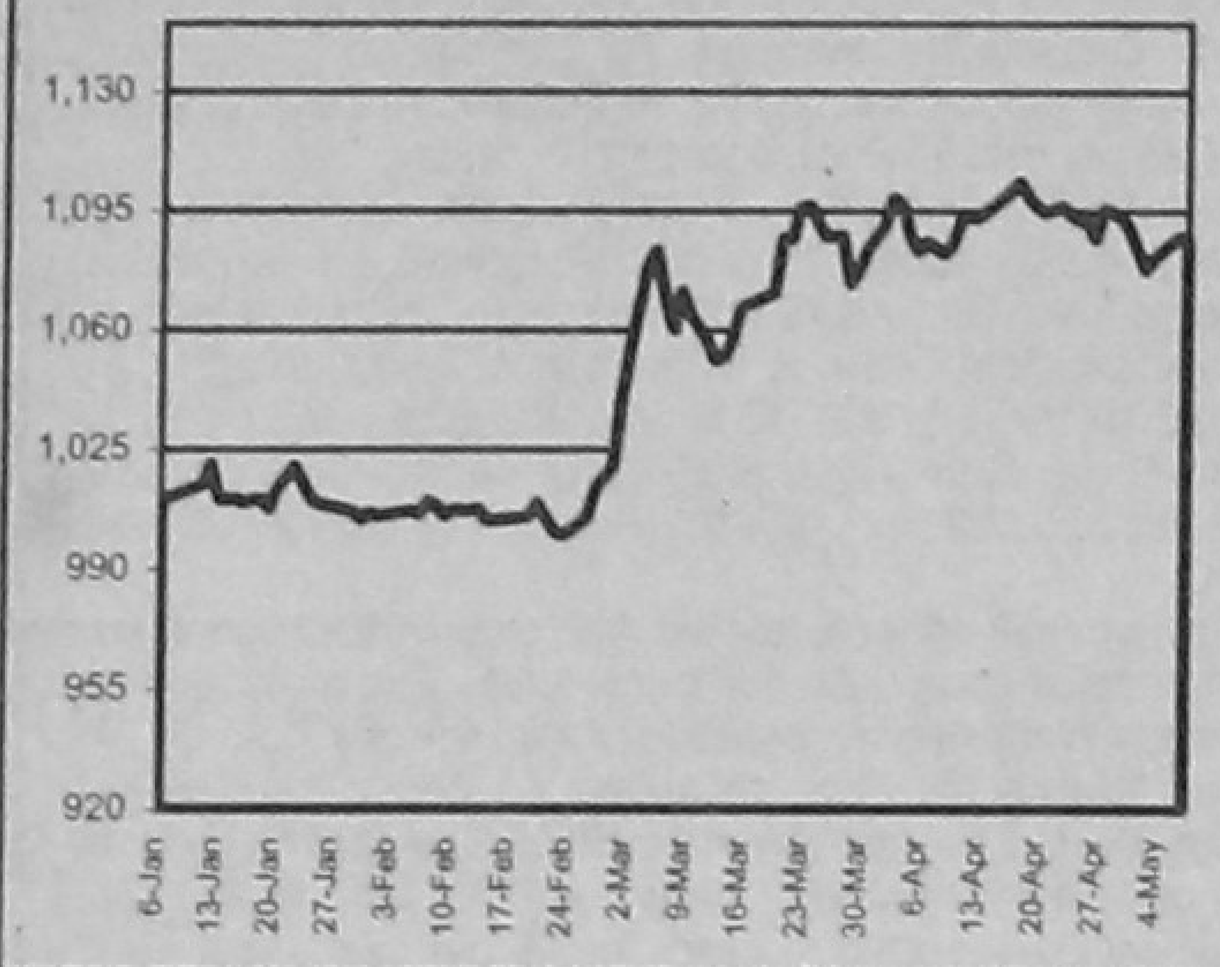

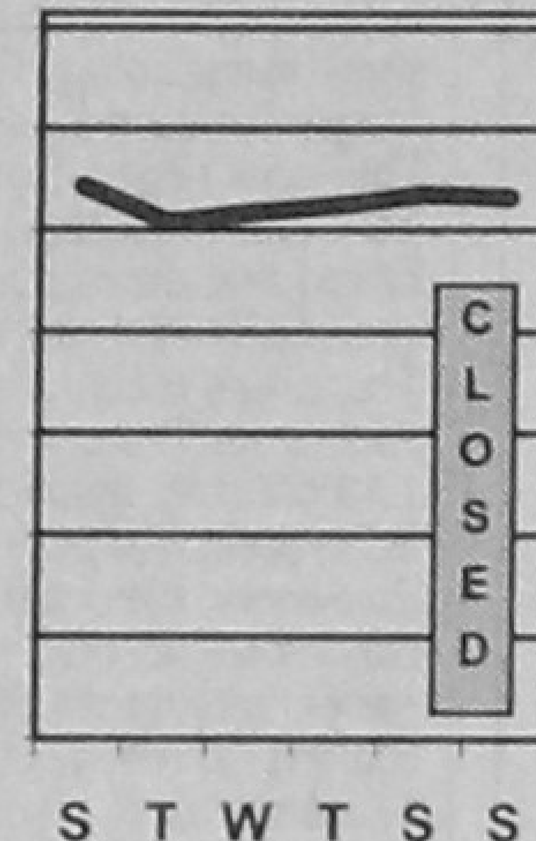

DAY'S MARKET
May 7, 2000

	DSE	CSE
All Share Price Index	516.84	1,086.30
Change in Index (pts)	(0.01)	(1.13)
Change in Index (%)	-0.001%	-0.10%
Market Capitalisation (cr Tk)	4,848.65	4,040.74
Market Capitalisation (mil US$)	1,010.13	841.82
Turnover Volume ('000)	1,325	394
Turnover Value (cr Tk)	7.55	2.13
No. of Issues Traded	172	62
No. of Issues Gained	60	25
No. of Issues Incurred Loss	89	29
No. of Issues Unchanged	23	8
Price Earning Ratio (x)	6.50	6.46
Dividend Yield (%)	7.12	7.27

DAY'S MARKET LEADERS

TURNOVER LEADERS

	DSE	Vol `000	Value Tkm		CSE	Vol `000	Value Tkm
1	Meghna Vege	180	15.60	1	Dynamic Tex	125	4.83
2	Dynamic Tex	212	8.28	2	Imam Button	40	4.54
3	Imam Button	49	5.45	3	Rahima Food	50	2.37
4	Meghna Cemnt	22	4.00	4	Shine Pukur	40	1.98
5	BATBC	31	3.07	5	Ctg. Cement	1	1.63
6	Samata Leather	21	2.83	6	Sinobangla	22	0.89
7	Sinobangla	61	2.47	7	Meghna Cemnt	4	0.77
8	Shine Pukur	39	1.90	8	Samata Leather	4	0.48
9	Ctg. Cement	2	1.90	9	Delta Millers	9	0.43
10	Beximco Pharma	44	1.45	10	Gachihata	8	0.31

CAPITAL GAINERS

	DSE	Vol `000	Change %		CSE	Vol `000	Change %
1	Peoples Ins	0.04	12.05	1	Janata Ins	0.02	17.00
2	Imam Button	48.70	6.16	2	Imam Button	40.45	6.90
3	Dulamia Cotton	0.44	5.52	3	M Hossain Gar	0.05	6.00
4	Samata Leather	20.80	5.43	4	Samata Leather	3.50	5.02
5	Meghna Cemnt	21.75	5.29	5	Safko Spinning	0.25	4.79
6	Alpha Tobacco	0.10	5.04	6	Rupali Ins	0.02	4.40
7	Pharma Aids	0.06	4.72	7	Meghna Cemnt	4.25	3.27
8	Reckitt & Col	1.05	4.51	8	BD Luggage	4.80	3.09
9	Amam Sea Food	0.03	4.36	9	Confid Cement	0.28	3.02
10	Bangla Pro	0.12	4.27	10	J H Chemi	0.05	2.39

CAPITAL LOSERS

	DSE	Vol `000	Change %		CSE	Vol `000	Change %
1	Meghna Vege	180.30	(17.22)	1	Meghna Vege	3.30	(19.58)
2	BEMCO	0.01	(9.09)	2	BEXIMCO	0.20	(7.25)
3	Pubali Bank	0.48	(8.33)	3	BD Lamps	0.02	(3.83)
4	Mordem Dyeing	0.28	(8.08)	4	Sreepur Tex	0.25	(2.96)
5	NTC	0.01	(5.89)	5	HR Tex	0.05	(2.95)
6	Legacy Footwear	128.50	(5.31)	6	Delta Millers	8.58	(2.88)
7	Metalex Corp	0.05	(3.78)	7	Sinobangla	22.00	(2.88)
8	MAQ Enter	0.70	(3.47)	8	Shine Pukur	40.20	(2.48)
9	Renwick Jaj	0.22	(3.20)	9	Samorita Hosp	0.25	(2.46)
10	Zeal Bangla	0.10	(2.94)	10	Apex Weaving	2.15	(2.27)

LEAGUE TABLE

Company Name	FV/ML Tk/nos	DSE Vol nos	DSE Day's High Tk	DSE Day's Low Tk	DSE Day's Closing Tk	DSE Prev. Closing Tk	DSE Net Chg Tk	CSE Vol nos	CSE Day's Closing Tk	CSE Prev. Closing Tk	CSE Net Chg Tk	AGM Year End YM	AGM Date D/M/Y	EPS Tk	P/E x	DPS Tk	Yield %	NAV per Share Tk	Price/NAV x
Banks																			
Al-Arafa	1000/1	25	1,129.00	1,121.00	1,125.00	1,123.50	1.50	-	-	1,120.00	-	9812	23/8/99	210.82	5.34	150.00	13.33	1,220.00	0.92
Al Baraka Bank	1000/1	-	-	-	-	1,006.00	-	-	-	-	-	9812	16/9/99	293.91	3.42	-	-	1,129.00	0.89
Arab Bangladesh Bank	100/5	-	-	-	-	90.75	-	-	-	88.00	-	9612	18/12/99	33.77	2.69	-	-	177.02	0.51
City Bank	100/5	15	122.00	121.00	121.25	120.00	1.25	-	-	115.00	-	9812	20/11/99	25.55	4.75	-	-	264.45	0.46
Dhaka Bank	100/50	500	149.00	146.00	147.75	147.25	0.50	-	-	157.00	-	9906	-	26.57	5.56	-	-	140.49	0.80
Eastern Bank	100/20	-	-	-	-	108.00	-	-	-	-	-	9712	12/11/98	57.14	1.89	-	-	159.58	0.68
IDLC	100/20	160	460.00	456.25	459.00	465.00	(6.00)	-	-	490.00	-	9812	10/6/99	31.75	14.46	25.00	5.45	224.02	2.05
IFIC Bank	100/5	20	120.25	120.25	120.25	121.00	(0.75)	-	-	97.00	-	9612	5/7/99	23.34	5.15	-	-	196.22	0.61
Islami Bank	1000/1	13	2,530.00	2,525.00	2,527.25	2,519.75	7.50	-	-	2,500.00	-	9812	26/8/99	303.33	8.33	210.00	8.31	4,182.10	0.60
National Bank	100/20	8,380	106.75	104.75	105.00	106.25	(1.25)	800	106.50	106.75	(0.25)	9812	4/12/99	93.19	1.13	-	-	319.37	0.33
Prime Bank	100/50	450	138.75	137.00	137.25	137.00	0.25	-	-	158.00	-	9906	-	38.68	3.55	-	-	154.32	0.89
Pubali Bank	100/5	475	116.25	110.00	110.00	120.00	(10.00)	-	-	103.00	-	9812	23/12/99	62.52	1.76	-	-	376.62	0.29
Rupali Bank	100/10	10	80.00	80.00	80.00	81.75	(1.75)	-	-	75.00	-	9812	11/3/00	(5.96)	-	-	-	143.22	0.56
Southeast Bank	100/50	1,650	120.00	117.00	119.25	117.00	2.25	-	-	-	-	9906	-	29.79	4.00	-	-	148.45	1.05
UCBL	100/5	-	-	-	-	74.00	-	-	-	72.25	-	9612	27/8/97	34.66	2.14	-	-	198.58	0.37
United Leasing	100/20	-	-	-	-	570.00	-	-	-	-	-	9812	20/5/99	63.07	9.04	25.00	4.39	402.91	1.41
Uttara Bank	100/5	-	-	-	-	80.00	-	-	-	-	-	9812	6/12/99	22.19	3.61	-	-	558.69	0.14
Uttara Finance	100/50	100	171.75	171.50	171.50	175.75	(4.25)	-	-	166.00	-	9812	22/6/99	15.59	11.00	15.00	8.75	106.71	1.61
Investment																			
1st BSRS MF	100/50	200	56.75	55.50	55.75	55.75	-	-	-	57.00	-	9612	-	-	-	-	-	100.00	0.56
1st ICB MF	100/5	-	-	-	-	1,204.75	-	-	-	1,050.00	-	9906	4/11/99	251.63	4.79	100.00	8.30	541.38	2.23
2nd ICB MF	100/5	-	-	-	-	365.00	-	-	-	375.00	-	9906	4/11/99	44.95	8.12	32.00	8.77	156.52	2.33
3rd ICB MF	100/5	-	-	-	-	348.00	-	-	-	335.00	-	9906	4/11/99	37.54	9.27	38.00	10.92	237.32	1.47
4th ICB MF	100/10	10	333.00	333.00	333.00	332.50	0.50	-	-	346.50	-	9906	4/11/99	42.36	7.86	35.00	10.51	178.01	1.87
5th ICB MF	100/10	10	240.00	240.00	240.00	238.75	1.25	-	-	190.00	-	9906	4/11/99	17.35	13.83	20.00	8.33	129.82	1.85
6th ICB MF	100/10	50	145.50	140.00	144.00	141.25	2.75	-	-	144.00	-	9906	4/11/99	8.45	17.04	15.00	10.42	125.55	1.15
7th ICB MF	100/50	100	132.00	132.00	132.00	132.50	(0.50)	-	-	125.00	-	9906	4/11/99	13.11	10.07	13.00	9.85	118.53	1.11
8th ICB MF	100/50	300	113.50	113.25	113.25	114.50	(1.25)	50	113.00	114.00	(1.00)	9906	4/11/99	13.21	8.57	12.00	10.60	117.81	0.96
ICB	100/5	-	-	-	-	126.00	-	-	-	175.00	-	9906	4/11/99	21.61	5.83	7.00	5.56	297.35	0.42
Engineering																			
Aftab Automobile	100/5	305	196.00	195.00	195.75	195.00	0.75	-	-	191.00	-	9908	23/12/99	27.79	7.04	16.00	8.17	249.59	0.78
Anwar Galvanizing	100/50	100	130.00	130.00	130.00	129.50	0.50	-	-	128.00	-	9906	30/3/00	17.36	7.49	10.00	7.69	114.36	1.14
Atlas Bangladesh	10/50	450	139.00	138.50	138.80	139.40	(0.60)	-	-	-	-	9906	30/12/99	19.31	7.19	11.00	7.93	85.78	1.62
Aziz Pipe	100/5	150	480.00	472.00	475.50	478.25	(2.75)	-	-	470.00	-	9812	26/8/99	45.83	10.38	30.00	6.31	562.70	0.85
BD Autocars	100/5	250	59.75	58.75	59.00	59.50	(0.50)	-	-	60.00	-	9706	30/12/97	11.69	5.05	-	-	130.72	0.45
BD Lamps	100/5	435	505.00	501.00	501.25	504.25	(3.00)	20	502.00	522.00	(20.00)	9812	16/9/99	24.62	20.36	20.00	3.99	248.51	2.02
BEMCO	100/10	10	45.00	45.00	45.00	49.50	(4.50)	-	-	-	-	9712	30/12/98	(30.96)	-	-	-	76.67	0.59
Bengal Steel	10/50	-	-	-	-	1,113.70	-	-	-	-	-	9812	25/9/99	(1.23)	-	-	-	(81.47)	-
Eastern Cables	100/5	2,610	100.50	100.00	100.00	99.75	0.25	310	101.25	100.00	1.25	9806	24/6/99	7.57	13.21	12.00	12.00	168.73	0.59
Karim Pipe	100/5	-	-	-	-	68.00	-	-	-	-	-	9812	23/12/99	(103.96)	-	-	-	106.73	0.64
Kay & Que	100/50	1,900	107.50	105.25	105.50	105.00	0.50	-	-	107.00	-	9812	30/9/99	(10.94)	-	-	-	110.70	0.95
Metalex Corp.	100/5	50	108.25	108.25	108.25	112.50	(4.25)	-	-	-	-	9506	24/4/96	(562.54)	-	-	-	(3,101.00)	-
Monno Jute Stafller	100/5	-	-	-	-	230.00	-	-	-	-	-	9812	29/11/99	18.26	12.60	20.00	8.70	225.57	1.02
Monno Jutex	100/5	65	691.25	670.25	683.50	690.00	(6.50)	-	-	-	-	9906	28/11/99	78.24	8.74	50.00	7.32	745.08	0.92
National Tubes	100/10	30	532.00	530.00	530.50	533.00	(2.50)	-	-	-	-	9906	27/4/00	147.00	3.61	35.00	6.60	104.84	5.06
Olympic Industries	100/5	2,190	100.50	99.75	100.00	99.50	0.50	100	100.00	99.25	0.75	9703	22/12/97	19.22	5.20	20.00	20.00	184.61	0.54
Quasem Drycell	10/50	6,400	12.90	12.80	12.80	12.80	-	400	12.90	12.90	-	9906	23/12/99	1.11	11.53	1.00	7.81	28.42	0.45
Rangpur Foundry	10/500	26,500	14.30	14.20	14.20	14.20	-	17,000	14.10	14.20	(0.10)	9809	-	1.32	10.76	-	-	12.88	1.10
Renwick Jajnes.	100/5	220	71.00	67.00	68.00	70.25	(2.25)	-	-	-	-	9906	28/12/99	(56.25)	-	-	-	100.75	0.67
Singer Bangladesh	100/5	155	1,181.00	1,175.00	1,178.00	1,180.50	(2.50)	-	-	-	-	9902	19/5/99	91.99	12.81	100.00	8.49	156.05	7.55
Thai Aluminum	100/10	490	296.00	290.00	295.25	287.00	8.25	-	-	300.00	-	9812	16/9/99	22.39	13.19	20.00	6.77	147.48	2.00
Wonderland Toys	100/50	1,100	47.50	47.25	47.25	47.50	(0.25)	50	47.00	47.75	(0.75)	9906	30/12/99	(12.87)	-	-	-	74.90	0.63
Food & Allied																			
AB Biscuit	100/5	-	-	-	-	165.00	-	-	-	-	-	9506	30/12/95	(26.78)	-	-	-	238.76	0.69
Alpha Tobacco	10/50	100	59.90	57.00	58.40	55.60	2.80	-	-	36.00	-	9909	29/3/00	5.00	11.68	4.25	7.28	78.71	0.74
Amam Sea Food	100/5	30	294.00	292.75	293.25	281.00	12.25	-	-	-	-	9906	30/11/99	(44.72)	-	-	-	(26.71)	-
AMCL (Pran)	100/10	840	318.00	312.00	315.25	312.25	3.00	-	-	308.00	-	9906	9/12/99	41.33	7.63	20.00	6.34	237.58	1.33
Apex Food	100/5	120	337.00	331.00	333.50	331.75	1.75	-	-	350.00	-	9906	29/11/99	(50.16)	-	-	-	626.66	0.53
Bangas	100/5	220	171.00	171.00	171.00	170.00	1.00	-	-	-	-	9906	3/12/99	20.19	8.47	15.00	8.77	151.49	1.13
BD Plantation	100/5	-	-	-	-	456.00	-	-	-	-	-	9906	3/12/99	(256.12)	-	-	-	302.11	1.51
Bengal Biscuit	100/20	1,480	64.00	63.00	63.25	63.50	(0.25)	1,920	63.25	63.25	-	9806	28/6/99	4.97	12.73	-	-	239.29	0.26
Beximco Fisheries	100/20	2,200	69.75	68.50	68.75	69.25	(0.50)	-	-	72.00	-	9812	7/12/99	8.17	8.41	5.00	7.27	136.00	0.51
Bionic Seafood	10/500	12,500	11.20	11.10	11.10	11.10	-	-	-	-	-	9903	-	1.67	6.65	-	-	13.22	0.84
BLTC	100/5	-	-	-	-	792.50	-	-	-	-	-	9812	29/8/99	44.40	17.85	30.00	3.79	1,498.90	0.53
BATBC	10/50	31,250	98.20	97.30	98.10	98.00	0.10	-	-	98.00	-	9812	17/5/99	12.59	7.79	9.00	9.17	39.22	2.50
Chittagong Vegetable	100/10	1,380	86.75	85.00	85.50	86.75	(1.25)	-	-	85.00	-	9906	30/12/99	(1.08)	-	8.00	9.36	225.49	0.38
Dhaka Fisheries	100/50	12,000	119.25	114.75	115.25	117.00	(1.75)	150	115.75	117.25	(1.50)	9906	23/12/99	3.78	30.49	5.00	4.34	115.78	1.00
Dhaka Vegetable	100/5	200	39.00	39.00	39.00	39.50	(0.50)	-	-	-	-	9506	10/9/97	(5.33)	-	-	-	108.80	0.36
EL Camelia	100/5	-	-	-	-	792.00	-	-	-	-	-	9812	18/9/99	118.32	6.69	-	-	(61.68)	-
Gachihata	100/50	7,400	38.25	37.50	37.50	38.00	(0.50)	8,150	37.75	38.00	(0.25)	9906	22/12/99	(14.85)	-	-	-	117.55	0.32
Gemini Sea Food	100/5	-	-	-	-	116.25	-	-	-	-	-	9909	26/12/99	(41.17)	-	-	-	108.50	1.07
Gulf Foods	100/50	3,100	120.50	119.00	119.50	120.00	(0.50)	-	-	118.00	-	9906	28/12/99	14.58	8.20	10.00	8.37	104.17	1.15
Hill Plantation	100/5	-	-	-	-	700.00	-	-	-	-	-	9906	3/12/99	(70.29)	-	-	-	360.43	1.94
Meghna Shrimp	100/20	7,560	82.50	81.50	81.75	82.00	(0.25)	380	82.25	81.75	0.50	9812	26/12/99	10.54	7.76	12.00	14.68	113.23	0.72
Meghna Vegetable Oil	100/50	180,300	109.50	84.75	86.50	104.50	(18.00)	3,300	86.25	107.25	(21.00)	9906	30/12/99	(91.25)	-	-	-	42.76	2.02
Modern Industries	100/5	-	-	-	-	58.00	-	-	-	-	-	9812	15/5/99	(15.43)	-	-	-	35.43	1.34
Mona Food	100/50	1,800	72.50	71.75	71.75	72.00	(0.25)	550	71.25	71.75	(0.50)	9906	30/12/99	0.87	82.47	-	-	110.11	0.65
NTC	100/5	10	660.00	610.50	635.25	675.00	(39.75)	-	-	605.00	-	9812	21/4/99	68.57	9.26	32.00	5.04	454.08	1.40
Rabeya Flour	10/50	-	-	-	-	8.10	-	-	-	-	-	9612	16/9/99	1.28	6.33	-	-	9.21	0.88
Rahima Food Corp.	100/50	22,250	48.25	47.00	47.25	47.00	0.25	49,900	47.50	47.00	0.50	9906	30/12/99	(10.24)	-	-	-	109.11	0.43
Raspit Food	10/500	40,500	14.90	14.60	14.60	14.70	(0.10)	-	-	16.60	-	9712	20/9/00	4.23	3.45	1.10	7.53	360.43	0.32
Rupon Oil	10/100	-	-	-	-	16.00	-	-	-	14.00	-	9706	12/8/98	0.11	145.45	-	-	32.14	0.50
Shyampur Sugar Mills	10/100	1,600	5.50	5.50	5.50	5.50	-	-	-	-	-	9806	24/6/99	(75.75)	-	-	-	10.00	0.55
Tripti Industries	100/5	1,860	60.00	58.75	59.25	60.00	(0.75)	-	-	59.75	-	9608	-	4.74	12.50	10.00	16.88	110.00	0.54
Tulip Dairy	100/10	1,800	126.50	122.50	123.00	125.75	(2.75)	-	-	-	-	9806	3/4/00	(8.80)	-	-	-	100.00	1.23
Yousuf Flour	10/50	-	-	-	-	13.00	-	-	-	-	-	9906	29/12/99	0.01	1,300.00	-	-	(2.27)	-
Zeal Bangla	10/50	100	6.60	6.60	6.60	6.80	(0.20)	-	-	-	-	9806	10/10/99	(2.72)	-	-	-	10.85	0.61
Fuel & Power																			
BD Welding	10/500	51,000	11.00	10.80	10.80	10.90	(0.10)	1,500	10.90	10.90	-	9812	-	0.31	34.84	-	-	13.70	0.79
BOC	10/50	600	98.00	97.20	97.70	99.40	(1.70)	300	97.50	98.50	(1.00)	9909	5/2/00	9.60	10.18	4.00	4.09	53.68	1.82
Eastern Lubricant	10/50	-	-	-	-	138.70	-	-	-	-	-	9806	18/3/99	5.64	24.59	3.50	2.52	42.42	3.27
National Oxyg.	100/10	10	35.75	35.75	35.75	35.50	0.25	-	-	73.00	-	9606	30/6/97	(110.86)	-	-	-	(337.60)	-
Padma Oil	10/50	100	135.20	135.20	135.20	135.10	0.10	-	-	130.00	-	9906	23/3/00	19.57	6.91	5.00	3.70	95.14	1.42
Jute																			
Ahad Jute	100/10	-	-	-	-	100.00	-	-	-	-	-	9906	26/12/99	2.71	36.90	-	-	103.64	0.96
Islam Jute	100/5	-	-	-	-	105.00	-	-	-	-	-	9906	29/12/19	(329.62)	-	-	-	802.09	0.13
Jute Spinners	100/5	-	-	-	-	134.50	-	-	-	-	-	9906	30/3/00	6.11	22.01	-	-	553.43	0.24
Mutual Jute	100/5	-	-	-	-	143.00	-	-	-	-	-	9906	26/12/99	(35.18)	-	-	-	3,586.10	0.04
Northern Jute	10/200	15,600	30.90	30.50	30.50	30.50	-	-	-	-	-	9906	7/12/99	(3.50)	-	-	-	6.95	4.39
Saleh Carpet	10/200	3,400	4.00	3.90	3.90	3.90	-	-	-	-	-	9612	22/12/97	(12.81)	-	-	-	(104.30)	-
Sonali Ansh	100/5	-	-	-	-	226.75	-	-	-	-	-	9906	23/12/99	93.23	2.43	-	-	257.25	0.88
Textile																			
Al-Haj Textile	10/50	-	-	-	-	10.00	-	-	-	-	-	9906	29/12/99	(0.13)	-	-	-	86.07	0.12
Alltex Industries	100/50	10,450	53.00	51.75	51.75	51.50	0.25	2,700	51.50	51.25	0.25	9906	23/12/99	12.27	4.22	-	-	135.08	0.38
Anlima Yarn Dyeing	100/50	350	95.25	95.00	95.50	94.75	0.75	-	-	93.50	-	9906	9/12/99	17.96	5.32	12.00	12.57	111.19	0.86
Apex Spinning	100/20	1,400	104.00	103.00	103.75	105.50	(1.75)	-	-	104.75	-	9903	29/11/99	25.78	4.02	10.00	9.64	168.35	0.62

LEAGUE TABLE

Company Name	FV/ML Tk/nos	DSE Vol nos	DSE Day's High Tk	DSE Day's Low Tk	DSE Day's Closing Tk	DSE Prev. Closing Tk	DSE Net Chg Tk	CSE Vol nos	CSE Day's Closing Tk	CSE Prev. Closing Tk	CSE Net Chg Tk	AGM Year End YM	AGM Date D/M/Y	EPS Tk	P/E x	DPS Tk	Yield %	NAV per Share Tk	Price/NAV x
Apex Weaving	100/50	5,150	44.25	43.00	43.25	44.00	(0.75)	2,150	43.00	44.00	(1.00)	9906	23/12/99	(8.67)	-	-	-	81.87	0.53
Arbee Textile	100/10	-	-	-	-	81.00	-	-	-	-	-	9812	30/6/99	(55.78)	-	-	-	(134.70)	-
Ashraf Textile	10/50	3,600	9.60	9.50	9.50	9.50	-	1,000	9.50	9.50	-	9906	29/12/99	(4.34)	-	-	-	20.12	0.47
BD Dyeing	100/20	760	115.00	112.00	113.00	111.00	2.00	-	-	112.00	-	9612	27/9/97	45.93	2.46	15.00	13.27	158.99	0.71
BD Zipper	100/50	1,000	69.75	68.00	69.00	68.50	0.50	1,300	69.00	68.00	1.00	9806	17/12/98	17.85	3.87	11.00	15.94	110.15	0.63
Beximco Denims	100/50	950	144.00	141.00	142.25	141.50	0.75	-	-	141.75	-	9812	25/11/99	45.78	3.11	5.00	3.51	165.83	0.86
Beximco Knitting	100/20	2,260	108.25	107.50	107.75	107.75	-	-	-	106.50	-	9812	5/12/99	29.70	3.63	5.00	4.64	141.20	0.76
Beximco Textile	100/50	1,800	113.00	111.25	112.50	112.25	0.25	-	-	110.25	-	9812	27/11/99	28.15	4.00	5.00	4.44	135.95	0.83
Chic Tex	10/500	34,500	7.50	7.40	7.40	7.40	-	20,000	7.40	7.40	-	9906	23/12/99	0.58	12.76	0.50	6.76	10.35	0.71
CMC-Kamal	100/50	1,300	74.00	73.75	73.75	73.25	0.50	-	-	90.00	-	9912	28/4/00	8.08	9.13	7.50	10.17	100.67	0.73
Dandy Dyeing	100/50	950	57.50	56.50	57.00	56.75	0.25	2,150	43.00	44.00	(1.00)	9906	23/12/99	(8.67)	-	-	-	81.87	0.53
Delta Millers	100/20	24,060	53.00	50.50	51.00	51.75	(0.75)	8,580	50.50	52.00	(1.50)	9806	30/12/98	1.94	26.29	-	-	118.80	0.43
Desh Garments	100/10	-	-	-	-	82.00	-	-	-	-	-	9906	2/12/99	15.56	5.27	7.50	9.15	272.35	0.30
Dulamia Cotton	100/10	440	38.75	32.50	38.25	36.25	2.00	-	-	32.00	-	9906	9/12/99	(55.21)	-	-	-	(90.36)	-
Dynamic Textile	100/20	212,240	39.75	37.25	39.00	38.50	0.50	124,700	38.75	38.00	0.75	9809	30/3/00	6.32	6.17	-	-	125.99	0.31
Eagle Star Textile	10/50	5,600	7.50	7.40	7.40	7.50	(0.10)	3,400	7.60	7.50	0.10	9906	21/12/99	0.08	92.50	-	-	20.60	0.36
GEM Knitwear	100/50	2,650	79.50	78.25	78.25	79.75	(1.50)	100	79.50	79.75	(0.25)	9612	-	-	-	-	-	100.00	0.78
GMG Industrial Corp.	10/50	-	-	-	-	22.50	-	-	-	106.00	-	9906	22/12/99	(14.14)	-	-	-	128.71	0.17
HR Textile	100/50	7,700	85.25	79.00	83.25	85.50	(2.25)	50	82.25	84.75	(2.50)	9709	29/12/97	8.17	10.19	12.50	15.02	130.94	0.64
M. Hossain Garments	100/50	4,700	49.75	49.00	49.00	49.50	(0.50)	50	53.00	50.00	3.00	9906	11/3/00	(9.13)	-	-	-	100.15	0.49
Mita Textile	100/20	4,520	45.50	44.25	45.00	44.00	1.00	1,620	45.00	44.50	0.50	9906	7/12/99	0.65	69.23	-	-	116.75	0.39
Mithun Knitting	100/20	280	69.00	68.00	68.00	69.00	(1.00)	-	-	-	-	9906	3/12/99	9.87	6.89	-	-	127.91	0.53
Modern Dyeing	100/5	280	93.00	90.00	91.00	99.00	(8.00)	-	-	-	-	9906	23/12/99	2.53	35.97	5.00	5.49	101.56	0.90
Monno Fabrics	100/50	7,700	61.50	60.00	60.00	61.25	(1.25)	700	61.75	62.00	(0.25)	9812	2/12/99	(8.86)	-	-	-	135.22	0.44
Padma Textile	100/20	1,500	162.00	161.25	161.75	161.25	0.50	-	-	165.75	-	9812	27/11/99	53.83	3.00	5.00	3.09	278.27	0.58
Prime Textile	100/50	700	45.00	44.75	44.75	45.00	(0.25)	100	46.00	45.50	0.50	9906	25/3/00	(22.09)	-	-	-	298.88	0.15
Quasem Silk	10/100	6,500	10.60	10.50	10.50	10.50	-	-	-	-	-	9809	17/6/99	0.30	35.00	-	-	37.10	0.28
Quasem Textile	10/50	6,300	9.10	8.90	8.90	9.00	(0.10)	-	-	-	-	9809	17/6/99	(4.90)	-	-	-	12.00	0.74
Rahim Textile	100/5	-	-	-	-	70.00	-	-	-	-	-	9906	27/3/00	(21.86)	-	-	-	(50.03)	-
Safko Spinning	100/50	1,900	77.75	74.75	75.75	76.00	(0.25)	250	76.50	73.00	3.50	9809	-	8.31	9.12	-	-	114.59	0.66
Saiham Textile	100/10	210	79.75	79.25	79.25	80.25	(1.00)	50	78.25	77.00	1.25	9906	23/12/99	17.35	4.57	10.00	12.62	127.52	0.62
Sajib Knitwear	100/50	3,700	67.75	67.00	67.00	67.25	(0.25)	100	67.00	67.00	-	9906	15/12/99	2.09	32.06	6.00	8.96	103.74	0.65
Sonargaon Textile	100/50	50	67.50	67.50	67.50	66.75	0.75	-	-	70.00	-	9812	21/12/99	(3.60)	-	-	-	133.16	0.51
Sreepur Textile	100/50	300	42.50	41.00	41.50	42.00	(0.50)	250	41.00	42.25	(1.25)	9812	25/9/99	(5.94)	-	-	-	100.03	0.41
STM	100/5	-	-	-	-	89.00	-	-	-	-	-	9812	27/12/99	(30.18)	-	-	-	250.35	0.36
Stylecraft	100/5	10	503.00	503.00	503.00	507.25	(4.25)	-	-	-	-	9903	11/11/99	232.86	2.16	22.50	4.47	1,009.60	0.50
Tallu Spinning	100/10	-	-	-	-	67.75	-	-	-	-	-	9906	3/12/99	(9.57)	-	-	-	142.04	0.48
Tamijuddin Textile	100/10	270	34.50	34.00	34.00	35.00	(1.00)	-	-	40.00	-	9706	24/12/97	(7.74)	-	-	-	81.92	0.42
Pharma & Chemical																			
ACI	10/50	13,400	32.70	32.40	32.40	32.20	0.20	3,050	32.20	32.30	(0.10)	9812	20/5/99	3.26	9.94	2.50	7.72	30.87	1.05
Ambee Pharma	10/50	50	32.50	32.50	32.50	32.80	(0.30)	-	-	32.00	-	9812	9/9/99	1.04	31.25	1.00	3.08	11.51	2.82
Bangla Process	100/5	120	91.75	91.50	91.50	87.75	3.75	-	-	-	-	9906	30/12/99	8.07	11.34	-	-	101.57	0.90
BCIL	100/10	3,070	79.50	76.00	78.50	76.50	2.00	-	-	81.00	-	9806	17/12/98	12.85	6.11	10.00	12.74	146.68	0.54
Beximco Infusions	100/10	70	238.00	235.00	236.00	235.25	0.75	-	-	170.00	-	9812	4/12/99	47.67	4.95	10.00	4.24	197.71	1.19
Beximco Pharma	10/50	44,100	33.30	32.90	32.90	33.10	(0.20)	3,200	32.80	33.10	(0.30)	9812	9/12/99	8.46	3.89	1.50	4.56	69.83	0.47
Beximco Synthetics	100/20	8,220	129.00	127.00	127.00	128.25	(1.25)	20	127.50	127.50	-	9812	7/12/99	38.17	3.33	10.00	7.87	155.78	0.82
Glaxo Bangladesh	10/50	-	-	-	-	100.00	-	-	-	-	-	9812	20/5/99	6.56	15.24	3.00	3.00	45.60	2.19
Imam Button	100/50	48,700	112.50	106.00	112.00	105.50	6.50	40,450	112.25	105.00	7.25	9906	30/12/99	7.51	14.91	8.00	7.14	100.83	1.11
JH Chemical	100/50	1,800	75.75	74.00	74.75	74.50	0.25	50	75.00	73.25	1.75	9712	-	-	-	-	-	100.00	0.75
Kohinoor Chemicals	100/5	-	-	-	-	69.00	-	-	-	72.00	-	9406	27/2/95	(7.77)	-	-	-	(270.20)	-
Libra Pharma	100/20	-	-	-	-	284.75	-	-	-	250.50	-	9906	9/12/99	32.86	8.67	15.00	5.27	397.23	0.72
National Polymer	100/10	370	159.00	155.75	156.25	154.75	1.50	-	-	150.00	-	9906	26/4/00	11.59	13.48	10.00	6.40	141.76	1.10
Orion Infusion	100/20	-	-	-	-	40.75	-	-	-	34.43	-	9606	3/2/97	8.09	5.04	17.00	41.72	102.38	0.40
Perfume Chemical	100/50	1,500	48.00	47.25	47.50	48.00	(0.50)	350	47.75	48.00	(0.25)	9806	30/4/98	1.62	29.32	-	-	108.11	0.44
Petro Synthetic	10/50	-	-	-	-	12.30	-	-	-	-	-	9812	30/9/99	(15.71)	-	-	-	(70.29)	-
Pharma Aids	100/5	60	128.00	116.25	122.00	116.50	5.50	-	-	-	-	9806	27/12/98	(2.83)	-	-	-	114.78	1.06
Pharmaco	100/5	1,240	63.00	61.00	61.00	62.00	(1.00)	-	-	-	-	9906	30/3/00	(20.96)	-	-	-	104.16	0.59
Rahman Chemicals	100/10	1,010	42.50	42.00	42.00	42.25	(0.25)	-	-	-	-	9812	30/9/99	(1.98)	-	-	-	100.00	0.42
Reckitt & Colman	10/50	1,050	74.90	73.90	74.20	71.00	-	-	-	73.00	-	9901	17/5/99	5.15	14.41	3.00	4.04	28.54	2.60
Renata	100/5	15	450.00	450.00	450.00	450.00	-	-	-	-	-	9812	16/6/99	45.77	9.83	25.00	5.56	635.89	0.71
Square Pharma	100/20	960	928.00	918.00	921.50	913.50	8.00	-	-	908.75	-	9903	21/10/99	146.48	6.29	55.00	5.97	768.97	1.20
TBL	100/5	180	52.00	51.00	51.50	52.00	(0.50)	-	-	32.00	-	9812	30/9/99	(306.24)	-	-	-	(792.50)	-
The Ibnsina	100/10	100	172.00	172.00	172.00	170.50	1.50	-	-	170.00	-	9806	6/2/99	20.54	8.37	17.00	9.88	111.39	1.54
Wata Chemicals	100/20	40	159.75	157.00	158.25	153.00	5.25	-	-	180.00	-	9812	21/7/99	7.00	22.61	12.50	7.90	184.18	0.86
Paper & Printing																			
Azadi Printers	100/10	-	-	-	-	78.00	-	-	-	77.75	-	9906	28/12/99	3.62	21.55	-	-	100.69	0.77
Eagle Box	10/50	-	-	-	-	17.50	-	-	-	-	-	9906	29/11/99	(56.66)	-	-	-	(275.40)	-
MAQ Enterprises	100/50	700	35.25	34.50	34.75	36.00	(1.25)	-	-	32.75	-	9612	-	12.24	2.84	-	-	126.94	0.27
MAQ Paper	100/20	160	67.75	67.00	67.25	68.00	(0.75)	-	-	100.00	-	9712	20/9/98	18.47	3.64	10.00	14.87	123.04	0.55
Monospool Paper	100/5	3,020	97.75	97.00	97.00	97.00	-	-	-	93.75	-	9806	15/9/98	1.88	51.60	-	-	178.33	0.54
Padma Printers	10/50	2,100	10.90	10.80	10.80	10.80	-	-	-	10.90	-	9912	20/4/00	(0.70)	-	-	-	14.33	0.75
Paper Process	100/10	5,310	62.75	61.25	61.25	61.50	(0.25)	-	-	-	-	9712	15/9/98	2.38	25.74	-	-	86.45	0.71
Sonali Paper	10/50	-	-	-	-	10.90	-	-	-	17.20	-	9606	30/12/96	1.07	10.19	1.50	13.76	10.19	1.07
Services & Real Estate																			
BD Hotel	10/50	-	-	-	-	-	-	-	-	-	-	9812	23/9/99	6.63	-	3.50	-	-	31.27
BD Services	10/50	-	-	-	-	-	-	-	-	-	-	9712	24/12/98	12.22	-	1.00	-	37.10	-
Eastern Housing	100/20	960	111.00	110.25	110.25	110.25	-	-	-	110.25	-	9907	23/12/99	14.64	7.53	12.00	10.88	129.35	0.85
Samorita Hospital	100/50	1,550	140.00	137.50	139.00	139.00	-	250	138.50	142.00	(3.50)	9806	19/7/99	3.76	36.97	12.00	8.63	123.04	0.55
Shine Pukur Holdings	100/50	38,550	50.75	49.25	49.25	49.50	(0.25)	40,200	49.25	50.50	(1.25)	9812	9/12/99	5.21	9.45	5.00	10.15	104.77	0.47
Miscellaneous																			
Apex Footwear	100/20	40	159.00	159.00	159.00	161.25	(2.25)	-	-	163.00	-	9812	15/4/99	2.78	57.19	-	-	210.02	0.76
Apex Tannery	100/10	830	114.00	113.25	113.50	113.75	(0.25)	380	114.00	114.25	(0.25)	9906	5/12/99	4.13	27.48	-	-	410.07	0.28
Aramit	10/50	14,900	40.00	39.30	39.30	39.90	(0.60)	4,350	39.50	39.80	(0.30)	9812	30/10/99	3.26	12.06	2.50	6.36	26.55	1.48
Aramit Cement	100/50	5,900	132.00	127.75	130.00	127.50	2.50	1,750	129.00	127.50	1.50	9812	30/10/99	-	-	-	-	100.00	1.30
BD Luggage	100/50	600	41.50	40.25	40.75	41.00	(0.25)	4,800	41.75	40.50	1.25	9606	-	-	-	-	-	100.00	0.41
BEXIMCO	10/100	6,400	31.40	31.00	31.20	31.10	0.10	200	30.70	33.10	(2.40)	9812	25/11/99	6.73	4.64	1.00	3.21	34.57	0.90
BSC	100/5	-	-	-	-	95.00	-	-	-	6.25	-	9806	7/4/99	(48.54)	-	-	-	(575.90)	-
Bata Shoe	10/100	1,900	100.40	100.00	100.00	100.20	(0.20)	-	-	-	-	9812	3/6/99	8.29	12.06	8.00	8.00	32.66	3.06
Bengal Fine Ceramic	100/50	750	88.75	88.00	88.25	88.00	0.25	-	-	88.00	-	9906	30/12/99	1.39	63.49	-	-	101.91	0.87
Confidence Cement	100/20	3,680	339.75	332.00	336.50	330.00	6.50	280	332.50	322.75	9.75	9906	30/12/99	37.08	9.07	25.00	7.43	262.41	1.28
Ctg Cement	100/5	1,555	1,225.00	1,205.00	1,219.25	1,201.75	17.50	1,345	1,215.00	1,206.75	8.25	9906	13/4/00	73.70	16.54	50.00	4.10	243.55	5.01
Excelsior Shoes	100/50	5,550	36.00	35.25	35.25	35.50	(0.25)	1,050	35.50	35.50	-	9809	27/9/99	(11.37)	-	-	-	121.58	0.29
Fu-Wang Ceramic	100/50	2,550	139.00	137.25	138.25	137.50	0.75	-	-	132.00	-	9906	9/12/99	18.36	7.53	15.00	10.85	107.73	1.28
GQ Ball Pen	10/50	4,450	68.00	67.30	67.30	67.40	(0.10)	100	67.90	68.00	(0.10)	9812	23/8/99	9.41	7.15	3.60	5.65	104.72	0.64
Highspeed Ship	100/5	-	-	-	-	61.00	-	-	-	-	-	9906	27/12/99	(13.13)	-	-	-	(308.30)	-
Himadri	10/100	-	-	-	-	6.60	-	-	-	-	-	9812	21/9/99	0.71	9.30	-	-	7.90	0.84
Legacy Footwear	10/500	128,500	11.30	10.70	10.70	11.30	(0.60)	2,000	11.00	11.20	(0.20)	9904	-	-	-	-	-	10.00	1.07
Lexco	100/10	450	120.00	118.50	119.00	120.00	(1.00)	100	129.75	128.00	1.75	9812	9/9/99	10.41	11.43	10.00	8.40	550.88	0.22
Mark BD Shilpa & Engg.	10/50	2,700	33.25	32.75	33.00	33.00	-	1,500	33.25	33.50	(0.25)	9706	29/12/97	13.54	2.44	11.00	33.33	218.88	0.15
Meghna Cement	100/50	21,750	187.00	174.75	184.00	174.75	9.25	4,250	181.75	176.00	5.75	9812	28/9/99	19.88	9.26	10.00	5.43	118.49	1.55
Miracle Ind	10/500	33,500	11.70	11.60	11.60	11.70	(0.10)	-	-	11.70	-	9906	-	0.86	13.49	-	-	12.95	0.90
Monno Ceramic	100/5	85	325.00	325.00	325.00	329.50	(4.50)	-	-	320.00	-	9906	2/12/99	24.14	13.46	25.00	7.69	242.41	1.34
Niloy Cement	100/50	3,050	134.25	131.00	133.25	131.25	2.00	50	131.00	130.25	0.75	9906	17/12/99	2.74	48.63	-	-	103.36	1.29
Paragon Leather	100/50	4,800	46.25	45.50	45.50	45.75	(0.25)	6,350	45.75	46.25	(0.50)	9806	26/5/99	8.00	5.69	10.00	21.98	111.73	0.41
Phoenix Leather	100/5	-	-	-	-	260.00	-	-	-	-	-	9706	21/10/99	(439.05)	-	-	-	(426.20)	-
Rose Heaven Ball Pen	10/500	5,000	12.30	12.30	12.30	12.20	0.10	-	-	12.30	-	9806	19/12/98	1.13	10.88	1.00	8.13	16.52	0.74
Samata Leather	100/50	20,800	136.50	129.75	136.00	129.00	7.00	3,500	136.00	129.50	6.50	9906	31/10/99	3.80	35.79	7.00	5.15	178.11	0.76
Savar Refractories	100/5	855	63.00	61.50	61.75	62.00	(0.25)	-	-	-	-	9906	23/3/00	0.41	150.61	-	-	113.60	0.54
Sinobangla Industries	10/500	60,500	42.80	40.50	40.90	41.90	(1.00)	22,000	40.50	41.70	(1.20)	9910	1/4/00	1.16	35.26	0.50	1.22	11.19	3.66
Standard Ceramic	100/50	200	94.50	93.25	93.75	94.25	(0.50)	-	-	95.00	-	9806	7/7/99	(23.28)	-	7.50	8.00	192.45	0.49
Texpick Industries	100/10	220	86.25	85.50	85.75	87.00	(1.25)	-	-	-	-	9706	24/12/97	1.24	69.15	-	-	128.69	0.67
The Engineers	100/5	-	-	-	-	101.00	-	-	-	-	-	9808	25/12/99	78.59	1.29	10.00	9.90	516.25	0.20
Usmania Glass	100/5	-	-	-	-	233.00	-	-	-	240.00	-	9906	14/4/00	(32.89)	-	10.00	4.29	720.31	0.32
Insurance																			
BGIC	100/10	10	252.00	252.00	252.00	250.00	2.00	-	-	248.25	-	9812	9/9/99	25.22	9.99	20.00	8.06	239.59	1.05
Central Insurance	100/20	20	141.00	141.00	141.00	141.00	-	-	-	132.50	-	9812	9/9/99	19.01	7.42	15.00	11.32	161.48	0.87
Delta Life Insurance	100/5	5	553.00	553.00	553.00	551.50	1.50	-	-	350.00	-	9812	30/9/99	-	-	36.00	10.29	100.00	5.53
Eastern Insurance	100/20	40	162.00	162.00	162.00	162.00	-	-	-	204.00	-	9812	28/7/99	26.63	6.08	20.00	9.80	156.06	1.04
Eastland Insurance	100/20	-	-	-	-	160.00	-	-	-	155.00	-	9812	22/8/99	23.45	6.82	16.00	10.32	203.57	0.79
Federal Insurance	100/50	50	108.00	108.00	108.00	108.50	(0.50)	-	-	105.00	-	9812	4/12/99	6.08	17.76	12.00	11.43	153.94	0.70
Green Delta Insurance	100/10	20	460.00	460.00	460.00	450.00	10.00	-	-	415.00	-	9812	18/9/99	52.81	8.71	35.00	8.43	297.99	1.54
Janata Insurance	100/20	100	152.00	152.00	152.00	154.50	(2.50)	20	160.00	136.75	23.25	9812	14/10/99	61.32	2.48	25.00	15.63	178.95	0.85
Kamaphuli Insurance	100/20	-	-	-	-	129.50	-	-	-	-	-	9812	27/9/99	14.27	9.07	15.00	-	183.44	0.71
National Life Insurance	100/50	50	240.00	240.00	240.00	240.00	-	-	-	190.00	-	9812	31/7/99	-	-	22.00	11.58	100.00	2.40
People Insurance	100/10	40	490.00	450.00	471.75	421.00	50.75	-	-	301.00	-	9812	8/8/99	29.22	16.14	21.00	6.98	251.41	1.88
Phoenix Insurance	100/20	100	222.00	222.00	222.00	221.75	0.25	-	-	175.00	-	9812	19/7/99	24.09	9.22	20.00	11.43	193.42	1.15
Pragati Insurance	100/10	-	-	-	-	444.25	-	-	-	400.00	-	9812	15/7/99	42.99	10.33	35.00	8.75	361.16	1.23
Purabi Insurance	100/50	-	-	-	-	91.00	-	-	-	-	-	9812	30/1/00	5.07	17.95	5.00	-	127.39	0.71
Reliance Insurance	100/50	-	-	-	-	350.00	-	-	-	360.00	-	9812	22/6/99	46.28	7.56	30.00	8.33	386.09	0.91
Rupali Insurance	100/20	20	181.25	181.25	181.25	181.25	-	20	190.00	182.00	8.00	9812	14/9/99	28.81	6.29	15.00	7.89	274.66	0.66
Sandhani Life Insurance	100/50	-	-	-	-	115.00	-	-	-	100.00	-	9812	30/1/00	-	-	10.00	10.00	100.00	1.15
United Insurance	100/10	-	-	-	-	220.00	-	-	-	-	-	9812	25/5/99	42.51	5.18	22.00	-	225.61	0.98

DEBENTURE

Name	Nature of Debenutre	Year of Float	Date of Maturity	Date of Conversion	Interest Due	FV/ML Tk/Nos	Day's Closing Price DSE Tk	Day's Closing Price CSE Tk
Aramit Cement	14%, 20% Convertible, 80% Redeemable	1998	September, 2008	September, 2000	Mar, Sep	2500/2	2,215.00	
BD Luggage	14%, 20% Convertible, 80% Redeemable	1996	September 5, 2003	September 5, 1998	Mar, Sep	1600/2		
BD Welding	15%, 20% Convertible, 80% Redeemable	1999	July 15, 2006		Jul, Jan	2500/2	2,040.00	
BD Zipper	14%, 20% Convertible, 80% Redeemable	1995	August 1, 2002	August 1, 1997	Feb, Aug	1400/2		
Beximco Denims	14%, 100% Redeemable	1995	July 10, 2005		Jan, Jul	1963/2		
Beximco Fisheries	14%, 100% Redeemable	1994	May 1, 2004		Jan, Jul	1928.55/1		
Beximco Infusion	17%, 100% Redeemable	1992	October 31, 2000		Oct, Apr	400/2		
Beximco Synthetics	14%, 100% Redeemable	1993	September 1, 2003		Mar, Sep	1247/2		
Beximco Textile	14%, 100% Redeemable	1995	July 1, 2005		Jan, Jul	1963/2		
Beximco Knitting	14%, 20% Convertible, 80% Redeemable	1994	July 1, 2004	July 1, 1995	Jan, Jul	1540/2	1,318.00	

COMPANY CALENDAR

Company	Declaration Year End	Declaration Div/ Bon/ Rght	Book Closure From	Book Closure To	AGM/EGM Date & Time	AGM/EGM Venue	Company	Declaration Year End	Declaration Div/ Bon/ Rght	Book Closure From	Book Closure To	AGM/EGM Date & Time	AGM/EGM Venue
HR Tex	9909	10%					Bx. Pharma	9912	20%	1/6/2000	28/6/2000	28/6/2000 10.3am	1, Shahabag
Reckit & Colman	20001	35%	13/5/2000	25/5/2000	25/5/2000 11 am	Hotel Agrabad, Ctg.	BEXIMCO	9912	15%	30/5/2000	22/6/2000	22/6/2000 10.3am	1, Shahabag
Singer	9912	20% F	14/5/2000	27/5/2000	27/5/2000 10am	Factory Premises	Bx. Denims	9912	10%	23/5/2000	17/6/2000	17/6/2000 3pm	1, Shahabag
ULC	9912	27%	21/4/2000	18/5/2000	18/5/2000 3 pm	Hotel Sonargaon	Bx. Fsheries	9912	5%	31/5/2000	25/6/2000	25/6/2000 3pm	1, Shahabag
Dhaka Bank	9912	25%			12/06/2000		Shinepukur	9912		1/6/2000	28/6/2000	28/6/2000 3pm	1, Shahabag
BATBC	9912	40%	22/5/2000	19/6/2000			Bx. Infusions	9912	15%	23/5/2000	17/6/2000	17/6/2000 10.30am	1, Shahabag
United Ins	9912	22%	8/5/2000	22/5/2000	22/5/2000 3.30 pm	Hotel Sonargaon	Bx. Knitting	9912	10%	30/5/2000	22/6/2000	22/6/2000 3pm	1, Shahabag
IDLC	9912	27.5%	14/5/2000	21/5/2000	21/5/2000 10 am	Hotel Sonargaon	Bx Synthetics	9912	12.5%	31/5/2000	25/6/2000	25/6/2000 10.30 am	1, Shahabag
Phenix Ins	9912		8/6/2000	28/6/2000	28/6/2000 4 pm	Hotel Sonargaon	GQ Ball Pen	9912	40%				
Bengal Biscuit	9906	5%			25/6/2000		Legacy Foot			13/5/2000	27/5/2000	27/5/2000 10am	Factory Premises
Bx. Textile	9912	10%	25/5/2000	19/6/2000	19/6/2000 3 pm	1, Shahabag							
Padma Textile	9912	15%	25/5/2000	19/6/2000	19/6/2000 10.30 am	1, Shahabag							

NOTES

FI/ML	:Face Value/Market Lots	Vol	:Volume	P/E(x)	:Price/Earning (Times)	Price/NAV(x)	:Price/Net Asset Value(Times)	Avg.	:Average
Tk/Nos	:Taka/Number of Shares	EPS	:Earning Per Share	DPS	:Dividend Per Share	Tkm	:Taka in Million	Prev.	:Previous
Nos	:Numbers	Chg.	:Change						

Prepared by The Daily Star in collaboration with Securities Consultants Limited