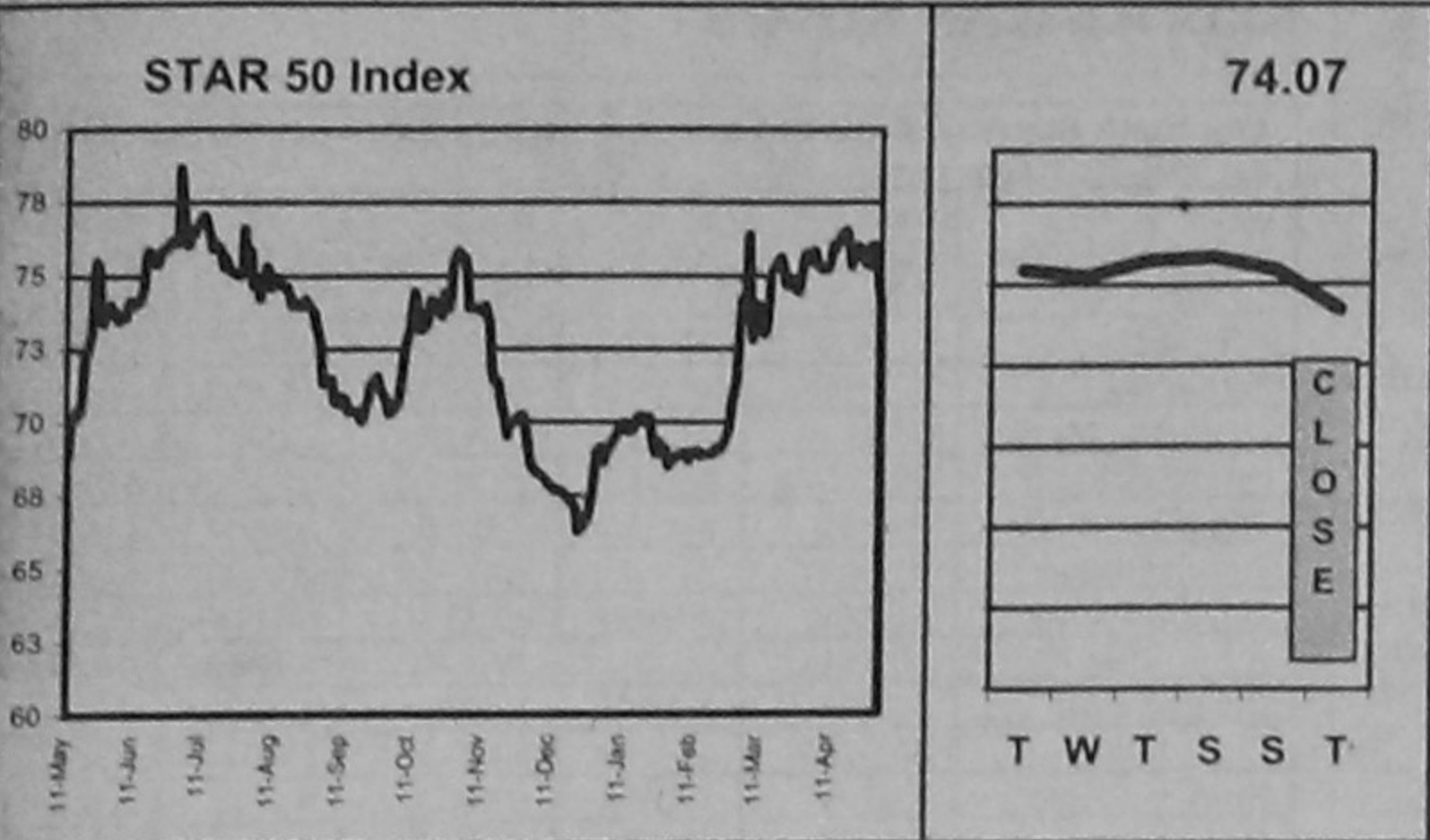
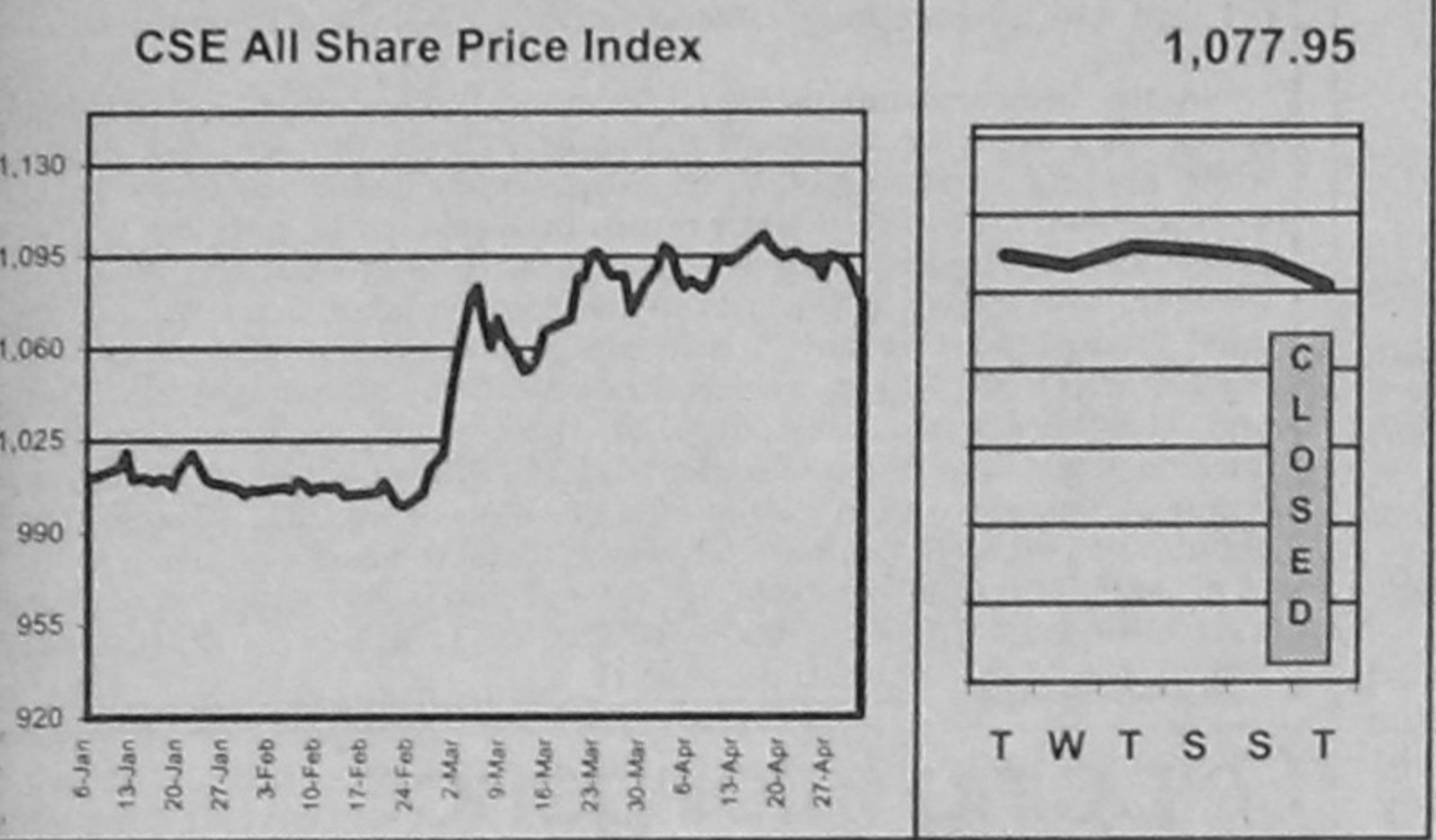
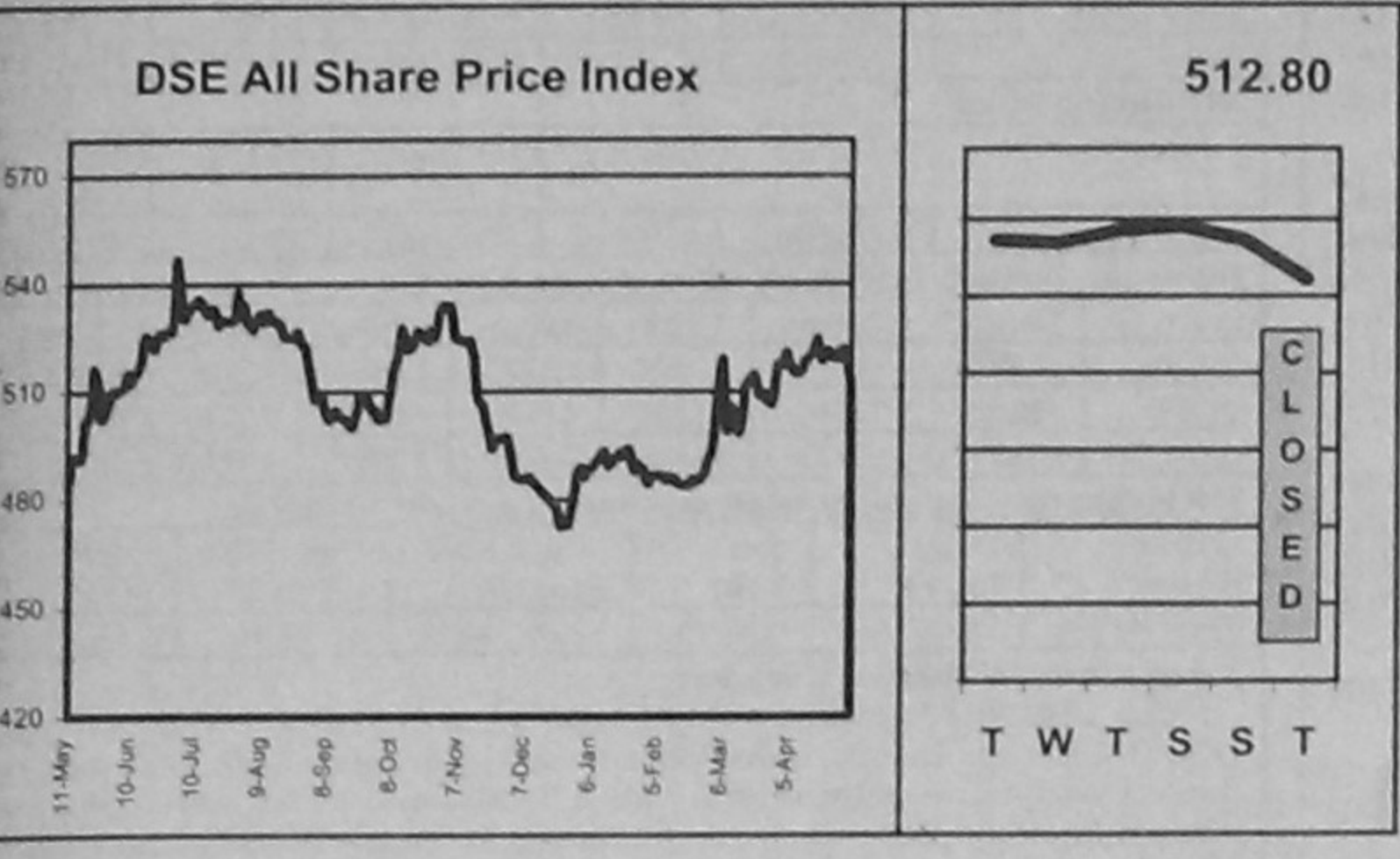


The Daily Star BUSINESS



Fifty companies have been chosen for calculation of the STAR 50 Index based on their market capitalisation, liquidity, free float and corporate track record. The Base Period for the Index is August 10, 1998. The calculation has been done according to the widely used International Finance Corporation formula.



DAY'S MARKET

May 2, 2000

DSE	512.80	CSE	1,077.95
Change in Index (pts)	(6.67)	(12.22)	
Change in Index (%)	-1.28%	-1.12%	
Market Capitalisation (cr Tk)	4,810.72	4,012.72	
Market Capitalisation (ml US\$)	1,002.23	835.98	
Turnover Volume ('000)	1,500	581	
Turnover Value (cr Tk)	7.95	2.71	
No. of Issues Traded	168	48	
No. of Issues Gained	57	14	
No. of Issues Unchanged	85	28	
No. of Issues Lost	26	6	
Price Earning Ratio (x)	6.47	6.44	
Dividend Yield (%)	7.19	7.33	

DAY'S MARKET LEADERS

TURNOVER LEADERS

DSE	Vol	Value	CSE	Vol	Value
'000	Tkm	'000	Tkm	'000	Tkm
1 Dynamic Tex	177	6.02	1 Rahma Food	244	11.27
2 Beximco Pharma	179	5.80	2 Dynamic Tex	116	4.00
3 Shine Pukur	6.541	3.10	3 Shine Pukur	46	2.14
4 Imam Buton	48	5.19	4 Paragon Leather	33	1.54
5 Rahma Food	106	5.00	5 Imam Buton	14	1.48
6 Sinobangla	119	4.95	6 Beximco Pharma	42	1.34
7 Shine Pukur	95	4.46	7 Samata Leather	7	0.95
8 Samata Leather	31	4.03	8 Cig Cement	1	0.90
9 Paragon Leather	75	3.58	9 NBL	4	0.40
10 BATBC	30	2.93	10 Sinobangla	8	0.31

CAPITAL GAINERS

DSE	Vol	Change	CSE	Vol	Change
'000	%	'000	%	'000	%
1 Dynamic Tex	177.04	8.80	1 Dynamic Tex	115.80	11.29
2 Metalex Corp	2.74	6.84	2 BD Autocars	0.10	7.62
3 Sonali Aansh	0.02	6.83	3 Samata Leather	7.25	5.20
4 Samata Leather	31.00	4.63	4 Imam Buton	13.60	2.35
5 Pharma Aids	0.06	4.05	5 HR Tex	0.65	1.97
6 HR Tex	5.45	3.96	6 Samonta Hosp	0.05	1.70
7 Jute Spinners	0.03	3.46	7 Quasem Drycell	2.00	0.78
8 Dhaka Bank	0.40	3.44	8 Mark Shoe	0.10	0.78
9 Northern Jute	85.80	3.36	9 Arami	3.25	0.77
10 MAO Enter	0.30	2.90	10 BD Luggage	0.40	0.61

CAPITAL LOSERS

DSE	Vol	Change	CSE	Vol	Change
'000	%	'000	%	'000	%
1 Shine Pukur	95.40	(14.61)	1 Shine Pukur	45.50	(14.76)
2 Beximco Denim	6.70	(13.42)	2 Beximco Denim	0.35	(13.75)
3 Rahma Food	106.45	(12.15)	3 Rahma Food	243.75	(11.06)
4 Beximco Infu	0	(11.96)	4 Beximco Pharma	41.60	(6.65)
5 BEXIMCO	20.20	(6.17)	5 BEXIMCO	0.20	(6.51)
6 Peoples Ins	0.01	(5.82)	6 BEXIMCO	1.30	(5.81)
7 Beximco Pharma	179.10	(5.81)	7 Sajit Knit	0.05	(4.68)
8 Alpha Tobacco	0.10	(5.26)	8 Beximco Knit	0.20	(3.79)
9 Beximco Fish	5.66	(5.23)	9 Dhaka Fish	0.60	(2.81)
10 Usmania Glass	0.16	(5.21)	10 J Chemi	0.40	(2.69)

LEAGUE TABLE

Company Name	Market Performance										AGM		Financial Performance						
	Dhaka Stock Exchange					Chittagong Stock Exchange					Year End	Date	EPS	P/E	DPS	Yield	NAV per Share	Price/NAV	
	FV/ML	Vol	Day's High	Day's Low	Day's Closing	Prev. Closing	Net Chg	Vol	Day's High	Day's Low									Day's Closing
Banks																			
Al-Arabi	10001	40	1,116.00	1,115.00	1,115.25	5.00	-	1,120.00	-	9812	23/8/99	21.82	5.29	150.00	13.45	1,120.00	0.91		
Al-Banika Bank	10001	-	-	-	-	-	-	-	-	9812	16/9/99	29.91	3.42	-	-	1,200.00	0.89		
Arab Bangladesh Bank	1005	20	92.00	92.00	92.00	36.25	(3.25)	-	-	9812	18/10/99	33.77	2.72	-	-	177.02	0.52		
City Bank	10055	400	158.00	157.75	157.75	152.50	5.25	-	-	9812	20/10/99	26.57	5.94	-	-	104.49	0.79		
Dhaka Bank	10020	180	485.50	486.00	483.25	470.75	(7.50)	-	-	9812	10/10/99	57.14	1.86	-	-	159.58	0.66		
Eastern Bank	10020	180	485.50	486.00	483.25	470.75	(7.50)	-	-	9812	10/10/99	57.14	1.86	-	-	159.58	0.66		
ICLC	10020	180	485.50	486.00	483.25	470.75	(7.50)	-	-	9812	10/10/99	57.14	1.86	-	-	159.58	0.66		
IFC Bank	1005	45	122.00	122.00	122.00	122.50	0.50	-	-	9812	5/7/99	33.34	5.23	-	-	196.22	0.62		
Islam Bank	10001	28	2,511.00	2,509.75	2,509.75	2,509.25	(0.50)	-	-	9812	26/8/99	203.33	8.27	210.00	8.37	1,162.10	0.63		
National Bank	10020	14,362	107.75	104.25	105.25	106.25	(1.25)	3,800	106.25	9812	4/12/99	32.19	1.13	-	-	316.27	0.45		
Prime Bank	10050	2,200	140.50	140.00	140.00	140.75	(0.75)	-	-	9812	10/10/99	38.68	3.62	-	-	154.32	0.91		
Rupali Bank	1005	103.00	-	-	-	-	-	-	-	9812	23/12/99	62.52	1.87	-	-	376.62	0.31		
Southeast Bank	10050	300	118.00	115.25	117.25	120.00	(2.75)	-	-	9812	11/10/99	5.96	-	-	-	143.22	0.56		
UJBL	1005	75.00	-	-	-	-	-	-	-	9812	7/7/99	34.66	2.16	-	-	198.58	0.38		
United Leasing	10020	40	570.00	525.00	547.50	537.25	(10.25)	-	-	9812	20/9/99	63.07	8.68	25.00	4.57	402.81	1.36		
Utara Bank	1005	50	82.00	82.00	82.00	84.25	(2.25)	-	-	9812	6/11/99	22.19	3.70	-	-	558.69	0.15		
Utara Finance	10050	650	178.00	174.00	176.25	174.75	1.50	-	-	9812	22/5/99	15.58	11.31	15.00	8.51	106.71	1.65		
Investment																			
1st BSS MF	10050	200	55.00	55.00	55.00	54.25	0.75	-	-	9812	-	-	-	-	-	100.00	0.55		
1st ICB MF	1005	-	-	-	-	-	-	-	-	9812	4/11/99	251.63	4.79	100.00	8.30	541.38	2.23		
2nd ICB MF	1005	-	-	-	-	-	-	-	-	9812	4/11/99	44.95	8.12	32.00	8.77	156.52	2.32		
3rd ICB MF	1005	5	348.00	348.00	348.00	346.00	2.00	-	-	9812	4/11/99	37.54	9.27	38.00	9.92	237.32	1.47		
4th ICB MF	10010	10	355.00	355.00	355.00	350.00	5.00	-	-	9812	4/11/99	42.36	8.38	35.00	9.86	178.01	0.79		
5th ICB MF	10010	28	238.50	235.00	235.00	235.25	(0.25)	-	-	9812	26/8/99	45.83	10.57	30.00	11.91	105.30	1.99		
6th ICB MF	10010	240	144.50	141.00	142.25	142.75	(0.50)	-	-	9812	4/11/99	8.45	16.83	15.00	10.54	125.55	1.11		
7th ICB MF	10050	650	137.00	136.00	136.50	134.00	2.50	-	-	9812	4/11/99	13.11	10.41	13.00	9.52	118.53	1.15		
8th ICB MF	10050	1,350	119.00	116.00	118.25	118.50	(0.25)	-	-	9812	4/11/99	13.21	8.95	12.00	10.15	117.81	1.00		
ICB	1005	-	-	-	-	-	-	-	-	9812	4/11/99	21.61	5.90	7.00	5.49	297.35	0.43		
Engineering																			
Atlas Automobile	1005	270	195.00	194.50	194.75	195.25	(0.50)	-	-	9812	23/12/99	27.79	7.01	16.00	8.22	249.59	0.78		
Awaz Galvanizing	10050	250	129.00	126.00	128.00	127.75	0.25	-	-	9812	30/10/99	17.36	7.37	10.00	7.81	114.36	1.12		
Atlas Bangladesh	10050	300	139.00	139.00	139.00	137.50	1.50	-	-	9812	30/12/99	19.31	7.20	11.00	7.91	85.78	1.62		
BD Autocars	1005	575	60.00	59.00	59.00	59.75	(0.75)	100	60.00	9812	30/12/99	11.69	5.05	-	-	130.72	0.45		
BD Lamps	1005	175	510.00	504.00	506.25	511.00	(4.75)	-	-	9812	16/9/99	24.62	20.56	20.00	3.36	248.51	2.04		
BEMCO	10010	-	-	-	-	-	-	-	-	9812	30/12/99	(30.96)	-	-	-	76.57	0.57		
Bengal Steel	1005	-	-	-	-	-	-	-	-	9812	25/9/99	11.23	-	-	-	(81.47)	-		
Eastern Cables	1005	3,130	100.75	99.50	99.75	101.00	(1.25)	150	99.50	9812	25/9/99	7.57	13.18	12.00	12.03	168.73	0.59		
Easton	1005	-	-	-	-	-	-	-	-	9812	23/12/99	(102.96)	-	-	-	105.75	0.45		
Kay & Qui	10050	200	105.00	104.75	104.75	104.25	0.50	-	-	9812	30/9/99	10.94	-	-	-	110.70	0.95		
Metalex Corp.	1005	2,735	115.00	108.25	113.25	106.00	7.25	-	-	9812	24/9/99	(562.54)	-	-	-	(3,101.00)	-		
Monno Jute Staller	1005	-	-	-	-	-	-	-	-	9812	29/11/99	18.26	12.60	20.00	8.70	225.57	1.02		
Monno Jute	1005	-	-	-	-	-	-	-	-	9812	29/11/99	78.24	8.82	50.00	7.25	740.06	0.93		
National Tubes	10010	40	525.00	518.00	522.25	520.75	(1.50)	-	-	9812	27/10/99	147.00	3.55	35.00	10.70	104.84	4.96		
Olympic Draycell	1005	1,200	100.75	98.50	99.50	100.25	(0.75)	180	99.75	9812	22/12/99	19.22	5.18	20.00					