The Daily Star
BUSINESS

DHAKA THURSDAY, APRIL 27, 2000

STAR 50 Index

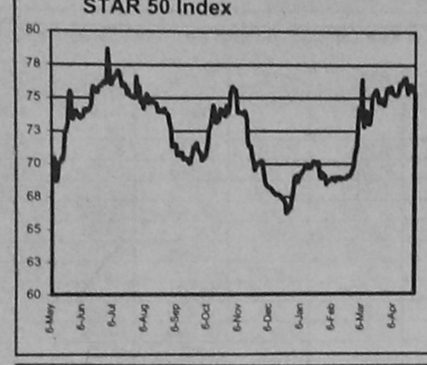

Fifty companies have been chosen for calculation of the **STAR 50 Index** based on their market capitalisation, liquidity, free float and corporate track record. The **Base Period** for the Index is **August 10, 1998**. The calculation has been done according to the widely used International Finance Corporation formula.

DSE All Share Price Index

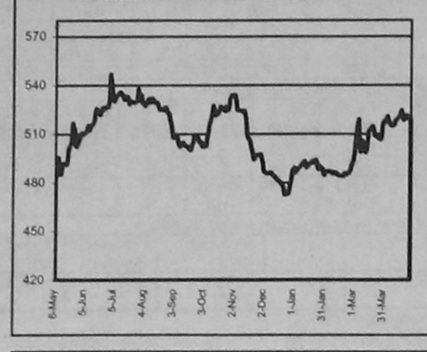

CSE All Share Price Index

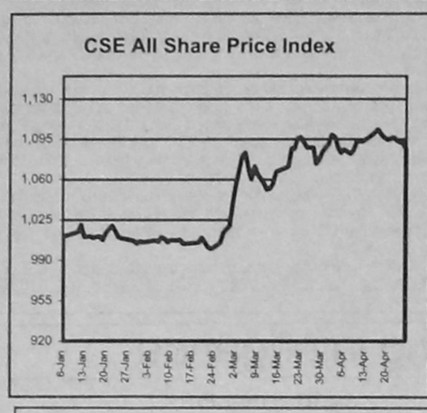

DAY'S MARKET
April 26, 2000

	DSE	CSE
All Share Price Index	518.93	1,086.84
Change in Index (pts)	(0.54)	(5.10)
Change in Index (%)	-0.10%	-0.47%
Market Capitalisation (cr Tk)	4,868.22	4,042.15
Market Capitalisation (mil US$)	1,014.21	842.11
Turnover Volume ('000)	1,057	461
Turnover Value (cr Tk)	8.21	2.70
No. of Issues Traded	154	59
No. of Issues Gained	63	22
No. of Issues Incurred Loss	62	23
No. of Issues Unchanged	29	14
Price Earning Ratio (x)	6.59	6.48
Dividend Yield (%)	7.09	7.24

DAY'S MARKET LEADERS

TURNOVER LEADERS

DSE	Vol '000	Value Tkm	CSE	Vol '000	Value Tkm
1 Dhaka Fish	85	11.37	1 Rahima Food	147	8.53
2 Ctg. Cement	6	7.44	2 Sinobangla	131	5.92
3 Rahima Food	99	5.84	3 Dhaka Fish	20	2.72
4 Square Pharma	6	5.08	4 NBL	22	2.21
5 Confid Cement	13	4.32	5 Imam Button	16	1.72
6 EBL	40	4.24	6 GEM Knit	13	1.04
7 Sinobangla	78	3.53	7 Ctg. Cement	1	0.68
8 BATBC	31	3.01	8 Mona Food	9	0.67
9 NBL	29	2.87	9 Bengal Biscuits	10	0.66
10 Imam Button	21	2.25	10 BD Welding	27	0.30

CAPITAL GAINERS

DSE	Vol '000	Change %	CSE	Vol '000	Change %
1 Rahima Food	99.45	11.90	1 Janata Ins	0.06	19.96
2 Peoples Ins	0.04	11.44	2 Dhaka Fish	20.10	14.38
3 Dhaka Fish	85.15	10.33	3 Rahima Food	147.10	8.92
4 Pharma Aids	0.06	9.29	4 Bengal Biscuits	10.26	5.79
5 TBL	0.23	6.37	5 8th ICB M Fund	0.10	4.17
6 Rupali Bank	0.25	6.03	6 Mona Food	9.15	2.46
7 Rahim Tex	0.86	5.98	7 Reckitt & Col	0.05	2.13
8 Bengal Biscuits	16.58	5.81	8 NBL	22.32	1.80
9 Paper Pro	14.52	3.69	9 Dynamic Tex	5.58	1.61
10 Petro Synth	0.10	3.17	10 Delta Millers	3.18	1.59

CAPITAL LOSERS

DSE	Vol '000	Change %	CSE	Vol '000	Change %
1 BEMCO	0.07	(11.06)	1 Beximco Infu	0.02	(39.29)
2 National Life Ins	0.05	(8.79)	2 BD Autocars	0.01	(19.20)
3 NTC	0.01	(8.67)	3 Monno Cera	0.02	(3.03)
4 Prime Bank	2	(3.92)	4 Sinobangla	130.50	(2.99)
5 Wata Chemi	0.04	(3.23)	5 Meghna Cemnt	0.05	(2.84)
6 South East Bank	1.20	(3.19)	6 BD Luggage	1.75	(2.48)
7 Safko Spinning	0.05	(2.94)	7 Gulf Food	0.20	(2.40)
8 National Oxygen	0.29	(2.82)	8 Monno Fab	0.15	(1.95)
9 BD Thai Alum	0.20	(2.80)	9 ACI	0.40	(1.88)
10 Pubali Bank	0.01	(2.32)	10 Apex Tannery	0.65	(1.50)

LEAGUE TABLE

Company Name	FV/ML	Market Performance – Dhaka Stock Exchange: Vol	Day's High	Day's Low	Day's Closing	Prev. Closing	Net Chg	Chittagong Stock Exchange: Vol	Day's Closing	Prev. Closing	Net Chg	AGM: Year End	Date	Financial Performance: EPS	P/E	DPS	Yield	NAV per Share	Price/NAV
	Tk/nos	nos	Tk	Tk	Tk	Tk	Tk	nos	Tk	Tk	Tk	YM	D/M/Y	Tk	x	Tk	%	Tk	x
Banks																			
Al-Arafa	1000/1	55	1,140.00	1,135.00	1,139.25	1,135.00	4.25	-	-	1,120.00	-	9812	23/8/99	210.82	5.40	150.00	13.17	1,220.00	0.93
Al Baraka Bank	1000/1	-	-	-	-	1,045.50	-	-	-	-	-	9812	16/9/99	(226.30)	-	-	-	1,129.00	0.93
Arab Bangladesh Bank	100/5	100	95.50	93.00	94.25	91.50	2.75	-	-	88.00	-	9812	18/12/99	33.77	2.79	-	-	177.02	0.53
City Bank	100/5	-	-	-	-	125.00	-	-	-	115.00	-	9812	20/11/99	25.55	4.89	-	-	264.45	0.47
Dhaka Bank	100/50	50	153.50	153.50	153.50	149.75	3.75	-	-	157.00	-	9906	-	26.57	5.78	-	-	140.49	0.82
Eastern Bank	100/20	40,040	106.50	106.00	106.00	106.00	-	-	-	-	-	9712	12/11/98	57.14	1.86	-	-	159.58	0.66
IDLC	100/20	460	475.00	455.00	467.00	466.25	0.75	-	-	490.00	-	9812	10/6/99	31.75	14.71	25.00	5.35	224.02	2.08
IFIC Bank	100/5	-	-	-	-	120.00	-	-	-	97.00	-	9612	5/7/99	23.34	5.14	-	-	196.22	0.61
Islami Bank	1000/1	-	-	-	-	2,500.00	-	-	-	2,500.00	-	9812	26/8/99	303.33	8.24	210.00	8.40	4,182.10	0.60
National Bank	100/20	28,960	102.00	96.00	99.25	96.75	2.50	22,320	99.00	97.25	1.75	9812	4/12/99	93.19	1.07	-	-	319.37	0.31
Prime Bank	100/50	1,800	145.00	139.00	141.00	146.75	(5.75)	-	-	158.00	-	9906	-	38.68	3.65	-	-	154.32	0.91
Pubali Bank	100/5	10	116.00	116.00	116.00	118.75	(2.75)	-	-	103.00	-	9812	23/12/99	62.52	1.86	-	-	376.62	0.31
Rupali Bank	100/10	250	86.00	80.75	83.50	78.75	4.75	-	-	75.00	-	9812	11/3/00	(5.96)	-	-	-	143.22	0.58
Southeast Bank	100/50	1,200	125.00	118.50	121.25	125.25	(4.00)	-	-	-	-	9906	-	29.79	4.07	-	-	148.45	1.09
UCBL	100/5	-	-	-	-	75.75	-	-	-	65.00	-	9612	27/8/97	34.66	2.19	-	-	198.58	0.38
United Leasing	100/20	-	-	-	-	537.25	-	-	-	-	-	9812	20/5/99	63.07	8.52	25.00	4.65	402.91	1.33
Uttara Bank	100/5	-	-	-	-	83.75	-	-	-	-	-	9812	6/12/99	22.19	3.77	-	-	558.69	0.15
Uttara Finance	100/50	350	172.00	170.50	170.75	170.00	0.75	-	-	166.00	-	9812	22/6/99	15.59	10.95	15.00	8.78	106.71	1.60
Investment																			
1st BSRS MF	100/50	100	55.00	55.00	55.00	55.00	-	-	-	57.00	-	9612	-	-	-	-	-	100.00	0.55
1st ICB MF	100/5	-	-	-	-	1,200.00	-	-	-	1,050.00	-	9906	4/11/99	251.63	4.77	100.00	8.33	541.38	2.22
2nd ICB MF	100/5	-	-	-	-	365.00	-	-	-	375.00	-	9906	4/11/99	44.95	8.12	32.00	8.77	156.52	2.33
3rd ICB MF	100/5	-	-	-	-	340.00	-	-	-	335.00	-	9906	4/11/99	37.54	9.06	38.00	11.18	237.32	1.43
4th ICB MF	100/10	-	-	-	-	340.00	-	-	-	346.50	-	9906	4/11/99	42.36	8.03	35.00	10.29	178.01	1.91
5th ICB MF	100/10	-	-	-	-	193.25	-	-	-	190.00	-	9906	4/11/99	17.35	11.14	20.00	10.35	129.82	1.49
6th ICB MF	100/10	140	140.00	139.50	139.50	137.00	2.50	-	-	144.00	-	9906	4/11/99	8.45	16.51	15.00	10.75	125.55	1.11
7th ICB MF	100/50	750	130.00	125.00	127.75	125.00	2.75	-	-	112.00	-	9906	4/11/99	13.11	9.74	13.00	10.18	118.53	1.08
8th ICB MF	100/50	500	116.00	112.00	114.25	113.00	1.25	100	112.50	108.00	4.50	9906	4/11/99	13.21	8.65	12.00	10.50	117.81	0.97
ICB	100/5	-	-	-	-	115.50	-	-	-	175.00	-	9906	4/11/99	21.61	5.34	7.00	6.06	297.35	0.39
Engineering																			
Afsab Automobile	100/5	35	193.00	193.00	193.00	196.50	(3.50)	20	190.25	190.25	-	9908	23/12/99	27.79	6.94	16.00	8.29	249.59	0.77
Anwar Galvanizing	100/50	-	-	-	-	127.50	-	-	-	126.00	-	9906	30/3/00	17.36	7.34	10.00	7.84	114.36	1.11
Atlas Bangladesh	10/50	-	-	-	-	135.80	-	-	-	-	-	9906	30/12/99	19.31	7.03	11.00	8.10	85.78	1.58
Aziz Pipe	100/5	5	493.00	493.00	493.00	494.75	(1.75)	-	-	490.00	-	9812	26/8/99	45.83	10.76	30.00	6.09	562.70	0.88
BD Autocars	100/5	390	59.50	59.50	59.50	59.25	0.25	10	55.75	69.00	(13.25)	9706	30/12/97	11.69	5.09	-	-	130.72	0.46
BD Lamps	100/5	75	545.00	516.00	518.50	516.50	2.00	-	-	522.00	-	9812	16/9/99	24.62	21.06	20.00	3.86	248.51	2.09
BEMCO	100/10	70	47.00	43.00	46.25	52.00	(5.75)	-	-	-	-	9712	30/12/98	(30.96)	-	-	-	76.67	0.60
Bengal Steel	10/50	-	-	-	-	1,113.70	-	-	-	-	-	9812	25/9/99	(1.23)	-	-	-	(81.47)	-
Eastern Cables	100/5	2,270	100.00	99.50	99.75	99.50	0.25	50	99.00	98.50	0.50	9806	24/6/99	7.57	13.18	12.00	12.03	168.73	0.59
Karim Pipe	100/5	-	-	-	-	64.50	-	-	-	-	-	9812	23/12/99	(103.96)	-	-	-	106.73	0.60
Kay & Que	100/50	150	105.50	105.25	105.25	105.00	0.25	-	-	107.00	-	9812	30/9/99	(10.94)	-	-	-	110.70	0.95
Metalex Corp.	100/5	12,455	123.00	110.50	113.00	110.25	2.75	-	-	-	-	9506	24/4/96	(562.54)	-	-	-	(3,101.00)	-
Monno Jute Stafiler	100/5	-	-	-	-	240.00	-	-	-	-	-	9812	29/11/99	18.26	13.14	20.00	8.33	225.57	1.06
Monno Jutex	100/5	-	-	-	-	696.50	-	-	-	-	-	9906	28/11/99	78.24	8.90	50.00	7.18	745.08	0.93
National Tubes	100/10	260	548.00	545.00	546.25	549.00	(2.75)	-	-	-	-	9806	21/4/99	108.33	5.04	30.00	5.49	(11.28)	-
Olympic Industries	100/5	1,195	100.75	99.75	100.25	100.00	0.25	20	100.00	100.00	-	9703	22/12/97	19.22	5.22	20.00	19.95	184.61	0.54
Quasem Drycell	10/50	3,000	13.00	12.90	12.90	12.80	0.10	2,700	12.80	12.80	-	9906	23/12/99	1.11	11.62	1.00	7.75	28.42	0.45
Rangpur Foundry	10/500	31,500	14.20	14.10	14.20	14.10	0.10	8,500	14.20	14.10	0.10	9809	-	1.32	10.76	-	-	12.88	1.10
Renwick Jajnes.	100/5	300	73.25	73.00	73.00	73.75	(0.75)	-	-	-	-	9906	28/12/99	(56.25)	-	-	-	100.75	0.72
Singer Bangladesh	100/5	125	1,220.00	1,210.00	1,213.25	1,225.50	(12.25)	-	-	-	-	9902	19/5/99	91.99	13.19	100.00	8.24	156.05	7.77
Thai Aluminum	100/10	200	295.00	280.00	286.75	295.00	(8.25)	-	-	285.00	-	9812	16/9/99	22.39	12.81	20.00	6.97	147.48	1.94
Wonderland Toys	100/50	800	47.75	47.25	47.50	47.25	0.25	-	-	47.00	-	9906	30/12/99	(12.87)	-	-	-	74.90	0.63
Food & Allied																			
AB Biscuit	100/5	-	-	-	-	165.00	-	-	-	-	-	9506	30/12/95	(26.78)	-	-	-	238.76	0.69
Alpha Tobacco	10/50	100	57.00	57.00	57.00	58.00	(1.00)	-	-	30.00	-	9909	29/3/00	5.00	11.40	4.25	7.46	78.71	0.72
Amam Sea Food	100/5	10	295.00	295.00	295.00	295.00	-	-	-	-	-	9906	30/11/99	(44.72)	-	-	-	(26.71)	-
AMCL (Pran)	100/10	730	318.50	315.00	316.50	317.50	(1.00)	-	-	331.75	-	9906	9/12/99	41.33	7.66	20.00	6.32	237.58	1.33
Apex Food	100/5	570	343.00	340.00	340.75	344.75	(4.00)	-	-	360.00	-	9906	29/11/99	(50.16)	-	-	-	626.66	0.54
Bangas	100/5	30	169.00	167.00	168.25	165.50	2.75	-	-	-	-	9906	3/12/99	20.19	8.33	15.00	8.92	151.49	1.11
BD Plantation	100/5	-	-	-	-	456.00	-	-	-	-	-	9906	3/12/99	(256.12)	-	-	-	302.11	1.51
Bengal Biscuit	100/20	16,580	64.50	60.25	63.75	60.25	3.50	10,260	64.00	60.50	3.50	9806	28/6/99	4.97	12.83	-	-	239.29	0.27
Beximco Fisheries	100/20	460	70.00	69.50	69.50	69.75	(0.25)	20	69.25	69.25	-	9812	7/12/99	8.17	8.51	5.00	7.19	136.00	0.51
Bionic Seafood	10/500	30,000	11.70	11.50	11.60	11.40	0.20	-	-	-	-	9903	-	1.67	6.95	-	-	13.22	0.88
BLTC	100/5	-	-	-	-	1,000.00	-	-	-	-	-	9812	29/8/99	44.40	22.52	30.00	3.00	1,498.90	0.67
BATBC	10/50	30,750	98.00	96.50	97.90	97.90	-	-	-	97.00	-	9812	17/5/99	12.59	7.78	9.00	9.19	39.22	2.50
Chittagong Vegetable	100/10	980	86.25	83.50	85.50	85.00	0.50	-	-	84.50	-	9906	30/12/99	(1.08)	-	8.00	9.36	225.49	0.38
Dhaka Fisheries	100/50	85,150	138.00	119.50	133.50	121.00	12.50	20,100	135.25	118.25	17.00	9906	23/12/99	3.78	35.32	5.00	3.75	115.78	1.15
Dhaka Vegetable	100/5	1,180	39.50	38.50	39.00	39.25	(0.25)	-	-	-	-	9506	10/9/97	(5.33)	-	-	-	108.80	0.36
EL Camelia	100/5	-	-	-	-	720.00	-	-	-	-	-	9812	18/9/99	118.32	6.09	-	-	(61.68)	-
Gachihata	100/50	17,400	37.75	37.00	37.25	38.00	(0.75)	7,100	37.25	37.50	(0.25)	9906	22/12/99	(14.85)	-	-	-	117.55	0.32
Gemini Sea Food	100/5	-	-	-	-	116.25	-	-	-	-	-	9909	26/12/99	(41.17)	-	-	-	108.50	1.07
Gulf Foods	100/50	17,450	125.00	121.75	122.00	122.50	(0.50)	200	122.00	125.00	(3.00)	9906	28/12/99	14.58	8.37	10.00	8.20	104.17	1.17
Hill Plantation	100/5	-	-	-	-	700.00	-	-	-	-	-	9906	3/12/99	(70.29)	-	-	-	360.43	1.94
Meghna Shrimp	100/20	3,660	82.75	81.50	81.75	81.75	-	1,300	81.50	81.50	-	9812	26/12/99	10.54	7.76	12.00	14.68	113.23	0.72
Meghna Vegetable Oil	100/50	1,650	99.50	95.75	97.25	97.50	(0.25)	-	-	99.00	-	9906	30/12/99	(91.25)	-	-	-	138.01	0.70
Modern Industries	100/5	70	62.00	61.00	61.50	62.00	(0.50)	-	-	-	-	9812	15/5/99	(15.43)	-	-	-	35.43	1.36
Mona Food	100/50	25,450	73.75	71.50	73.00	71.50	1.50	9,150	72.75	71.00	1.75	9906	30/12/99	0.87	83.91	-	-	110.11	0.66
NTC	100/5	5	685.00	685.00	685.00	750.00	(65.00)	-	-	605.00	-	9812	21/4/99	68.57	9.99	32.00	4.67	454.08	1.51
Rabeya Flour	10/50	-	-	-	-	8.10	-	-	-	-	-	9812	16/9/99	1.28	6.33	-	-	9.21	0.88
Rahima Food Corp.	100/50	99,450	60.00	54.50	58.75	52.50	6.25	147,100	58.00	53.25	4.75	9906	30/12/99	(10.24)	-	-	-	109.11	0.54
Raspit Food	10/500	21,000	14.90	14.70	14.80	14.80	-	-	-	16.60	-	9612	30/10/97	1.18	12.54	-	-	360.43	1.46
Rupon Oil	10/100	-	-	-	-	16.00	-	-	-	14.00	-	9706	12/8/98	0.11	145.45	-	-	32.14	0.50
Shyampur Sugar Mills	10/100	12,700	5.70	5.60	5.60	5.60	-	-	-	-	-	9806	24/6/99	(75.75)	-	-	-	10.00	0.56
Tripti Industries	100/5	530	60.25	59.75	59.75	60.00	(0.25)	-	-	60.00	-	9608	-	4.74	12.61	10.00	16.74	110.00	0.54
Tulip Dairy	100/10	13,500	132.00	127.00	128.50	126.75	1.75	-	-	-	-	9806	3/4/00	(8.80)	-	-	-	100.00	1.29
Yousuf Flour	10/50	-	-	-	-	13.00	-	-	-	-	-	9906	29/12/99	0.01	1,300.00	-	-	(2.27)	-
Zeal Bangla	10/50	3,900	6.80	6.50	6.70	6.60	0.10	-	-	-	-	9806	10/10/99	(2.72)	-	-	-	10.85	0.62
Fuel & Power																			
BD Welding	10/500	85,000	11.30	11.20	11.20	11.20	-	26,500	11.20	11.20	-	9812	-	0.31	36.13	-	-	13.70	0.82
BOC	10/50	10,300	102.80	100.20	102.70	102.80	(0.10)	450	99.80	99.60	0.20	9909	5/2/00	9.60	10.70	4.00	3.89	53.68	1.91
Eastern Lubricant	10/50	10,000	138.70	138.70	138.70	138.70	-	-	-	-	-	9806	18/3/99	5.64	24.59	3.50	2.52	42.42	3.27
National Oxyg.	100/10	290	35.75	34.00	34.50	35.50	(1.00)	-	-	73.00	-	9606	30/6/97	(110.86)	-	-	-	(337.60)	-
Padma Oil	10/50	10,000	135.20	135.20	135.20	135.10	0.10	-	-	130.00	-	9906	23/3/00	19.57	6.91	5.00	3.70	95.14	1.42
Jute																			
Ahad Jute	100/10	-	-	-	-	100.00	-	-	-	-	-	9906	26/12/99	2.71	36.90	-	-	103.64	0.96
Islam Jute	100/5	-	-	-	-	105.00	-	-	-	-	-	9906	29/12/19	(329.62)	-	-	-	802.09	0.13
Jute Spinners	100/5	-	-	-	-	130.00	-	-	-	-	-	9906	30/3/00	6.11	21.28	-	-	553.43	0.23
Mutual Jute	100/5	-	-	-	-	143.00	-	-	-	-	-	9906	26/12/99	(35.18)	-	-	-	3,586.10	0.04
Northern Jute	10/200	1,600	28.30	28.10	28.10	28.10	-	-	-	-	-	9906	7/12/99	(3.50)	-	-	-	6.95	4.04
Saleh Carpet	10/200	8,400	4.00	3.90	3.90	3.90	-	-	-	-	-	9612	22/12/97	(12.81)	-	-	-	(104.30)	-
Sonali Arish	100/5	-	-	-	-	195.00	-	-	-	-	-	9906	23/12/99	93.23	2.09	-	-	257.25	0.76
Textile																			
Al-Haj Textile	10/50	-	-	-	-	10.00	-	-	-	-	-	9906	29/12/99	(0.13)	-	-	-	86.07	0.12
Alltex Industries	100/50	650	51.00	50.50	50.50	50.25	0.25	350	50.25	50.25	-	9906	23/12/99	12.27	4.12	-	-	135.08	0.37
Anlima Yarn Dyeing	100/50	-	-	-	-	94.25	-	-	-	93.50	-	9906	9/12/99	17.96	5.25	12.00	12.73	111.19	0.85
Apex Spinning	100/20	-	-	-	-	99.00	-	-	-	95.00	-	9903	29/11/99	25.78	3.84	10.00	10.10	168.36	0.59

LEAGUE TABLE

Company Name	FV/ML	Market Performance – Dhaka Stock Exchange: Vol	Day's High	Day's Low	Day's Closing	Prev. Closing	Net Chg	Chittagong Stock Exchange: Vol	Day's Closing	Prev. Closing	Net Chg	AGM: Year End	Date	Financial Performance: EPS	P/E	DPS	Yield	NAV per Share	Price/NAV
	Tk/nos	nos	Tk	Tk	Tk	Tk	Tk	nos	Tk	Tk	Tk	YM	D/M/Y	Tk	x	Tk	%	Tk	x
Pharma & Chemical																			
ACI	10/50	5,600	31.80	31.60	31.60	31.80	(0.20)	400	31.40	32.00	(0.60)	9812	20/5/99	3.26	9.69	2.50	7.91	30.87	1.02
Ambee Pharma	10/50	-	-	-	-	33.00	-	-	-	32.00	-	9812	9/9/99	1.04	31.73	1.00	3.03	11.51	2.87
Bangla Process	100/5	-	-	-	-	69.00	-	-	-	-	-	9906	30/12/99	8.07	11.03	-	-	101.57	0.68
BCIL	100/10	140	78.50	77.25	77.50	77.75	(0.25)	-	-	61.00	-	9806	17/12/98	12.85	6.03	10.00	12.90	146.68	0.53
Beximco Infusions	100/10	120	250.00	243.50	244.25	246.00	(1.75)	20	170.00	280.00	(110.00)	9812	4/12/99	47.67	5.12	10.00	4.09	197.71	1.24
Beximco Pharma	10/50	43,700	34.30	33.90	34.00	34.10	(0.10)	1,250	34.20	34.10	0.10	9812	9/12/99	8.46	4.02	1.50	4.41	69.83	0.49
Beximco Synthetics	100/20	4,960	126.50	125.00	125.50	126.00	(0.50)	20	125.00	125.25	(0.25)	9812	7/12/99	38.17	3.29	10.00	7.97	155.78	0.81
Glaxo Bangladesh	10/50	-	-	-	-	100.00	-	-	-	-	-	9812	20/5/99	6.56	15.24	3.00	3.00	45.50	2.19
Imam Button	100/50	21,050	109.00	107.00	107.00	108.00	(1.00)	16,000	107.50	107.75	(0.25)	9906	30/12/99	7.51	14.25	8.00	7.48	100.83	1.06
JH Chemical	100/50	450	75.25	74.00	74.75	75.00	(0.25)	-	-	74.75	-	9712	-	-	-	-	-	100.00	0.75
Kohinoor Chemicals	100/5	-	-	-	-	71.75	-	-	-	72.00	-	9406	27/2/96	(7.77)	-	-	-	(270.20)	-
Libra Pharma	100/20	-	-	-	-	266.50	-	-	-	250.50	-	9906	9/12/99	32.86	8.11	15.00	5.63	397.23	0.67
National Polymer	100/10	180	168.00	166.75	167.00	164.75	2.25	-	-	167.25	-	9706	29/9/97	38.82	4.30	20.00	11.98	169.44	0.99
Orion Infusion	100/20	-	-	-	-	40.75	-	-	-	34.43	-	9606	3/2/97	8.09	5.04	17.00	41.72	102.38	0.40
Perfume Chemical	100/50	1,850	47.50	47.00	47.00	47.50	(0.50)	-	-	47.25	-	9806	30/4/98	1.62	29.01	-	-	108.11	0.43
Petro Synthetic	10/50	100	13.00	13.00	13.00	12.60	0.40	-	-	-	-	9812	30/9/99	(15.71)	-	-	-	(70.29)	-
Pharma Aids	100/5	60	123.75	123.50	123.50	113.00	10.50	-	-	-	-	9806	27/12/98	(2.83)	-	-	-	114.78	1.08
Pharmaco	100/5	8,420	63.75	62.50	63.00	61.50	1.50	-	-	-	-	9906	30/3/00	(20.96)	-	-	-	104.16	0.60
Rahman Chemicals	100/10	50	42.00	42.00	42.00	41.50	0.50	-	-	-	-	9812	30/9/99	(1.98)	-	-	-	100.00	0.42
Reckitt & Colman	10/50	350	70.90	70.00	70.10	69.60	3.17	50	72.00	70.50	1.50	9901	17/5/99	5.15	13.61	3.00	4.28	28.54	2.46
Renata	100/5	-	-	-	-	450.00	-	-	-	-	-	9812	16/6/99	45.77	9.83	25.00	5.56	635.89	0.71
Square Pharma	100/20	5,540	923.00	915.00	917.00	924.00	(7.00)	140	905.75	915.50	(9.75)	9903	21/10/99	146.48	6.26	55.00	6.00	768.97	1.19
TBL	100/5	230	55.50	52.25	54.25	51.00	3.25	-	-	32.00	-	9812	30/9/99	(306.24)	-	-	-	(792.50)	-
The Ibnsina	100/10	-	-	-	-	166.50	-	-	-	168.00	-	9806	6/2/99	20.54	8.11	17.00	10.21	111.39	1.49
Wata Chemicals	100/20	40	150.00	150.00	150.00	155.00	(5.00)	-	-	180.00	-	9812	21/7/99	7.00	21.43	12.50	8.33	184.18	0.81
Paper & Printing																			
Azadi Printers	100/10	-	-	-	-	78.00	-	-	-	77.75	-	9906	28/12/99	3.62	21.55	-	-	100.69	0.77
Eagle Box	10/50	-	-	-	-	17.50	-	-	-	-	-	9906	29/11/99	(56.66)	-	-	-	(275.40)	-
MAQ Enterprises	100/50	550	36.00	35.00	35.75	35.00	0.75	-	-	30.00	-	9612	-	12.24	2.92	-	-	126.94	0.28
MAQ Paper	100/20	-	-	-	-	70