STAR 50 Index

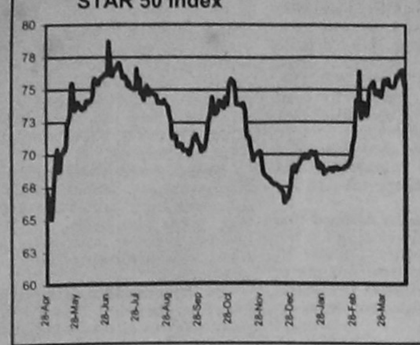

Fifty companies have been chosen for calculation of the **STAR 50 Index** based on their market capitalisation, liquidity, free float and corporate track record. The **Base Period** for the Index is **August 10, 1998**. The calculation has been done according to the widely used International Finance Corporation formula.

DSE All Share Price Index

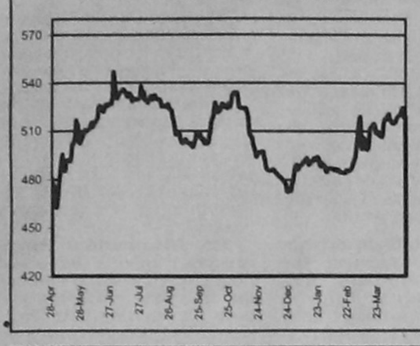

CSE All Share Price Index

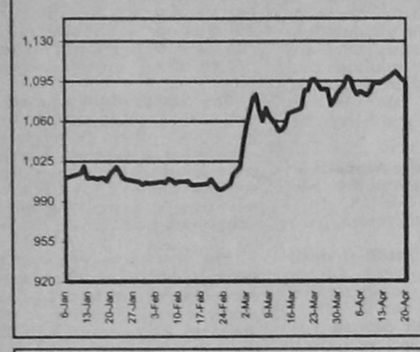

DAY'S MARKET
April 20, 2000

	DSE	CSE
All Share Price Index	519.28	1,094.39
Change in Index (pts)	0.77	(2.02)
Change in Index (%)	0.15%	-0.18%
Market Capitalisation (cr Tk)	4,871.50	4,036.93
Market Capitalisation (mil US$)	1,014.89	841.03
Turnover Volume ('000)	1,190	742
Turnover Value (cr Tk)	6.16	3.78
No. of Issues Traded	166	56
No. of Issues Gained	71	19
No. of Issues Incurred Loss	73	27
No. of Issues Unchanged	22	10
Price Earning Ratio (x)	6.59	6.52
Dividend Yield (%)	7.10	7.22

DAY'S MARKET LEADERS

TURNOVER LEADERS

DSE	Vol '000	Value Tkm	CSE	Vol '000	Value Tkm
1 Ctg. Cement	4	4.92	1 Rahima Food	431	22.40
2 Rahima Food	68	4.04	2 Ctg. Cement	2	2.67
3 GEM Knit	49	4.01	3 Imam Button	20	2.00
4 Gachihata	87	3.75	4 Gachihata	34	1.46
5 Imam Button	27	2.68	5 Excelsior Shoe	37	1.35
6 Beximco Pharma	74	2.54	6 Beximco Pharma	31	1.05
7 Confid Cement	7	2.50	7 Sinobangla	16	0.67
8 Square Pharma	2	2.26	8 Aramit Cement	5	0.62
9 Sinobangla	53	2.23	9 BD Welding	33	0.39
10 BATBC	22	2.15	10 Dynamic Tex	12	0.38

CAPITAL GAINERS

DSE	Vol '000	Change %	CSE	Vol '000	Change %
1 Dulamia Cotton	0.97	9.30	1 BD Autocars	0.05	14.05
2 TBL	0.01	9.28	2 Prime Bank	0.05	12.06
3 Monno Jute Staff	0.01	9.09	3 Excelsior Shoe	36.75	5.76
4 Modern Ind	0.05	5.53	4 BGIC	0.05	5.64
5 Rahim Tex	1.30	5.33	5 Imam Button	19.55	3.28
6 Excelsior Shoe	57.10	5.04	6 Gachihata	33.60	2.96
7 Tamijuddin Tex	0.10	4.35	7 Apex Foods	0.02	1.87
8 Mark Shoe	17.55	4.20	8 BD Luggage	4.30	1.80
9 M Hossain Gar	25.40	4.10	9 Bengal Biscuits	2.54	1.64
10 Jute Spinners	0.02	4.00	10 Confid Cement	0.66	1.50

CAPITAL LOSERS

DSE	Vol '000	Change %	CSE	Vol '000	Change %
1 Rahima Food	68.40	(18.06)	1 Ibn Sina	0.02	(11.58)
2 Renwick Jaj	19.09	(17.30)	2 Rahima Food	430.85	(10.73)
3 Eagle Box	0.05	(9.63)	3 Samata Leather	2.55	(3.52)
4 3rd ICB M Fund	0	(4.70)	4 Wonderland Toys	0.55	(3.03)
5 Islam Jute	0.01	(4.55)	5 Square Pharma	0.10	(2.69)
6 Usmania Glass	0.06	(3.51)	6 AnlimaYarn	0.05	(2.08)
7 Delta Life Ins	0.19	(3.31)	7 Ashraf Tex	8.40	(2.04)
8 IDLC	0.02	(3.10)	8 ACI	3.95	(1.52)
9 Gemini Sea Food	0.12	(3.04)	9 Beximco Pharma	30.50	(1.43)
10 1st BSRS M Fund	0.10	(2.75)	10 Shine Pukur	4.00	(1.40)

LEAGUE TABLE

Company Name	FV/ML	Market Performance – Dhaka Stock Exchange						Market Performance – Chittagong Stock Exchange				AGM		Financial Performance					
		Vol	Day's High	Day's Low	Day's Closing	Prev. Closing	Net Chg	Vol	Day's Closing	Prev. Closing	Net Chg	Year End	Date	EPS	P/E	DPS	Yield	NAV per Share	Price/ NAV
	Tk/nos	nos	Tk	Tk	Tk	Tk	Tk	nos	Tk	Tk	Tk	YM	D/M/Y	Tk	x	Tk	%	Tk	x
Banks																			
Al-Arafa	1000/1	25	1,125.00	1,125.00	1,125.00	1,113.50	11.50	-	-	1,120.00	-	9812	23/8/99	210.82	5.34	150.00	13.33	1,220.00	0.92
Al Baraka Bank	1000/1	-	-	-	-	1,045.50	-	-	-	-	-	9812	16/9/99	(226.30)	-	-	-	1,129.00	0.93
Arab Bangladesh Bank	100/5	5	87.00	87.00	87.00	88.00	(1.00)	-	-	88.00	-	9812	18/12/99	33.77	2.58	-	-	177.02	0.49
City Bank	100/5	-	-	-	-	115.00	-	-	-	115.00	-	9812	20/11/99	25.55	4.50	-	-	264.45	0.43
Dhaka Bank	100/50	2,000	160.00	150.00	152.50	151.75	0.75	-	-	157.00	-	9906	-	26.57	5.74	-	-	140.49	0.88
Eastern Bank	100/20	80	107.00	106.75	106.75	105.50	1.25	-	-	-	-	9712	12/11/98	57.14	1.87	-	-	159.58	0.67
IDLC	100/20	20	480.50	480.50	480.50	475.25	(14.75)	-	-	490.00	-	9812	10/6/99	31.75	14.50	25.00	5.43	224.02	2.06
IFIC Bank	100/5	-	-	-	-	114.00	-	-	-	97.00	-	9612	5/7/99	23.34	4.88	-	-	196.22	0.58
Islami Bank	1000/1	13	2,510.00	2,505.00	2,508.75	2,509.00	(0.25)	-	-	2,500.00	-	9812	26/8/99	303.33	8.27	210.00	8.37	4,182.10	0.60
National Bank	100/20	3,480	91.00	89.25	89.50	91.50	(2.00)	140	89.75	90.50	(0.75)	9812	4/12/99	93.19	0.96	-	-	319.37	0.28
Prime Bank	100/50	250	155.00	155.00	155.00	158.75	(3.75)	50	158.00	141.00	17.00	9906	-	38.68	4.01	-	-	154.32	1.00
Pubali Bank	100/5	-	-	-	-	122.50	-	-	-	103.00	-	9812	23/12/99	62.52	1.96	-	-	376.62	0.33
Rupali Bank	100/10	110	79.00	79.00	79.00	79.00	-	-	-	75.00	-	9812	11/3/00	(5.96)	-	-	-	143.22	0.55
Southeast Bank	100/50	600	131.00	130.00	130.25	131.00	(0.75)	-	-	-	-	9906	-	29.79	4.37	-	-	148.45	1.09
UCBL	100/5	-	-	-	-	75.00	-	-	-	65.00	-	9612	27/8/97	34.66	2.16	-	-	198.58	0.38
United Leasing	100/20	20	541.00	541.00	541.00	548.75	(7.75)	-	-	-	-	9812	20/5/99	63.07	8.58	25.00	4.62	402.91	1.34
Uttara Bank	100/5	-	-	-	-	78.50	-	-	-	-	-	9812	6/12/99	22.19	3.54	-	-	558.69	0.14
Uttara Finance	100/50	50	171.00	171.00	171.00	172.00	(1.00)	-	-	166.00	-	9812	22/6/99	15.59	10.97	15.00	8.77	106.71	1.60
Investment																			
1st BSRS MF	100/50	100	53.00	53.00	53.00	54.50	(1.50)	-	-	57.00	-	9612	-	-	-	-	-	100.00	0.53
1st ICB MF	100/5	-	-	-	-	1,100.00	-	-	-	1,050.00	-	9906	4/11/99	251.63	4.37	100.00	9.09	541.38	2.03
2nd ICB MF	100/5	-	-	-	-	375.00	-	-	-	375.00	-	9906	4/11/99	44.95	8.34	32.00	8.53	156.52	2.40
3rd ICB MF	100/5	45	350.00	340.00	345.00	362.00	(17.00)	-	-	335.00	-	9906	4/11/99	37.54	9.19	38.00	11.01	237.32	1.45
4th ICB MF	100/10	40	351.00	345.00	349.50	351.00	(1.50)	-	-	346.50	-	9906	4/11/99	42.36	8.25	35.00	10.01	178.01	1.96
5th ICB MF	100/10	120	195.00	190.00	193.25	196.00	(2.75)	-	-	190.00	-	9906	4/11/99	17.35	11.14	20.00	10.35	129.82	1.49
6th ICB MF	100/10	130	140.00	139.00	139.75	140.00	(0.25)	-	-	144.00	-	9906	4/11/99	8.45	16.54	15.00	10.73	125.55	1.11
7th ICB MF	100/50	-	-	-	-	114.00	-	-	-	112.00	-	9906	4/11/99	13.11	8.70	13.00	11.40	118.53	0.96
8th ICB MF	100/50	350	111.00	107.75	110.00	110.00	-	-	-	108.00	-	9906	4/11/99	13.21	8.33	12.00	10.91	117.81	0.93
ICB	100/5	-	-	-	-	105.00	-	-	-	175.00	-	9906	4/11/99	21.61	4.86	7.00	6.67	297.35	0.35
Engineering																			
Aftab Automobile	100/5	265	196.25	195.00	195.50	194.50	1.00	-	-	186.00	-	9908	23/12/99	27.79	7.03	16.00	8.18	249.59	0.78
Anwar Galvanizing	100/50	1,150	135.25	130.00	133.00	133.00	-	-	-	130.00	-	9906	30/3/00	17.36	7.66	10.00	7.52	114.36	1.16
Atlas Bangladesh	10/50	50	135.50	135.50	135.50	138.00	(2.50)	-	-	-	-	9906	30/12/99	19.31	7.02	11.00	8.12	85.78	1.58
Aziz Pipe	100/5	220	499.00	494.25	495.00	499.50	(4.50)	-	-	490.00	-	9812	26/8/99	45.83	10.80	30.00	6.06	562.70	0.88
BD Autocars	100/5	850	61.75	57.00	59.75	60.00	(0.25)	50	69.00	60.50	8.50	9706	30/12/97	11.69	5.11	-	-	130.72	0.46
BD Lamps	100/5	285	520.00	505.00	515.75	513.25	2.50	-	-	522.00	-	9812	16/9/99	24.62	20.95	20.00	3.88	248.51	2.08
BEMCO	100/10	50	48.00	44.75	46.75	48.00	(1.25)	-	-	-	-	9712	30/12/98	(30.96)	-	-	-	76.67	0.61
Bengal Steel	10/50	-	-	-	-	1,113.70	-	-	-	-	-	9812	25/9/99	(1.23)	-	-	-	(81.47)	-
Eastern Cables	100/5	750	99.50	98.50	99.00	99.75	(0.75)	-	-	99.50	-	9806	24/6/99	7.57	13.08	12.00	12.12	168.73	0.59
Karim Pipe	100/5	150	66.00	65.00	65.50	63.25	2.25	-	-	-	-	9812	23/12/99	(103.96)	-	-	-	106.73	0.61
Kay & Que	100/50	100	105.00	105.00	105.00	105.00	-	-	-	107.00	-	9812	30/9/99	(10.94)	-	-	-	110.70	0.95
Metalex Corp.	100/5	-	-	-	-	95.00	-	-	-	-	-	9506	24/4/96	(562.54)	-	-	-	(3,101.00)	-
Monno Jute Staffer	100/5	5	240.00	240.00	240.00	220.00	20.00	-	-	-	-	9812	29/11/99	18.26	13.14	20.00	8.33	225.57	1.06
Monno Jutex	100/5	-	-	-	-	695.00	-	-	-	-	-	9906	28/11/99	78.24	8.88	50.00	7.19	745.08	0.93
National Tubes	100/10	100	549.00	536.00	539.00	553.00	(14.00)	-	-	-	-	9806	21/4/99	108.33	4.98	30.00	5.57	(11.28)	-
Olympic Industries	100/5	710	103.25	102.75	102.75	103.00	(0.25)	-	-	104.00	-	9703	22/12/97	19.22	5.35	20.00	19.46	184.61	0.56
Quasem Drycell	10/50	8,100	13.10	13.00	13.00	13.00	-	6,000	13.00	13.00	-	9906	23/12/99	1.11	11.71	1.00	7.69	28.42	0.46
Rangpur Foundry	10/500	73,000	14.20	14.10	14.10	14.20	(0.10)	25,500	14.10	14.20	(0.10)	9809	-	1.32	10.68	-	-	12.88	1.09
Renwick Jajneo.	100/5	19,085	87.00	65.50	65.75	79.50	(13.75)	-	-	-	-	9906	28/12/99	(56.25)	-	-	-	100.75	0.65
Singer Bangladesh	100/5	635	1,219.00	1,184.50	1,203.00	1,174.75	28.25	-	-	-	-	9902	19/5/99	91.99	13.08	100.00	8.31	156.05	7.71
Thai Aluminum	100/10	10	290.00	290.00	290.00	295.00	(5.00)	-	-	285.00	-	9812	16/9/99	22.39	12.95	20.00	6.90	147.48	1.97
Wonderland Toys	100/50	5,850	46.50	47.75	48.00	47.25	0.75	550	48.00	49.50	(1.50)	9906	30/12/99	(12.87)	-	-	-	74.90	0.64
Food & Allied																			
AB Biscuit	100/5	-	-	-	-	165.00	-	-	-	-	-	9506	30/12/95	(26.78)	-	-	-	238.76	0.69
Alpha Tobacco	10/50	-	-	-	-	57.50	-	-	-	30.00	-	9909	29/3/00	5.00	11.50	4.25	7.39	78.71	0.73
Amam Sea Food	100/5	40	297.00	290.00	294.25	287.25	7.00	-	-	-	-	9906	30/11/99	(44.72)	-	-	-	(26.71)	-
AMCL (Pran)	100/10	2,970	323.00	307.50	320.50	314.25	6.25	-	-	331.75	-	9906	9/12/99	41.33	7.75	20.00	6.24	237.58	1.35
Apex Food	100/5	1,735	354.50	334.50	351.00	340.00	11.00	20	354.00	347.50	6.50	9906	29/11/99	(50.16)	-	-	-	626.66	0.56
Bangas	100/5	-	-	-	-	167.00	-	-	-	-	-	9906	3/12/99	20.19	8.27	15.00	8.98	151.49	1.10
BD Plantation	100/5	-	-	-	-	458.00	-	-	-	-	-	9906	3/12/99	(256.12)	-	-	-	302.11	1.51
Bengal Biscuit	100/20	9,580	63.25	61.50	61.50	61.00	0.50	2,540	62.00	61.00	1.00	9806	28/6/99	4.97	12.37	-	-	239.29	0.26
Beximco Fisheries	100/20	600	70.50	69.00	69.50	70.00	(0.50)	-	-	69.25	-	9812	7/12/99	8.17	8.51	5.00	7.19	136.00	0.51
Bionic Seafood	10/500	12,500	11.70	11.50	11.50	11.70	(0.20)	-	-	-	-	9903	-	1.67	6.89	-	-	13.22	0.87
BLTC	100/5	-	-	-	-	1,000.00	-	-	-	-	-	9812	29/8/99	44.40	22.52	30.00	3.00	1,498.90	0.67
BATBC	10/50	21,750	99.00	89.90	98.80	96.00	2.80	-	-	97.00	-	9812	17/5/99	12.59	7.85	9.00	9.11	39.22	2.52
Chittagong Vegetable	100/10	50	83.50	83.50	83.50	83.50	-	-	-	84.25	-	9906	30/12/99	(1.08)	-	8.00	9.58	225.49	0.37
Dhaka Fisheries	100/50	3,900	112.50	109.25	110.50	109.50	1.00	-	-	107.00	-	9906	23/12/99	3.78	29.23	5.00	4.52	115.78	0.95
Dhaka Vegetable	100/5	620	39.75	38.25	38.25	38.50	(0.25)	-	-	-	-	9506	10/9/97	(5.33)	-	-	-	108.80	0.35
EL Camelia	100/5	-	-	-	-	720.00	-	-	-	-	-	9812	18/9/99	118.32	6.09	-	-	(61.68)	-
Gachihata	100/50	87,200	45.50	42.50	43.00	42.50	0.50	33,600	43.50	42.25	1.25	9906	22/12/99	(14.85)	-	-	-	117.55	0.37
Gemini Sea Food	100/5	115	123.00	114.00	119.50	123.25	(3.75)	-	-	-	-	9909	26/12/99	(41.17)	-	-	-	108.50	1.10
Gulf Foods	100/50	1,250	115.50	114.75	115.25	115.00	0.25	-	-	120.00	-	9906	28/12/99	14.58	7.90	10.00	8.68	104.17	1.11
Hili Plantation	100/5	-	-	-	-	700.00	-	-	-	-	-	9906	3/12/99	(70.29)	-	-	-	360.43	1.94
Meghna Shrimp	100/20	3,560	82.00	81.75	81.75	81.75	-	80	82.00	82.00	-	9812	26/12/99	10.54	7.76	12.00	14.68	113.23	0.72
Meghna Vegetable Oil	100/50	7,600	96.75	92.00	95.00	93.00	2.00	100	97.50	98.25	(0.75)	9806	30/12/98	16.04	5.92	15.00	15.79	175.58	0.54
Modern Industries	100/5	50	62.00	62.00	62.00	58.75	3.25	-	-	-	-	9812	15/5/99	(15.43)	-	-	-	35.43	1.39
Mona Food	100/50	6,450	72.75	71.25	71.50	72.25	(0.75)	2,750	71.25	71.75	(0.50)	9906	30/12/99	0.87	82.18	-	-	110.11	0.65
NTC	100/5	35	740.00	680.00	702.75	720.00	(17.25)	-	-	605.00	-	9812	21/4/99	68.57	10.25	32.00	4.55	454.08	1.55
Rabeya Flour	10/50	-	-	-	-	8.10	-	-	-	-	-	9812	16/9/99	1.28	6.33	-	-	9.21	0.88
Rahima Food Corp.	100/50	68,400	68.00	57.75	59.00	72.00	(13.00)	430,850	52.00	58.25	(6.25)	9906	30/12/99	(10.24)	-	-	-	109.11	0.54
Raspit Food	10/500	38,500	15.10	15.00	15.00	15.00	-	-	-	16.60	-	9812	30/10/97	1.18	12.71	-	-	360.43	1.48
Rupon Oil	10/100	-	-	-	-	16.00	-	-	-	14.00	-	9706	12/8/98	0.11	145.45	-	-	32.14	0.50
Shyampur Sugar Mills	10/100	15,400	5.80	5.70	5.70	5.80	(0.10)	-	-	-	-	9806	24/6/99	(75.75)	-	-	-	10.00	0.57
Tripti Industries	100/5	905	60.50	59.75	60.00	59.50	0.50	50	59.75	60.00	(0.25)	9608	-	4.74	12.66	10.00	16.67	110.00	0.55
Tulip Dairy	100/10	1,320	119.50	118.00	118.50	119.00	(0.50)	-	-	-	-	9806	3/4/00	(8.80)	-	-	-	100.00	1.19
Yousuf Flour	10/50	-	-	-	-	13.00	-	-	-	-	-	9906	29/12/99	0.01	1,300.00	-	-	(2.27)	-
Zeal Bangla	10/50	-	-	-	-	6.70	-	-	-	-	-	9806	10/10/99	(2.72)	-	-	-	10.85	0.62
Fuel & Power																			
BD Welding	10/500	122,000	12.10	11.80	11.80	12.00	(0.20)	33,000	11.90	11.90	-	9812	-	0.31	38.06	-	-	13.70	0.86
BOC	10/50	8,250	101.20	98.00	100.20	98.90	1.30	350	100.00	99.00	1.00	9909	5/2/00	9.60	10.44	4.00	3.99	53.68	1.87
Eastern Lubricant	10/50	-	-	-	-	138.50	-	-	-	-	-	9806	18/3/99	5.64	24.56	3.50	2.53	42.42	3.26
National Oxyg.	100/10	330	38.00	35.00	35.00	35.00	-	-	-	73.00	-	9606	30/6/97	(110.86)	-	-	-	(337.60)	-
Padma Oil	10/50	-	-	-	-	135.00	-	-	-	130.00	-	9906	23/3/00	19.57	6.90	5.00	3.70	95.14	1.42
Jute																			
Ahad Jute	100/10	-	-	-	-	100.00	-	-	-	-	-	9906	26/12/99	2.71	36.90	-	-	103.64	0.96
Islam Jute	100/5	10	105.00	105.00	105.00	110.00	(5.00)	-	-	-	-	9906	29/12/19	(329.62)	-	-	-	802.09	0.13
Jute Spinners	100/5	15	130.00	130.00	130.00	125.00	5.00	-	-	-	-	9906	30/3/00	6.11	21.28	-	-	553.43	0.23
Mutual Jute	100/5	-	-	-	-	143.00	-	-	-	-	-	9906	26/12/99	(35.18)	-	-	-	3,586.10	0.04
Northern Jute	10/200	1,800	28.60	28.50	28.50	28.80	(0.30)	-	-	-	-	9906	7/12/99	(3.50)	-	-	-	6.95	4.10
Salim Carpet	10/200	3,600	4.00	3.90	3.90	3.90	-	-	-	-	-	9612	22/12/97	(12.81)	-	-	-	(104.30)	-
Sonali Arsh	100/5	-	-	-	-	195.00	-	-	-	-	-	9906	23/12/99	93.23	2.09	-	-	257.25	0.76
Textile																			
Al-Haj Textile	10/50	-	-	-	-	10.00	-	-	-	-	-	9906	29/12/99	(0.13)	-	-	-	86.07	0.12
Alltex Industries	100/50	3,100	50.50	50.00	50.00	50.00	-	1,050	49.50	50.00	(0.50)	9906	23/12/99	12.27	4.07	-	-	135.08	0.37
Anlima Yarn Dyeing	100/50	100	93.50	93.50	93.50	94.25	(0.75)	50	94.00	96.00	(2.00)	9906	9/12/99	17.96	5.21	12.00	12.83	111.19	0.84
Apex Spinning	100/20	40	97.50	97.50	97.50	100.00	(2.50)	-	-	96.00	-	9903	29/11/99	25.78	3.78	10.00	10.26	168.35	0.58

LEAGUE TABLE

Company Name	FV/ML	Market Performance – Dhaka Stock Exchange						Market Performance – Chittagong Stock Exchange				AGM		Financial Performance					
		Vol	Day's High	Day's Low	Day's Closing	Prev. Closing	Net Chg	Vol	Day's Closing	Prev. Closing	Net Chg	Year End	Date	EPS	P/E	DPS	Yield	NAV per Share	Price/ NAV
	Tk/nos	nos	Tk	Tk	Tk	Tk	Tk	nos	Tk	Tk	Tk	YM	D/M/Y	Tk	x	Tk	%	Tk	x
Pharma & Chemical																			
ACI	10/50	9,550	32.50	32.10	32.30	32.60	(0.30)	3,950	32.30	32.80	(0.50)	9812	20/5/99	3.26	9.91	2.50	7.74	30.87	1.05
Ambee Pharma	10/50	150	33.00	33.00	33.00	32.60	0.40	-	-	31.00	-	9812	9/9/99	1.04	31.73	1.00	3.03	11.51	2.87
Bangla Process	100/5	-	-	-	-	88.75	-	-	-	-	-	9906	30/12/99	8.07	11.00	-	-	101.57	0.87
BCIL	100/10	130	78.50	78.25	78.25	79.50	(1.25)	100	76.50	75.50	1.00	9806	17/12/98	12.85	6.09	10.00	12.78	146.68	0.53
Beximco Infusions	100/10	140	257.00	246.50	254.25	256.50	(2.25)	-	-	280.00	-	9812	4/12/99	47.67	5.33	10.00	3.93	197.71	1.29
Beximco Pharma	10/50	73,950	34.70	34.30	34.40	34.70	(0.30)	30,500	34.40	34.90	(0.50)	9812	9/12/99	8.46	4.07	1.50	4.36	69.83	0.49
Beximco Synthetics	100/20	3,880	126.25	125.50	126.00	125.50	0.50	40	126.75	126.75	-	9812	7/12/99	38.17	3.30	10.00	7.94	155.78	0.81
Glaxo Bangladesh	10/50	-	-	-	-	103.00	-	-	-	-	-	9812	20/5/99	6.56	15.70	3.00	2.91	45.60	2.26
Imam Button	100/50	26,500	102.50	98.50	101.00	99.25	1.75	19,550	102.25	99.00	3.25	9906	30/12/99	7.51	13.45	8.00	7.92	100.83	1.00
JH Chemical	100/50	800	76.00	74.75	75.25	75.00	0.25	200	74.00	74.25	(0.25)	9712	-	-	-	-	-	100.00	0.75
Kohinoor Chemicals	100/5	-	-	-	-	66.00	-	-	-	72.00	-	9406	27/2/95	(7.77)	-	-	-	(270.20)	-
Libra Pharma	100/20	-	-	-	-	272.75	-	-	-	250.50	-	9906	9/12/99	32.86	8.30	15.00	5.50	397.23	0.69
National Polymer	100/10	110	162.75	159.00	160.00	161.00	(1.00)	-	-	167.25	-	9706	29/9/97	38.82	4.12	20.00	12.50	169.44	0.94
Orion Infusion	100/20	-	-	-	-	40.75	-	-	-	34.43	-	9606	3/2/97	8.09	5.04	17.00	41.72	102.38	0.40
Perfume Chemical	100/50	1,250	48.50	47.50	47.50	48.00	(0.50)	50	47.50	47.50	-	9806	30/4/98	1.62	29.32	-	-	108.11	0.44
Petro Synthetic	10/50	-	-	-	-	12.60	-	-	-	-	-	9812	30/9/99	(15.71)	-	-	-	(70.29)	-
Pharma Aids	100/5	65	114.00	103.75	108.50	108.75	(0.25)	-	-	-	-	9806	27/12/98	(2.83)	-	-	-	114.78	0.95
Pharmaco	100/5	1,060	62.75	61.75	61.75	62.25	(0.50)	-	-	-	-	9906	30/3/00	(20.96)	-	-	-	104.18	0.59
Rahman Chemicals	100/10	4,360	43.00	41.50	41.75	41.25	0.50	-	-	-	-	9812	30/9/99	(1.98)	-	-	-	100.00	0.42
Reckitt & Colman	10/50	-	-	-	-	72.10	-	100	72.10	72.80	(0.70)	9901	17/5/99	5.15	14.00	3.00	4.16	28.54	2.53
Renata	100/5	-	-	-	-	450.25	-	-	-	-	-	9812	16/6/99	45.77	9.84	25.00	5.55	635.89	0.71
Square Pharma	100/20	2,440	937.00	905.00	926.50	912.50	14.00	100	932.00	957.75	(25.75)	9903	21/10/99	146.48	6.33	55.00	5.94	768.97	1.20
TBL	100/5	10	53.00	53.00	53.00	48.50	4.50	-	-	32.00	-	9812	30/9/99	(306.24)	-	-	-	(792.50)	-
The Ibnsina	100/10	50	170.00	170.00	170.00	169.75	0.25	20	168.00	190.00	(22.00)	9806	6/2/99	20.54	8.28	17.00	10.00	111.39	1.53
Wata Chemicals	100/20	20	153.00	153.00	153.00	153.75	(0.75)	-	-	180.00	-	9812	21/7/99	7.00	21.86	12.50	8.17	184.18	0.83
Paper & Printing																			
Azadi Printers	100/10	-	-	-	-	78.00	-	-	-	77.75	-	9906	28/12/99	3.62	21.55	-	-	100.69	0.77
Eagle Box