The Daily Star BUSINESS

DHAKA THURSDAY, APRIL 20, 2000

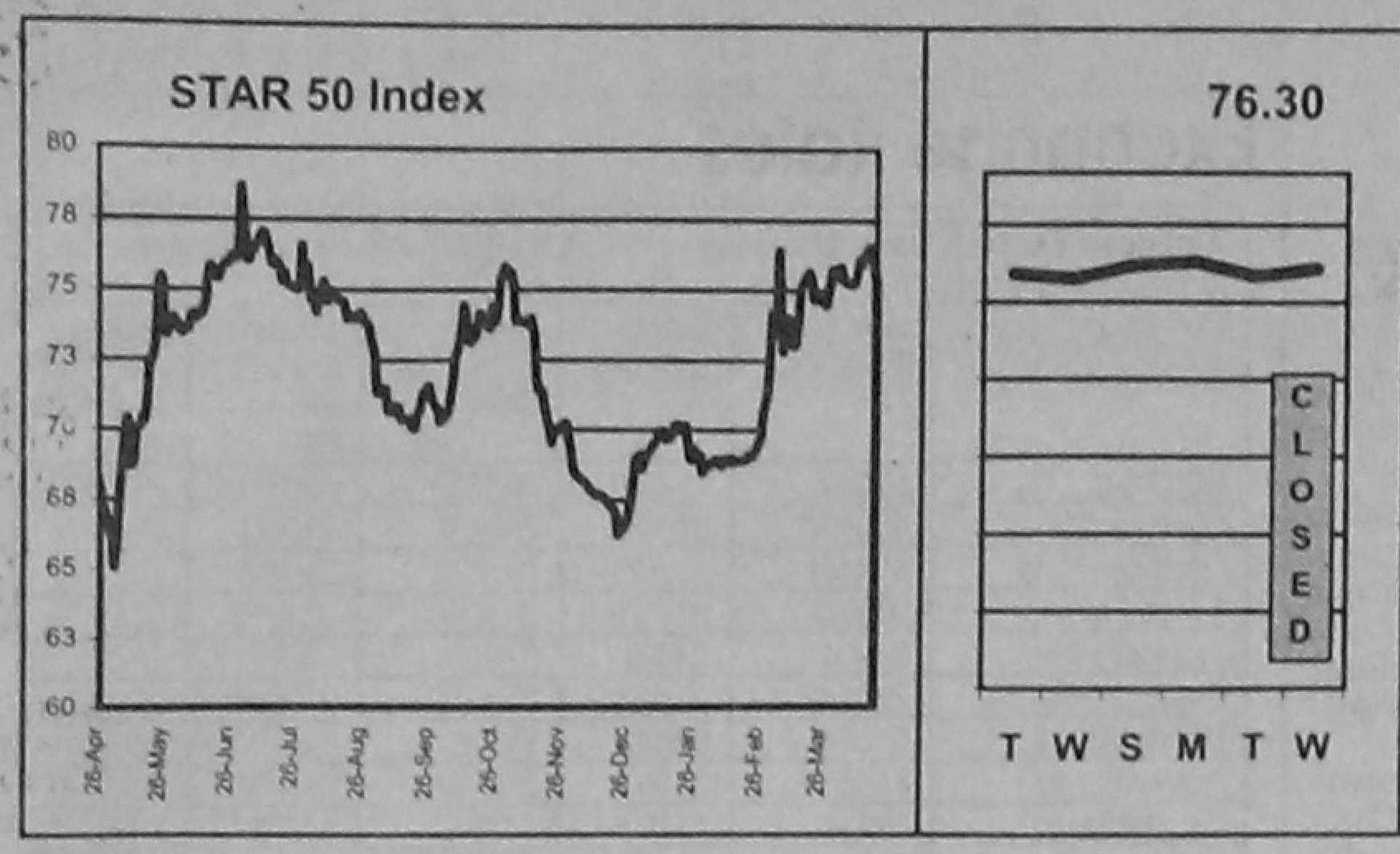

Fifty companies have been chosen for calculation of the **STAR 50 Index** based on their market capitalisation, liquidity, free float and corporate track record. The **Base Period** for the Index is **August 10, 1998**. The calculation has been done according to the widely used International Finance Corporation formula.

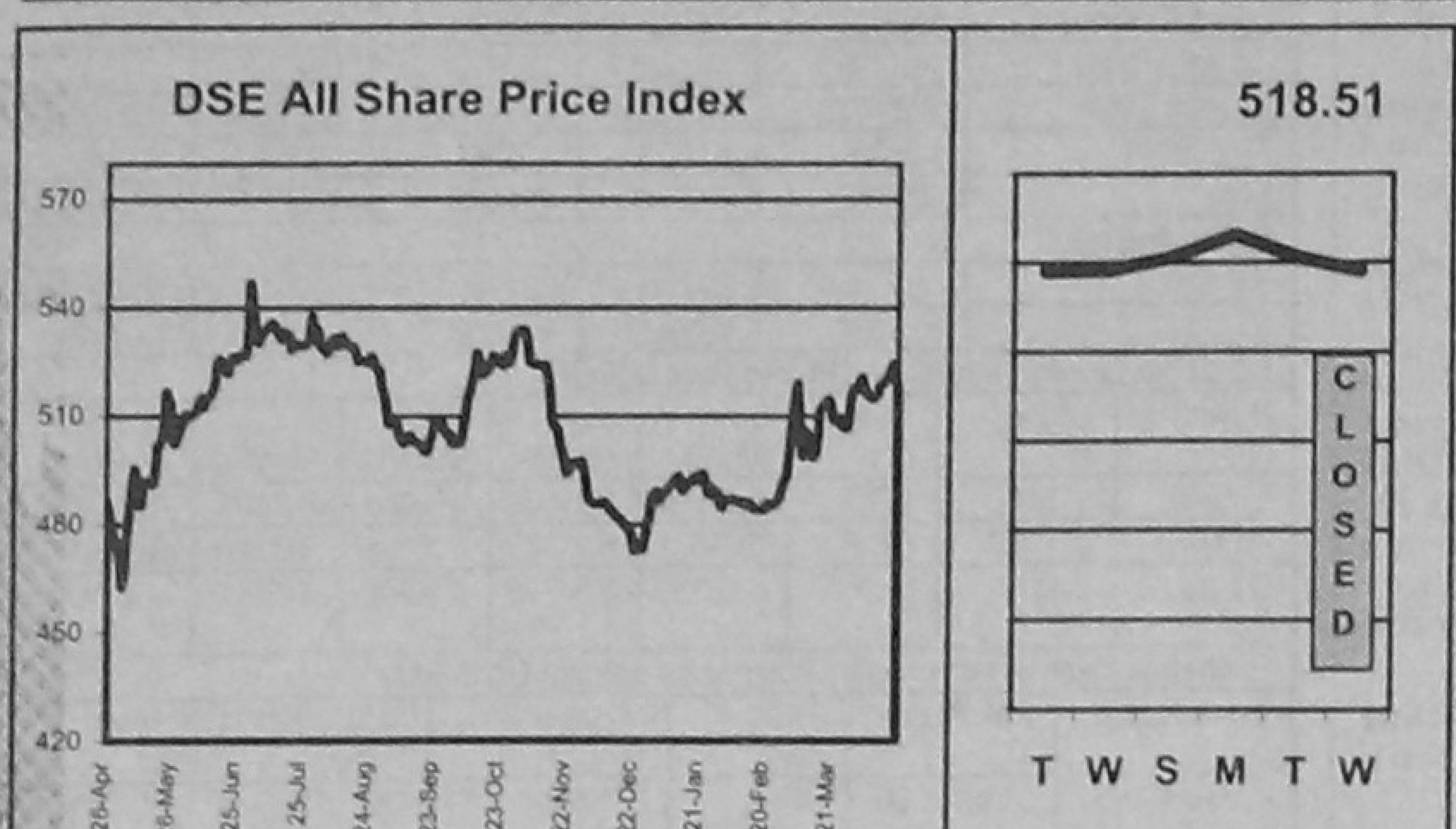

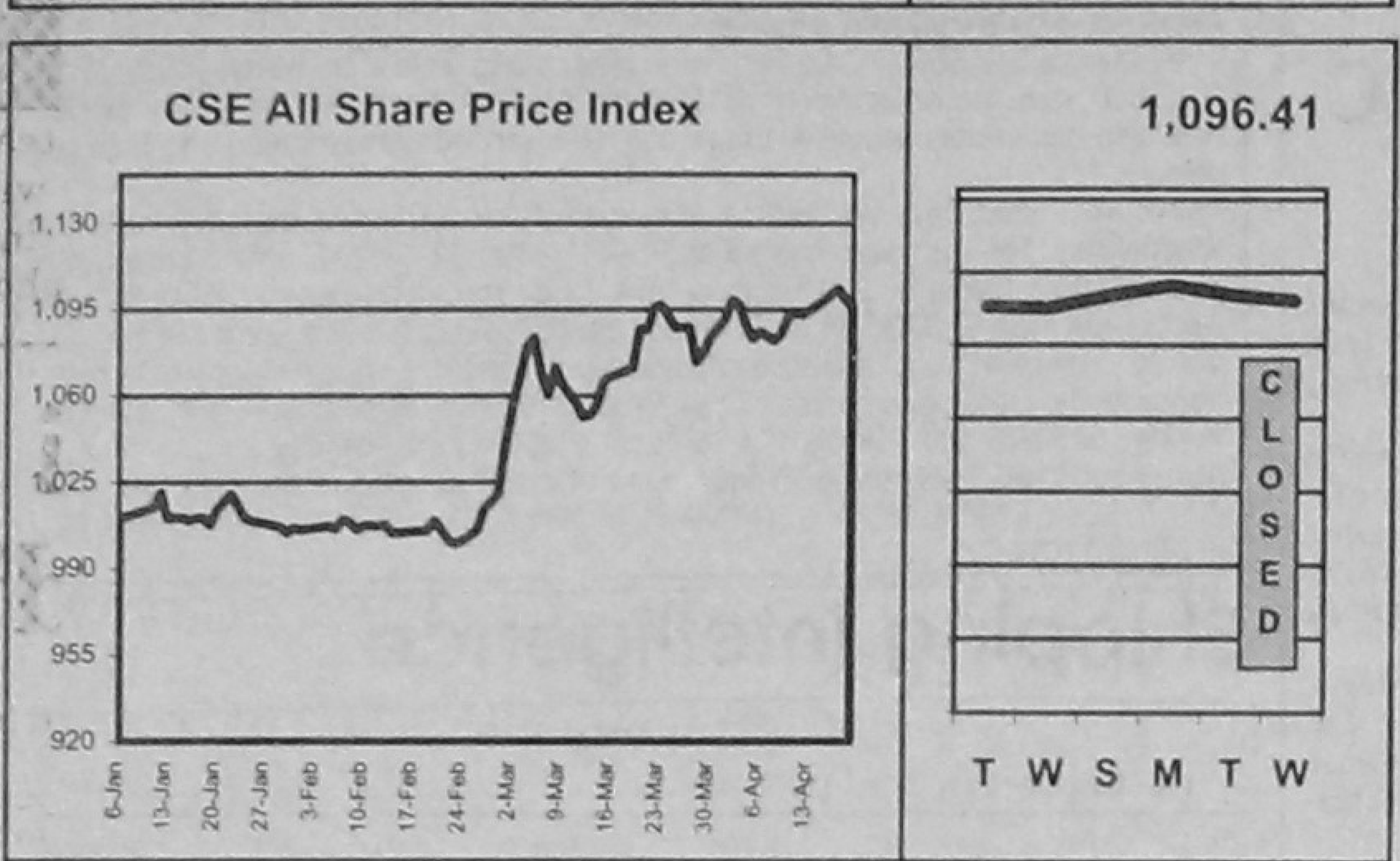

DAY'S MARKET
April 19, 2000

	DSE	CSE
All Share Price Index	518.51	1,096.41
Change in Index (pts)	(2.34)	(2.69)
Change in Index (%)	-0.45%	-0.24%
Market Capitalisation (cr Tk)	4,864.26	4,043.76
Market Capitalisation (mil US$)	1,013.39	842.45
Turnover Volume ('000)	1,920	803
Turnover Value (cr Tk)	8.89	3.92
No. of Issues Traded	167	59
No. of Issues Gained	74	17
No. of Issues Incurred Loss	70	31
No. of Issues Unchanged	23	11
Price Earning Ratio (x)	6.57	6.53
Dividend Yield (%)	7.13	7.19

DAY'S MARKET LEADERS

TURNOVER LEADERS

DSE	Vol `000	Value Tkm	CSE	Vol `000	Value Tkm
1 Rahima Food	337	24.26	1 Rahima Food	392	22.85
2 GEM Knit	133	10.83	2 Ctg. Cement	3	3.67
3 Gachihata	141	6.00	3 Gachihata	55	2.31
4 EBL	40	4.22	4 Sinobangla	46	1.95
5 BD Welding	285	3.42	5 BD Welding	134	1.59
6 Ctg. Cement	3	3.17	6 GEM Knit	11	0.92
7 Miracle Ind	189	2.25	7 Apex Weaving	15	0.63
8 BATBC	22	2.12	8 Samata Leather	5	0.56
9 Beximco Pharma	59	2.05	9 Ranfoundry	35	0.50
10 Sinobangla	42	1.79	10 Aramit Cement	3	0.34

CAPITAL GAINERS

DSE	Vol `000	Change %	CSE	Vol `000	Change %
1 Rahima Food	337.00	11.20	1 Gachihata	54.70	10.46
2 Gachihata	141.10	11.11	2 Wonderland Toys	0.25	7.61
3 MAQ Enter	6.70	10.45	3 Samata Leather	4.65	3.43
4 Renwick Jaj	9.23	9.28	4 Excelsior Shoe	3.85	2.96
5 Rahim Tex	0.50	8.93	5 Mark Shoe	0.30	2.50
6 BEMCO	0.32	7.87	6 Olympic	0.15	1.96
7 Sreepur Tex	0.30	7.43	7 BD Thai Alum	0.01	1.79
8 National Oxygen	1.82	6.87	8 GEM Knit	11.20	1.55
9 Sonargaon Tex	0.05	6.46	9 Delta Millers	0.14	1.06
10 National Life Ins	0.05	6.13	10 BOC (BD)	0.05	0.92

CAPITAL LOSERS

DSE	Vol `000	Change %	CSE	Vol `000	Change %
1 Eagle Box	0.10	(11.37)	1 Usmania Glass	0.09	(8.12)
2 CMC Kamal	0.15	(9.38)	2 Rahima Food	392.20	(7.54)
3 TBL	0.01	(8.06)	3 Dhaka Fish	0.05	(7.36)
4 Dhaka Bank	6	(6.47)	4 BD Welding	133.50	(4.03)
5 Pharma Aids	0.07	(6.05)	5 Confid Cement	0.54	(3.35)
6 7th ICB M Fund	0.35	(5.00)	6 BEXIMCO	0.50	(3.01)
7 Amam Sea Food	0.11	(4.57)	7 Apex Foods	0.09	(2.11)
8 5th ICB M Fund	0.12	(4.39)	8 Ranfoundry	35.00	(2.07)
9 1st BSRS M Fund	1.55	(4.39)	9 Tripti Industry	0.30	(1.64)
10 AMCL (Pran)	1.24	(4.05)	10 Aramit Cement	2.65	(1.53)

LEAGUE TABLE

Company Name	FV/ML Tk/nos	DSE Vol nos	DSE Day's High Tk	DSE Day's Low Tk	DSE Day's Closing Tk	DSE Prev. Closing Tk	DSE Net Chg Tk	CSE Vol nos	CSE Day's Closing Tk	CSE Prev. Closing Tk	CSE Net Chg Tk	AGM Year End YM	AGM Date D/M/Y	EPS Tk	P/E x	DPS Tk	Yield %	NAV per Share Tk	Price/NAV x
Banks																			
Al-Arafa	1000/1	45	1,120.00	1,112.00	1,113.50	1,128.75	(15.25)	-	-	1,120.00	-	9812	23/8/99	210.82	5.28	150.00	13.47	1,220.00	0.91
Al Baraka Bank	1000/1	-	-	-	-	1,045.50	-	-	-	-	-	9812	16/9/99	(226.30)	-	-	-	1,129.00	0.93
Arab Bangladesh Bank	100/5	70	88.50	88.00	88.00	88.00	-	-	-	88.00	-	9812	18/12/99	33.77	2.61	-	-	177.02	0.50
City Bank	100/5	-	-	-	-	115.00	-	-	-	115.00	-	9812	20/11/99	25.55	4.50	-	-	264.45	0.43
Dhaka Bank	100/50	5,900	160.50	142.00	151.75	162.25	(10.50)	-	-	157.00	-	9906	-	26.57	5.71	-	-	140.49	0.88
Eastern Bank	100/20	40,000	106.00	105.00	105.50	105.50	-	-	-	-	-	9712	12/11/98	57.14	1.85	-	-	159.58	0.66
IDLC	100/20	420	478.00	472.00	475.25	473.50	1.75	-	-	490.00	-	9812	10/6/99	31.75	14.97	25.00	5.26	224.02	2.12
IFIC Bank	100/5	20	114.25	114.00	114.00	114.00	-	-	-	97.00	-	9612	5/7/99	23.34	4.88	-	-	196.22	0.58
Islami Bank	1000/1	15	2,509.50	2,509.00	2,509.00	2,508.00	1.00	-	-	2,500.00	-	9812	26/8/99	303.33	8.27	210.00	8.37	4,182.10	0.60
National Bank	100/20	6,100	92.75	91.25	91.50	91.50	-	680	90.50	91.25	(0.75)	9812	4/12/99	93.19	0.98	-	-	319.37	0.29
Prime Bank	100/50	700	160.00	157.00	158.75	159.75	(1.00)	-	-	141.00	-	9906	-	38.68	4.10	-	-	154.32	1.03
Pubali Bank	100/5	-	-	-	-	122.50	-	-	-	103.00	-	9812	23/12/99	62.52	1.96	-	-	376.62	0.33
Rupali Bank	100/10	170	80.00	78.00	79.00	75.00	4.00	-	-	75.00	-	9812	11/3/00	(5.96)	-	-	-	143.22	0.55
Southeast Bank	100/50	2,300	140.00	130.00	131.00	131.00	-	-	-	-	-	9906	-	29.79	4.40	-	-	148.45	1.08
UCBL	100/5	40	75.00	75.00	75.00	75.00	-	-	-	65.00	-	9612	27/8/97	34.66	2.16	-	-	198.58	0.38
United Leasing	100/20	-	-	-	-	548.75	-	-	-	-	-	9812	20/5/99	63.07	8.70	25.00	4.56	402.91	1.36
Uttara Bank	100/5	-	-	-	-	78.50	-	-	-	-	-	9812	6/12/99	22.19	3.54	-	-	558.69	0.14
Uttara Finance	100/50	-	-	-	-	172.00	-	-	-	166.00	-	9812	22/6/99	15.59	11.03	15.00	8.72	106.71	1.61
Investment																			
1st BSRS MF	100/50	1,550	55.00	54.00	54.50	57.00	(2.50)	-	-	57.00	-	9612	-	-	-	-	-	100.00	0.55
1st ICB MF	100/5	-	-	-	-	1,100.00	-	-	-	1,050.00	-	9906	4/11/99	251.63	4.37	100.00	9.09	541.38	2.03
2nd ICB MF	100/5	-	-	-	-	375.00	-	-	-	375.00	-	9906	4/11/99	44.95	8.34	32.00	8.53	156.52	2.40
3rd ICB MF	100/5	-	-	-	-	362.00	-	-	-	335.00	-	9906	4/11/99	37.54	9.64	38.00	10.50	237.32	1.53
4th ICB MF	100/10	-	-	-	-	351.00	-	-	-	346.50	-	9906	4/11/99	42.36	8.29	35.00	9.97	178.01	1.97
5th ICB MF	100/10	120	197.25	195.00	196.00	205.00	(9.00)	-	-	190.00	-	9906	4/11/99	17.35	11.30	20.00	10.20	129.82	1.51
6th ICB MF	100/10	160	141.00	139.50	140.00	141.50	(1.50)	-	-	144.00	-	9906	4/11/99	8.45	16.57	15.00	10.71	125.55	1.12
7th ICB MF	100/50	350	115.00	112.50	114.00	120.00	(6.00)	-	-	112.00	-	9906	4/11/99	13.11	8.70	13.00	11.40	118.53	0.96
8th ICB MF	100/50	550	111.00	110.00	110.00	110.00	-	-	-	108.00	-	9906	4/11/99	13.21	8.33	12.00	10.91	117.81	0.93
ICB	100/5	-	-	-	-	105.00	-	-	-	175.00	-	9906	4/11/99	21.61	4.86	7.00	6.67	297.35	0.35
Engineering																			
Aftab Automobile	100/5	235	194.75	193.00	194.50	194.00	0.50	-	-	186.00	-	9908	23/12/99	27.79	7.00	16.00	8.23	249.59	0.78
Anwar Galvanizing	100/50	200	133.00	133.00	133.00	132.50	0.50	-	-	130.00	-	9906	30/3/00	17.36	7.66	10.00	7.52	114.36	1.16
Atlas Bangladesh	10/50	50	138.00	138.00	138.00	138.00	-	-	-	-	-	9906	30/12/99	19.31	7.15	11.00	7.97	85.78	1.61
Aziz Pipe	100/5	85	504.00	497.00	499.50	500.50	(1.00)	-	-	490.00	-	9812	26/8/99	45.83	10.90	30.00	6.01	562.70	0.89
BD Autocars	100/5	395	60.25	59.75	60.00	60.00	-	-	-	60.50	-	9706	30/12/97	11.69	5.13	-	-	130.72	0.46
BD Lamps	100/5	165	518.00	511.00	513.25	519.75	(6.50)	15	522.00	525.00	(3.00)	9812	16/9/99	24.62	20.85	20.00	3.90	248.51	2.07
BEMCO	100/10	320	49.50	45.00	48.00	44.50	3.50	-	-	-	-	9712	30/12/98	(30.96)	-	-	-	76.67	0.63
Bengal Steel	10/50	-	-	-	-	1,113.70	-	-	-	-	-	9812	25/9/99	(1.23)	-	-	-	(81.47)	-
Eastern Cables	100/5	2,740	101.00	99.00	99.75	98.50	1.25	50	99.50	100.00	(0.50)	9806	24/6/99	7.57	13.18	12.00	12.03	168.73	0.59
Karim Pipe	100/5	-	-	-	-	63.25	-	-	-	-	-	9812	23/12/99	(103.96)	-	-	-	106.73	0.59
Kay & Que	100/50	100	105.00	105.00	105.00	104.75	0.25	-	-	107.00	-	9812	30/9/99	(10.94)	-	-	-	110.70	0.95
Metalex Corp.	100/5	-	-	-	-	95.00	-	-	-	-	-	9506	24/4/96	(562.54)	-	-	-	(3,101.00)	-
Monno Jute Stafller	100/5	-	-	-	-	220.00	-	-	-	-	-	9812	29/11/99	18.26	12.05	20.00	9.09	225.57	0.98
Monno Jutex	100/5	40	700.00	690.00	695.00	694.00	1.00	-	-	-	-	9906	28/11/99	78.24	8.88	50.00	7.19	745.08	0.93
National Tubes	100/10	220	559.00	550.00	553.00	555.25	(2.25)	-	-	-	-	9806	21/4/99	108.33	5.10	30.00	5.42	(11.28)	-
Olympic Industries	100/5	2,220	104.00	102.25	103.00	102.25	0.75	150	104.00	102.00	2.00	9703	22/12/97	19.22	5.36	20.00	19.42	184.61	0.56
Quasem Drycell	10/50	15,300	13.10	13.00	13.00	13.00	-	22,650	13.00	13.20	(0.20)	9906	23/12/99	1.11	11.71	1.00	7.69	28.42	0.46
Rangpur Foundry	10/500	114,500	14.70	14.10	14.20	14.50	(0.30)	35,000	14.20	14.50	(0.30)	9809	-	1.32	10.76	-	-	12.88	1.10
Renwick Jajnes	100/5	9,230	87.25	72.00	79.50	72.75	6.75	-	-	-	-	9906	28/12/99	(56.25)	-	-	-	100.75	0.79
Singer Bangladesh	100/5	130	1,180.00	1,171.00	1,174.75	1,182.75	(8.00)	-	-	-	-	9902	19/5/99	91.99	12.77	100.00	8.51	156.05	7.53
Thai Aluminium	100/10	20	295.00	295.00	295.00	292.75	2.25	10	285.00	280.00	5.00	9812	[illegible]	22.39	13.18	20.00	6.78	147.48	2.00
Wonderland Toys	100/50	2,150	47.75	46.50	47.25	46.25	1.00	250	49.50	46.00	[illegible]	[illegible]	30/12/99	[illegible]				74.90	0.63
Food & Allied																			
AB Biscuit	100/5	-	-	-	-	165.00	-	-	-	-	-	9506	30/12/95	(26.78)	-	-	-	238.76	0.69
Alpha Tobacco	10/50	100	57.50	57.50	57.50	58.10	(0.60)	-	-	30.00	-	9909	29/3/00	5.00	11.50	4.25	7.39	78.71	0.73
Amam Sea Food	100/5	110	295.00	285.00	287.25	301.00	(13.75)	-	-	-	-	9906	30/11/99	(44.72)	-	-	-	(26.71)	-
AMCL (Pran)	100/10	1,240	325.00	313.00	314.25	327.50	(13.25)	-	-	331.75	-	9906	9/12/99	41.33	7.60	20.00	6.36	237.58	1.32
Apex Food	100/5	780	358.00	338.00	340.00	354.25	(14.25)	85	347.50	355.00	(7.50)	9906	29/11/99	(50.16)	-	-	-	626.66	0.54
Bangas	100/5	-	-	-	-	167.00	-	-	-	-	-	9906	3/12/99	20.19	8.27	15.00	8.98	151.49	1.10
BD Plantation	100/5	-	-	-	-	456.00	-	-	-	-	-	9906	3/12/99	(256.12)	-	-	-	302.11	1.51
Bengal Biscuit	100/20	2,560	62.00	60.75	61.00	60.25	0.75	2,100	61.00	61.50	(0.50)	9806	28/6/99	4.97	12.27	-	-	239.29	0.25
Beximco Fisheries	100/20	600	70.50	70.00	70.00	70.25	(0.25)	-	-	69.25	-	9812	7/12/99	8.17	8.57	5.00	7.14	136.00	0.51
Bionic Seafood	10/500	12,000	11.80	11.60	11.70	11.70	-	-	-	-	-	9903	-	1.67	7.01	-	-	13.22	0.89
BLTC	100/5	-	-	-	-	1,000.00	-	-	-	-	-	9812	29/8/99	44.40	22.52	30.00	3.00	1,498.90	0.67
BATBC	10/50	22,050	98.50	95.90	96.00	98.00	(2.00)	-	-	97.00	-	9812	17/5/99	12.59	7.63	9.00	9.38	39.22	2.45
Chittagong Vegetable	100/10	300	84.00	83.00	83.50	84.00	(0.50)	-	-	84.25	-	9906	30/12/99	(1.08)	-	8.00	9.58	225.49	0.37
Dhaka Fisheries	100/50	700	110.00	109.00	109.50	108.50	1.00	50	107.00	115.50	(8.50)	9906	23/12/99	3.78	28.97	5.00	4.57	115.78	0.95
Dhaka Vegetable	100/5	2,160	39.50	38.50	38.50	37.25	1.25	-	-	-	-	9506	10/9/97	(5.33)	-	-	-	108.80	0.35
EL Camelia	100/5	-	-	-	-	720.00	-	-	-	-	-	9812	18/9/99	118.32	6.09	-	-	(61.68)	-
Gachihata	100/50	141,100	43.75	39.00	42.50	38.25	4.25	54,700	42.25	38.25	4.00	9906	22/12/99	(14.85)	-	-	-	117.55	0.36
Gemini Sea Food	100/5	10	123.25	123.25	123.25	117.75	5.50	-	-	-	-	9909	26/12/99	(41.17)	-	-	-	108.50	1.14
Gulf Foods	100/50	2,700	115.75	115.00	115.00	114.50	0.50	-	-	120.00	-	9906	28/12/99	14.58	7.89	10.00	8.70	104.17	1.10
Hill Plantation	100/5	-	-	-	-	700.00	-	-	-	-	-	9906	3/12/99	(70.29)	-	-	-	360.43	1.94
Meghna Shrimp	100/20	3,060	82.75	81.75	81.75	81.75	-	700	82.00	81.75	0.25	9812	26/12/99	10.54	7.76	12.00	14.68	113.23	0.72
Meghna Vegetable Oil	100/50	1,500	93.00	93.00	93.00	91.75	1.25	-	-	98.25	-	9806	30/12/98	16.04	5.80	15.00	16.13	175.56	0.53
Modern Industries	100/5	-	-	-	-	58.75	-	-	-	-	-	9812	15/5/99	(15.43)	-	-	-	35.43	1.37
Mona Food	100/50	15,150	74.00	72.25	72.25	72.25	-	3,150	71.75	72.25	(0.50)	9906	30/12/99	0.87	83.05	-	-	110.11	0.66
NTC	100/5	25	740.00	700.25	720.00	746.25	(26.25)	-	-	605.00	-	9812	21/4/99	68.57	10.50	32.00	4.44	454.08	1.59
Rabeya Flour	10/50	-	-	-	-	8.10	-	-	-	-	-	9812	16/9/99	1.28	6.33	-	-	9.21	0.88
Rahima Food Corp.	100/50	337,000	77.50	52.50	72.00	64.75	7.25	392,200	58.25	63.00	(4.75)	9906	30/12/99	(10.24)	-	-	-	109.11	0.66
Raspit Food	10/500	94,000	15.20	14.80	15.00	14.80	0.20	-	-	16.60	-	9612	30/10/97	1.18	12.71	-	-	360.43	1.48
Rupon Oil	10/100	-	-	-	-	16.00	-	-	-	14.00	-	9706	12/8/98	0.11	145.45	-	-	32.14	0.50
Shyampur Sugar Mills	10/100	18,400	6.00	5.80	5.80	6.00	(0.20)	-	-	-	-	9806	24/6/99	(75.75)	-	-	-	10.00	0.58
Tripti Industries	100/5	4,395	61.00	59.50	59.50	60.00	(0.50)	300	60.00	61.00	(1.00)	9608	-	4.74	12.55	10.00	16.81	110.00	0.54
Tulip Dairy	100/10	420	121.75	118.00	119.00	120.75	(1.75)	-	-	-	-	9806	3/4/00	(8.80)	-	-	-	100.00	1.19
Yousuf Flour	10/50	-	-	-	-	13.00	-	-	-	-	-	9906	29/12/99	0.01	1,300.00	-	-	(2.27)	-
Zeal Bangla	10/50	2,400	6.80	6.70	6.70	6.70	-	-	-	-	-	9806	10/10/99	(2.72)	-	-	-	10.85	0.62
Fuel & Power																			
BD Welding	10/500	285,000	12.40	12.00	12.00	12.20	(0.20)	133,500	11.90	12.40	(0.50)	9812	-	0.31	38.71	-	-	13.70	0.88
BOC	10/50	10,250	99.00	97.10	98.90	98.20	0.70	50	99.00	98.10	0.90	9909	5/2/00	9.60	10.30	4.00	4.04	53.68	1.84
Eastern Lubricant	10/50	-	-	-	-	138.50	-	-	-	-	-	9806	18/3/99	5.64	24.56	3.50	2.53	42.42	3.26
National Oxyg.	100/10	1,820	36.00	34.00	35.00	32.75	2.25	-	-	73.00	-	9606	30/6/97	(110.86)	-	-	-	(337.60)	-
Padma Oil	10/50	-	-	-	-	135.00	-	-	-	130.00	-	9906	23/3/00	19.57	6.90	5.00	3.70	95.14	1.42
Jute																			
Ahad Jute	100/10	-	-	-	-	100.00	-	-	-	-	-	9906	26/12/99	2.71	36.90	-	-	103.64	0.96
Islam Jute	100/5	-	-	-	-	110.00	-	-	-	-	-	9906	29/12/19	(329.62)	-	-	-	802.09	0.14
Jute Spinners	100/5	-	-	-	-	125.00	-	-	-	-	-	9906	30/3/00	6.11	20.46	-	-	553.43	0.23
Mutual Jute	100/5	-	-	-	-	143.00	-	-	-	-	-	9906	26/12/99	(35.18)	-	-	-	3,586.10	0.04
Northern Jute	10/200	1,800	29.00	28.70	28.80	28.90	(0.10)	-	-	-	-	9906	7/12/99	(3.50)	-	-	-	6.95	4.14
Saleh Carpet	10/200	2,200	4.00	3.90	3.90	4.00	(0.10)	-	-	-	-	9612	22/12/97	(12.81)	-	-	-	(104.30)	-
Sonali Ansh	100/5	-	-	-	-	195.00	-	-	-	-	-	9906	23/12/99	93.23	2.09	-	-	257.25	0.76
Textile																			
Al-Haj Textile	10/50	-	-	-	-	10.00	-	-	-	-	-	9906	29/12/99	(0.13)	-	-	-	86.07	0.12
Alltex Industries	100/50	4,600	51.00	49.75	50.00	50.25	(0.25)	700	50.00	50.50	(0.50)	9906	23/12/99	12.27	4.07	-	-	135.08	0.37
Anlima Yarn Dyeing	100/50	-	-	-	-	94.25	-	-	-	96.00	-	9906	9/12/99	17.96	5.25	12.00	12.73	111.19	0.85
Apex Spinning	100/20	-	-	-	-	100.00	-	-	-	96.00	-	9903	29/11/99	25.78	3.88	10.00	10.00	168.35	0.59

LEAGUE TABLE

Company Name	FV/ML Tk/nos	DSE Vol nos	DSE Day's High Tk	DSE Day's Low Tk	DSE Day's Closing Tk	DSE Prev. Closing Tk	DSE Net Chg Tk	CSE Vol nos	CSE Day's Closing Tk	CSE Prev. Closing Tk	CSE Net Chg Tk	AGM Year End YM	AGM Date D/M/Y	EPS Tk	P/E x	DPS Tk	Yield %	NAV per Share Tk	Price/NAV x
Apex Weaving	100/50	20,300	44.50	42.75	42.75	42.25	0.50	14,750	42.75	42.75	-	9906	23/12/99	(8.67)	-	-	-	81.87	0.52
Arbee Textile	100/10	-	-	-	-	81.00	-	-	-	-	-	9812	30/6/99	(55.78)	-	-	-	(134.70)	-
Ashraf Textile	10/50	10,100	9.80	9.70	9.70	9.70	-	1,700	9.80	9.80	-	9906	29/12/99	(4.34)	-	-	-	20.12	0.48
BD Dyeing	100/20	160	109.00	109.00	109.00	108.75	0.25	-	-	111.75	-	9812	27/9/97	45.93	2.37	15.00	13.76	158.99	0.69
BD Zipper	100/50	50	69.00	69.00	69.00	68.50	0.50	-	-	68.25	-	9806	17/12/98	17.85	3.87	11.00	15.94	110.15	0.63
Beximco Denims	100/50	1,500	153.75	153.75	153.75	153.50	0.25	-	-	158.00	-	9812	25/11/99	45.78	3.36	5.00	3.25	165.83	0.93
Beximco Knitting	100/20	540	103.00	102.00	102.50	102.50	-	-	-	103.00	-	9812	5/12/99	29.70	3.45	5.00	4.88	141.20	0.73
Beximco Textile	100/50	1,600	109.00	108.00	108.50	109.75	(1.25)	-	-	111.00	-	9812	27/11/99	28.15	3.85	5.00	4.61	135.95	0.80
Chic Tex	10/500	57,500	7.50	7.40	7.40	7.40	-	14,500	7.50	7.60	(0.10)	9906	23/12/99	0.58	12.76	0.50	6.76	10.35	0.71
CMC-Kamal	100/50	150	66.00	65.00	65.25	72.00	(6.75)	-	-	90.00	-	9812	8/4/99	5.10	12.79	5.00	7.66	100.10	0.65
Dandy Dyeing	100/50	1,100	56.75	55.25	55.50	55.25	0.25	14,750	42.75	42.75	-	9906	23/12/99	(8.67)	-	-	-	81.87	0.52
Delta Millers	100/20	4,380	48.75	47.00	47.50	46.50	1.00	140	47.50	47.00	0.50	9806	30/12/98	1.94	24.48	-	-	118.80	0.40
Desh Garments	100/10	-	-	-	-	77.25	-	-	-	-	-	9906	2/12/99	15.56	4.96	7.50	9.71	272.35	0.28
Dulamia Cotton	100/10	150	32.50	32.25	32.25	31.50	0.75	-	-	32.00	-	9906	9/12/99	(56.21)	-	-	-	(90.36)	-
Dynamic Textile	100/20	17,660	31.25	30.75	30.75	30.75	-	2,300	31.00	31.00	-	9809	30/3/00	6.32	4.87	-	-	125.99	0.24
Eagle Star Textile	10/50	9,300	7.80	7.70	7.70	7.70	-	8,400	7.80	7.80	-	9906	21/12/99	0.08	96.25	-	-	20.80	0.37
GEM Knitwear	100/50	133,250	92.50	78.00	81.25	80.50	0.75	11,200	81.75	80.50	1.25	9812	-	-	-	-	-	100.00	0.81
GMG Industrial Corp.	10/50	-	-	-	-	22.50	-	-	-	106.00	-	9906	22/12/99	(14.14)	-	-	-	128.71	0.17
HR Textile	100/50	500	75.25	73.50	74.50	74.25	0.25	-	-	72.25	-	9709	29/12/97	8.17	9.12	12.50	16.78	130.94	0.57
M. Hossain Garments	100/50	8,100	50.75	47.25	48.75	47.00	1.75	-	-	49.00	-	9906	11/3/00	(9.13)	-	-	-	100.15	0.49
Mita Textile	100/20	500	43.25	42.50	42.75	42.50	0.25	-	-	41.50	-	9906	7/12/99	0.65	65.77	-	-	116.75	0.37
Mithun Knitting	100/20	20	68.75	68.75	68.75	68.75	-	-	-	-	-	9906	3/12/99	9.87	6.97	-	-	127.91	0.54
Modern Dyeing	100/5	75	98.00	97.50	97.75	93.25	4.50	-	-	-	-	9906	23/12/99	2.53	38.64	5.00	5.12	101.56	0.96
Monno Fabrics	100/50	2,800	67.50	65.75	66.25	65.50	0.75	450	65.25	65.50	(0.25)	9812	2/12/99	(8.86)	-	-	-	135.22	0.49
Padma Textile	100/20	840	164.75	162.00	163.50	164.00	(0.50)	40	163.00	163.00	-	9812	27/11/99	53.83	3.04	5.00	3.06	278.27	0.59
Prime Textile	100/50	250	44.75	44.75	44.75	45.00	(0.25)	500	45.00	45.50	(0.50)	9906	25/3/00	(22.09)	-	-	-	298.88	0.15
Quasem Silk	10/100	9,000	11.00	10.90	10.90	10.90	-	-	-	-	-	9809	17/6/99	0.30	36.33	-	-	37.10	0.29
Quasem Textile	10/50	1,200	9.00	9.00	9.00	8.90	0.10	-	-	-	-	9809	17/6/99	(4.90)	-	-	-	12.00	0.75
Rahim Textile	100/5	495	63.75	57.00	61.00	56.00	5.00	-	-	-	-	9906	27/3/00	(21.86)	-	-	-	(50.03)	-
Safko Spinning	100/50	300	68.25	68.00	68.00	67.50	0.50	-	-	65.00	-	9809	-	8.31	8.18	-	-	114.59	0.59
Saiham Textile	100/10	450	79.00	78.00	78.50	78.75	(0.25)	-	-	79.00	-	9906	23/12/99	17.35	4.52	10.00	12.74	127.52	0.62
Sajib Knitwear	100/50	2,800	67.50	67.00	67.25	67.00	0.25	350	67.00	67.00	-	9906	15/12/99	2.09	32.18	6.00	8.92	103.74	0.65
Sonargaon Textile	100/50	50	70.00	70.00	70.00	65.75	4.25	-	-	70.00	-	9812	21/12/99	(3.60)	-	-	-	133.18	0.53
Sreepur Textile	100/50	300	40.00	39.25	39.75	37.00	2.75	150	39.50	39.50	-	9812	25/9/99	(5.94)	-	-	-	100.03	0.40
STM	100/5	-	-	-	-	81.00	-	-	-	-	-	9812	27/12/99	(30.18)	-	-	-	250.35	0.32
Stylecraft	100/5	90	498.00	494.00	495.75	491.00	4.75	-	-	-	-	9903	11/11/99	232.86	2.13	22.50	4.54	1,009.60	0.49
Tallu Spinning	100/10	-	-	-	-	75.00	-	-	-	-	-	9906	3/12/99	(9.57)	-	-	-	142.04	0.53
Tamijuddin Textile	100/10	810	36.00	33.75	34.50	33.50	1.00	-	-	36.00	-	9706	24/12/97	(7.74)	-	-	-	81.92	0.42
Pharma & Chemical																			
ACI	10/50	9,250	33.20	32.60	32.60	32.60	-	1,150	32.80	32.60	0.20	9812	20/5/99	3.26	10.00	2.50	7.67	30.87	1.06
Ambee Pharma	10/50	300	32.80	32.50	32.60	33.00	(0.40)	-	-	31.00	-	9812	9/9/99	1.04	31.35	1.00	3.07	11.51	2.83
Bangla Process	100/5	30	88.75	88.75	88.75	90.00	(1.25)	-	-	-	-	9906	30/12/99	8.07	11.00	-	-	101.57	0.87
BCIL	100/10	90	80.00	78.00	79.50	77.50	2.00	-	-	75.50	-	9806	17/12/98	12.85	6.19	10.00	12.58	146.68	0.54
Beximco Infusions	100/10	140	259.00	248.00	256.50	256.00	0.50	-	-	280.00	-	9812	4/12/99	47.67	5.38	10.00	3.90	197.71	1.30
Beximco Pharma	10/50	59,150	35.20	34.70	34.70	35.00	(0.30)	5,500	34.90	35.00	(0.10)	9812	9/12/99	8.46	4.10	1.50	4.32	69.83	0.50
Beximco Synthetics	100/20	3,940	126.00	125.50	125.50	125.75	(0.25)	40	126.75	127.50	(0.75)	9812	7/12/99	38.17	3.29	10.00	7.97	155.78	0.81
Glaxo Bangladesh	10/50	3,000	103.00	103.00	103.00	102.30	0.70	-	-	-	-	9812	20/5/99	6.56	15.70	3.00	2.91	45.60	2.26
Imam Button	100/50	4,550	99.75	99.00	99.25	98.75	0.50	1,050	99.00	98.50	0.50	9906	30/12/99	7.51	13.22	8.00	8.06	100.83	0.98
JH Chemical	100/50	1,250	76.50	74.00	75.00	74.50	0.50	1,150	74.25	74.25	-	9712	-	-	-	-	-	100.00	0.75
Kohinoor Chemicals	100/5	20	67.00	65.00	66.00	65.25	0.75	-	-	72.00	-	9406	27/2/95	(7.77)	-	-	-	(270.20)	-
Libra Pharma	100/20	40	278.00	267.75	272.75	268.50	4.25	-	-	250.50	-	9906	9/12/99	32.86	8.30	15.00	5.50	397.23	0.69
National Polymer	100/10	-	-	-	-	161.00	-	-	-	167.25	-	9706	29/9/97	38.82	4.15	20.00	12.42	169.44	0.95
Orion Infusion	100/20	-	-	-	-	40.75	-	-	-	34.43	-	9606	3/2/97	8.09	5.04	17.00	41.72	102.38	0.40
Perfume Chemical	100/50	1,350	48.75	47.25	48.00	47.00	1.00	50	47.50	47.75	(0.25)	9806	30/4/98	1.62	29.63	-	-	108.11	0.44
Petro Synthetic	10/50	-	-	-	-	12.60	-	-	-	-	-	9812	30/9/99	(15.71)	-	-	-	(70.29)	-
Pharma Aids	100/5	65	114.00	103.00	108.75	115.75	(7.00)	-	-	-	-	9806	27/12/98	(2.83)	-	-	-	114.78	0.95
Pharmaco	100/5	5,340	64.00	62.25	62.25	61.25	1.00	-	-	-	-	9906	30/3/00	(20.96)	-	-	-	104.16	0.60
Rahman Chemicals	100/10	4,570	42.25	40.50	41.25	40.00	1.25	-	-	-	-	9812	30/9/99	(1.98)	-	-	-	100.00	0.41
Reckitt & Colman	10/50	150	72.50	72.00	72.10	71.70	-	-	-	72.80	-	9901	17/5/99	5.15	14.00	3.00	4.16	28.54	2.53
Renata	100/5	5	450.25	450.25	450.25	450.00	0.25	-	-	-	-	9812	16/6/99	45.77	9.84	25.00	5.55	635.89	0.71
Square Pharma	100/20	1,820	940.00	910.00	912.50	931.50	(19.00)	-	-	957.75	-	9903	21/10/99	146.48	6.23	55.00	6.03	768.97	1.19
TBL	100/5	10	48.50	48.50	48.50	52.75	(4.25)	-	-	32.00	-	9812	30/9/99	(306.24)	-	-	-	(792.50)	-
The Ibnsina	100/10	320	172.00	168.00	169.75	167.25	2.50	-	-	190.00	-	9806	6/2/99	20.54	8.26	17.00	10.01	111.39	1.52
Wata Chemicals	100/20	20	153.75	153.75	153.75	153.00	0.75	-	-	180.00	-	9812	21/7/99	7.00	21.96	12.50	8.13	184.18	0.83
Paper & Printing																			
Azadi Printers	100/10	-	-	-	-	78.00	-	-	-	77.75	-	9906	28/12/99	3.62	21.55	-	-	100.69	0.77
Eagle Box	10/50	100	19.00	18.40	18.70	21.10	(2.40)	-	-	-	-	9906	29/11/99	(56.66)	-	-	-	(275.40)	-
MAQ Enterprises	100/50	6,700	38.00	34.50	37.00	33.50	3.50	-	-	30.00	-	9612	-	12.24	3.02	-	-	126.94	0.29
MAQ Paper	100/20	100	71.75	71.00	71.25	70.25	1.00	-	-	100.00	-	9712	20/9/98	18.47	3.86	10.00	14.04	123.04	0.58
Monospool Paper	100/5	1,760	92.25	91.25	91.75	91.50	0.25	40	91.00	90.50	0.50	9806	15/9/98	1.88	48.80	-	-	178.33	0.51
Padma Printers	10/50	3,100	11.20	11.00	11.00	11.00	-	-	-	10.90	-	9612	23/12/96	-	-	-	-	10.00	1.10
Paper Process	100/10	4,630	65.00	63.25	63.50	64.00	(0.50)	-	-	-	-	9712	15/9/98	2.38	26.68	-	-	86.45	0.73
Sonali Paper	10/50	-	-	-	-	10.30	-	-	-	17.20	-	9606	30/12/96	1.07	9.63	1.50	14.56	10.19	1.01
Services & Real Estate																			
BD Hotel	10/50	-	-	-	-	-	-	-	-	-	-	9812	23/9/99	6.63	-	3.50	-	-	31.27
BD Services	10/50	-	-	-	-	-	-	-	-	-	-	9712	24/12/98	12.22	-	1.00	-	37.10	-
Eastern Housing	100/20	1,940	112.00	111.00	111.25	111.25	-	480	111.00	111.50	(0.50)	9907	23/12/99	14.64	7.60	12.00	10.79	129.35	0.86
Samorita Hospital	100/50	6,100	125.00	123.00	124.50	123.50	1.00	50	122.25	123.75	(1.50)	9806	19/7/99	3.76	33.11	12.00	9.64	123.04	0.58
Shine Pukur Holdings	100/50	8,450	54.25	53.00	53.00	53.25	(0.25)	1,750	53.75	53.50	0.25	9812	9/12/99	5.21	10.17	5.00	9.43	104.77	0.51
Miscellaneous																			
Apex Footwear	100/20	320	170.00	159.00	160.00	160.25	(0.25)	-	-	163.00	-	9812	15/4/99	2.78	57.55	-	-	210.02	0.76
Apex Tannery	100/10	2,160	121.00	117.75	118.00	118.00	-	930	118.25	118.50	(0.25)	9906	5/12/99	4.13	28.57	-	-	410.07	0.29
Aramit	10/50	2,950	39.20	39.00	39.00	39.10	(0.10)	1,500	39.10	39.30	(0.20)	9812	30/10/99	3.26	11.96	2.50	6.41	26.55	1.47
Aramit Cement	100/50	900	130.50	128.50	129.50	130.25	(0.75)	2,650	128.50	130.50	(2.00)	9812	30/10/99	-	-	-	-	100.00	1.30
BD Luggage	100/50	950	43.00	41.00	41.25	40.75	0.50	500	41.75	41.75	-	9606	-	-	-	-	-	100.00	0.41
BEXIMCO	10/100	3,700	32.30	32.20	32.20	32.30	(0.10)	500	32.20	33.20	(1.00)	9812	25/11/99	8.73	4.78	1.00	3.11	34.57	0.93
BSC	100/5	-	-	-	-	93.00	-	-	-	6.25	-	9806	7/4/99	(48.54)	-	-	-	(575.90)	-
Bata Shoe	10/100	1,400	100.30	99.60	99.90	100.50	(0.60)	-	-	-	-	9812	3/6/99	8.29	12.05	8.00	8.01	32.66	3.06
Bengal Fine Ceramic	100/50	400	91.00	89.00	89.50	90.50	(1.00)	-	-	91.00	-	9906	30/12/99	1.39	64.39	-	-	101.91	0.88
Confidence Cement	100/20	4,560	345.75	335.00	336.50	343.00	(6.50)	540	332.25	343.75	(11.50)	9906	30/12/99	37.08	9.07	25.00	7.43	262.41	1.28
Ctg Cement	100/5	2,550	1,274.00	1,236.00	1,242.25	1,263.25	(21.00)	2,955	1,242.75	1,261.75	(19.00)	9906	13/4/00	73.70	16.86	50.00	4.02	243.55	5.10
Excelsior Shoes	100/50	21,950	35.50	34.50	34.75	33.50	1.25	3,850	34.75	33.75	1.00	9809	27/9/99	(11.37)	-	-	-	121.58	0.29
Fu-Wang Ceramic	100/50	1,850	139.00	138.25	138.50	138.25	0.25	-	-	138.00	-	9906	9/12/99	18.36	7.54	15.00	10.83	107.73	1.29
GQ Ball Pen	10/50	3,550	72.90	69.00	69.20	69.70	(0.50)	400	70.00	69.50	0.50	9812	23/8/99	9.41	7.35	3.80	5.49	104.72	0.66
Highspeed Ship	100/5	-	-	-	-	61.00	-	-	-	-	-	9906	27/12/99	(13.13)	-	-	-	(308.30)	-
Himadri	10/100	-	-	-	-	6.60	-	-	-	-	-	9812	21/9/99	0.71	9.30	-	-	7.90	0.84
Legacy Footwear	10/500	9,500	11.80	11.60	11.70	11.70	-	8,000	11.70	11.80	(0.10)	9904	-	-	-	-	-	10.00	1.17
Lexco	100/10	-	-	-	-	119.00	-	-	-	128.00	-	9812	9/9/99	10.41	11.43	10.00	8.40	550.88	0.22
Mark BD Shilpa & Engg.	100/50	10,200	31.00	29.75	29.75	30.25	(0.50)	300	30.75	30.00	0.75	9706	29/12/97	13.54	2.20	11.00	36.97	218.88	0.14
Meghna Cement	100/50	1,400	164.25	163.00	163.25	164.25	(1.00)	-	-	164.25	-	9812	28/9/99	19.88	8.21	10.00	6.13	118.49	1.38
Miracle Ind	10/500	189,000	12.10	11.90	11.90	12.00	(0.10)	16,500	11.90	12.00	(0.10)	9906	-	0.86	13.84	-	-	12.95	0.92
Monno Ceramic	100/5	220	334.00	328.50	331.75	338.75	(7.00)	-	-	332.00	-	9906	2/12/99	24.14	13.74	25.00	7.54	242.41	1.37
Niloy Cement	100/50	1,300	134.75	132.00	133.25	133.00	0.25	-	-	131.50	-	9906	17/12/99	2.74	48.63	-	-	103.36	1.29
Paragon Leather	100/50	5,250	45.00	44.50	44.50	44.50	-	1,450	44.75	44.75	-	9806	26/5/99	8.00	5.56	10.00	22.47	111.73	0.40
Phoenix Leather	100/5	-	-	-	-	260.00	-	-	-	-	-	9706	21/10/99	(439.05)	-	-	-	(426.20)	-
Rose Heaven Ball Pen	10/500	7,000	13.00	12.70	12.80	12.90	(0.10)	500	12.80	12.80	-	9806	19/12/98	1.13	11.33	1.00	7.81	16.52	0.77
Samata Leather	100/50	8,300	121.50	117.50	119.00	117.00	2.00	4,650	120.75	116.75	4.00	9906	31/10/99	3.80	31.32	7.00	5.88	178.11	0.67
Savar Refractories	100/5	3,515	63.00	61.25	61.50	60.75	0.75	-	-	-	-	9906	23/3/00	0.41	150.00	-	-	113.60	0.54
Sinobangla Industries	10/500	42,000	42.70	42.40	42.50	42.60	(0.10)	46,000	42.40	42.50	(0.10)	9910	1/4/00	1.16	36.64	0.50	1.18	11.19	3.80
Standard Ceramic	100/50	100	96.25	96.25	96.25	98.50	(2.25)	-	-	95.00	-	9806	7/7/99	(23.28)	-	7.50	7.79	192.45	0.50
Texpick Industries	100/10	320	96.00	94.50	95.50	94.75	0.75	-	-	-	-	9706	24/12/97	1.24	77.02	-	-	128.69	0.74
The Engineers	100/5	-	-	-	-	101.00	-	-	-	-	-	9808	25/12/99	78.59	1.29	10.00	9.90	516.25	0.20
Usmania Glass	100/5	330	241.00	230.00	235.00	244.75	(9.75)	90	215.00	234.00	(19.00)	9906	14/4/00	(32.89)	-	10.00	4.26	720.31	0.33
Insurance																			
BGIC	100/10	180	245.00	240.00	240.25	249.75	(9.50)	-	-	235.00	-	9812	9/9/99	25.22	9.53	20.00	8.51	239.59	1.00
Central Insurance	100/20	-	-	-	-	135.50	-	-	-	132.50	-	9812	9/9/99	19.01	7.13	15.00	11.32	161.48	0.84
Delta Life Insurance	100/5	-	-	-	-	566.50	-	-	-	350.00	-	9812	30/9/99	-	-	36.00	10.29	100.00	5.67
Eastern Insurance	100/20	140	166.00	165.00	165.00	158.00	7.00	-	-	204.00	-	9812	28/7/99	26.63	6.20	20.00	9.80	156.06	1.06
Eastland Insurance	100/20	60	158.00	158.00	158.00	160.00	(2.00)	-	-	155.00	-	9812	22/8/99	23.45	6.74	16.00	10.32	203.57	0.78
Federal Insurance	100/50	50	104.00	104.00	104.00	106.25	(2.25)	-	-	105.00	-	9812	4/12/99	6.08	17.11	12.00	11.43	153.94	0.68
Green Delta Insurance	100/10	-	-	-	-	455.00	-	-	-	415.00	-	9812	18/9/99	52.81	8.62	35.00	8.43	297.99	1.53
Janata Insurance	100/20	220	155.00	154.75	154.75	152.50	2.25	-	-	114.00	-	9812	14/10/99	61.32	2.52	25.00	21.93	178.95	0.86
Karnaphuli Insurance	100/20	-	-	-	-	125.00	-	-	-	-	-	9812	27/9/99	14.27	8.76	15.00	-	183.44	0.68
National Life Insurance	100/50	50	225.00	225.00	225.00	212.00	13.00	-	-	190.00	-	9812	31/7/99	-	-	22.00	11.58	100.00	2.25
People Insurance	100/10	-	-	-	-	376.00	-	-	-	301.00	-	9812	8/8/99	29.22	12.87	21.00	6.98	251.41	1.50
Phoenix Insurance	100/20	80	226.00	222.00	224.25	224.00	0.25	-	-	175.00	-	9812	19/7/99	24.09	9.31	20.00	11.43	193.42	1.16
Pragati Insurance	100/10	-	-	-	-	403.25	-	-	-	400.00	-	9812	15/7/99	42.99	9.38	35.00	8.75	361.16	1.12
Purabi Insurance	100/50	-	-	-	-	91.00	-	-	-	-	-	9812	30/1/00	5.07	17.95	5.00	-	127.39	0.71
Reliance Insurance	100/50	-	-	-	-	330.00	-	-	-	360.00	-	9812	22/6/99	46.28	7.13	30.00	8.33	386.09	0.85
Rupali Insurance	100/20	-	-	-	-	182.00	-	-	-	182.00	-	9812	14/9/99	28.81	6.32	15.00	8.24	274.66	0.66
Sandhani Life Insurance	100/50	100	112.00	110.25	111.00	112.50	(1.50)	-	-	100.25	-	9812	30/1/00	-	-	10.00	9.98	100.00	1.11
United Insurance	100/10	3,150	228.00	220.00	221.25	220.75	0.50	-	-	-	-	9812	25/5/99	42.51	5.20	22.00	-	225.61	0.98

DEBENTURE

Name	Nature of Debenutre	Year of Float	Date of Maturity	Date of Conversion	Interest Due	FV/ML Tk/Nos	Day's Closing Price DSE Tk	Day's Closing Price CSE Tk
Aramit Cement	14%, 20% Convertible, 80% Redeemable	1998	September, 2008	September, 2000	Mar, Sep	2500/2	2,119.75	
BD Luggage	14%, 20% Convertible, 80% Redeemable	1996	September 5, 2003	September 5, 1998	Mar, Sep	1800/2		
BD Welding	15%, 20% Convertible, 80% Redeemable	1999	July 15, 2006		Jul, Jan	2500/2	2,030.00	2,000.00
BD Zipper	14%, 20% Convertible, 80% Redeemable	1995	August 1, 2002	August 1, 1997	Feb, Aug	1400/2		
Beximco Denims	14%, 100% Redeemable	1995	July 10, 2005		Jan, Jul	1963/2		
Beximco Fisheries	14%, 100% Redeemable	1994	May 1, 2004		Jan, Jul	1928.55/1		
Beximco Infusion	17%, 100% Redeemable	1992	October 31, 2000		Oct, Apr	400/2		
Beximco Synthetics	14%, 100% Redeemable	1993	September 1, 2003		Mar, Sep	1426/2		
Beximco Textile	14%, 100% Redeemable	1995	July 1, 2005		Jan, Jul	1963/2		
Beximco Knitting	14%, 20% Convertible, 80% Redeemable	1994	July 1, 2004	July 1, 1995	Jan, Jul	1540/2		

COMPANY CALENDAR

Company	Declaration Year End	Declaration Div/Bon/Rght	Book Closure From	Book Closure To	AGM/EGM Date & Time	AGM/EGM Venue
Glaxowell	9912	3.25% F				
Raspit	9712	11%	10/4/2000	20/4/2000	20/4/2000 3pm	Pabna
HR Tex	9909	10%				
CMC Kamal	9912	7.5%	8/4/2000	28/4/2000	28/4/2000 4pm	Hotel Purbani
Npolymar	9906	10%	1/4/2000	26/4/2000	26/4/2000	
Reckit & Colman	20001	35%	4/5/2000	18/5/2000	18/5/2000 11 am	Hotel Agrabad, Ctg.
Bex Inf Deb			13/4/200	29/4/2000		
Singer	9912	20% F	14/5/2000	27/5/2000	27/5/2000 10am	Factory Premises
Padma Printer	9912		13/4/2000	20/4/2000	20/4/2000 11am	Head Office
ULC	9912	27%	21/4/2000	18/5/2000	18/5/2000 3 pm	Hotel Sonargaon
National Tubes	9906	35%	13/4/2000	27/4/2000	27/4/2000 10am	Factory Premises
National Tea	9912	17.5%	20/4/2000	7/5/2000	7/5/2000 3.00 pm	Hotel Sheraton
Paperproc	9812	5%	18/4/2000	30/4/2000	30/4/2000 11am	BCIC Auditorium
Dhaka Bank	9912	25%			12/06/2000	
BATBC	9912	40%	22/5/2000	19/6/2000		
United Ins	9912	22%	8/5/2000	22/5/2000	22/5/2000 3.30 pm	Hotel Sonargaon
Samorita Hos	14th Adjourned AGM will be on				30/4/2000 10.30 am	Officers Club

NOTES

FI/ML	Face Value / Market Lots	Vol	Volume	P/E (x)	Price/Earning (Times)	Price/NAV(x)	Price/Net Asset Value(Times)	Avg.	Average
TK/Nos	Taka/Number of Shares	EPS	Earning Per Share	DPS	Dividend Per Share	Tkm	Taka in Million	Prev.	Previous

Nos: Numbers; Chg.: Change

Prepared by The Daily Star in collaboration with Securities Consultants Limited