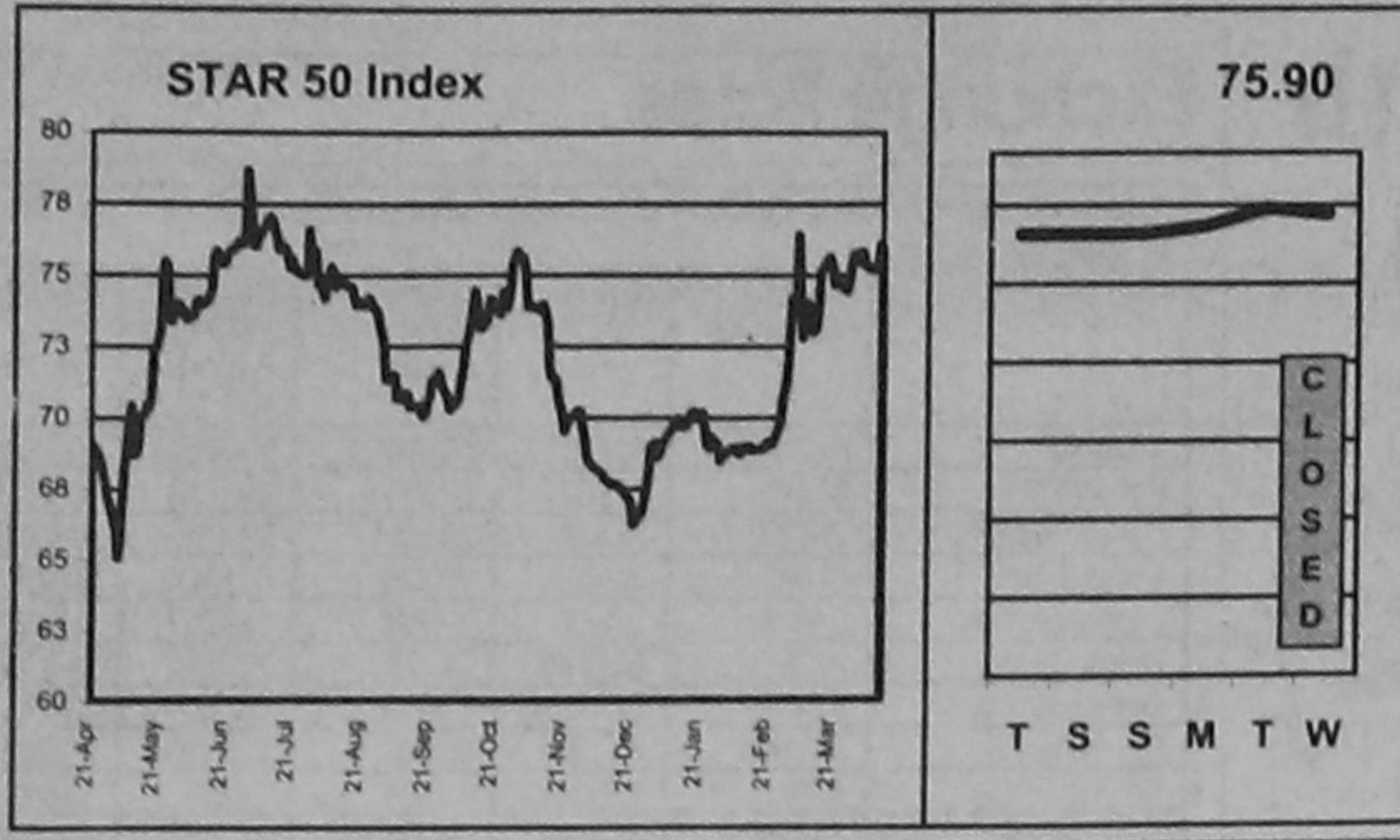
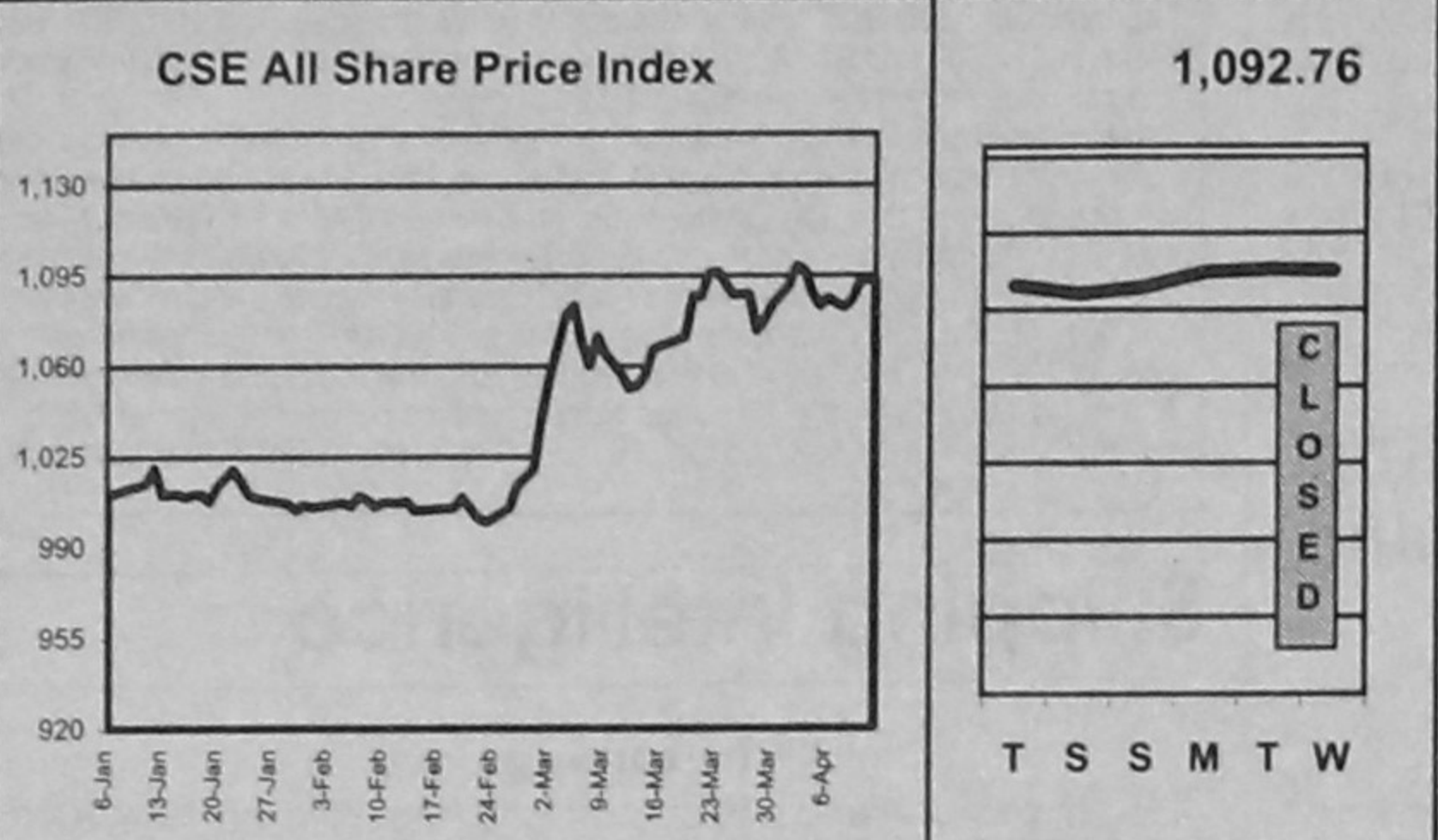
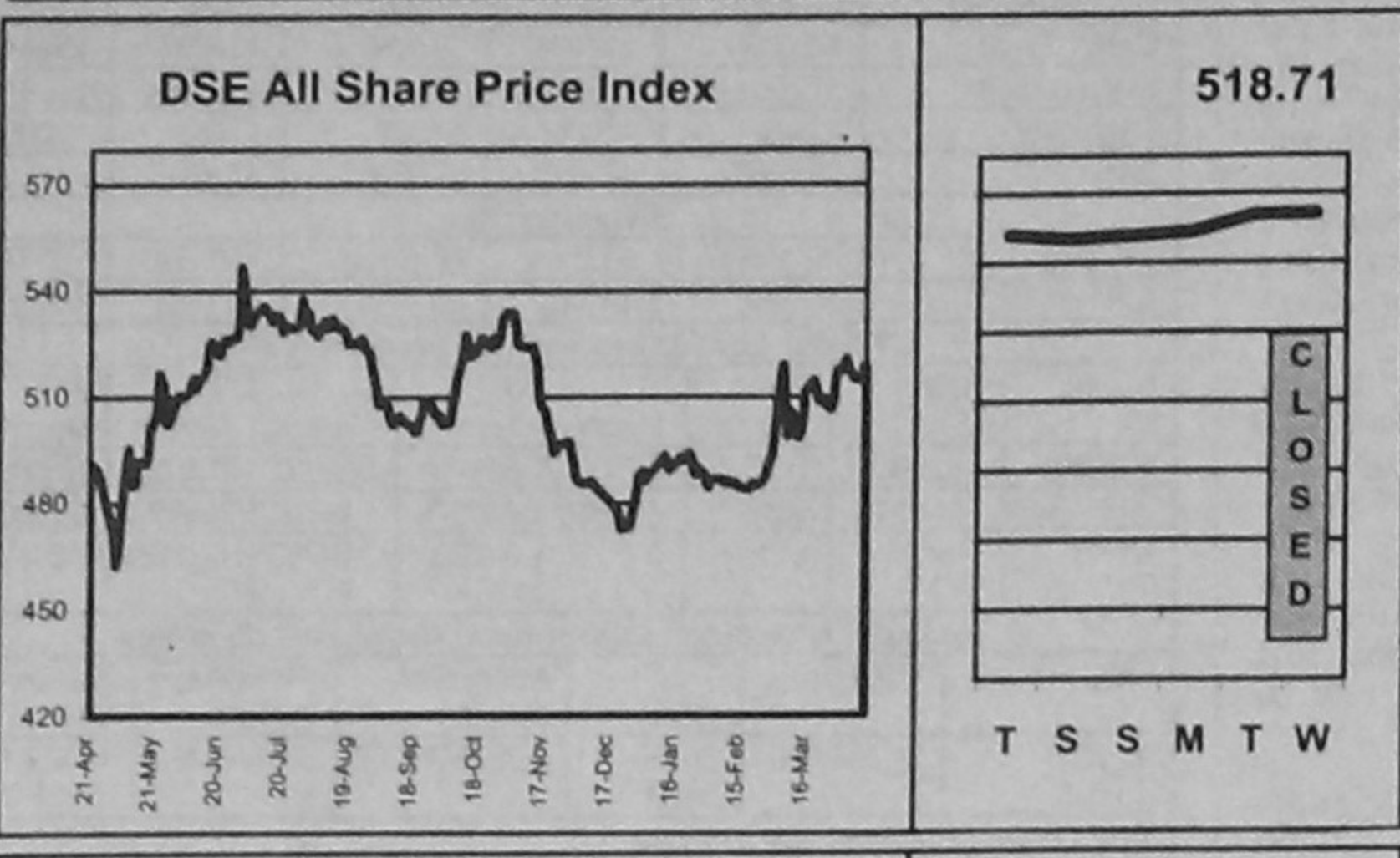


# The Daily Star BUSINESS



Fifty companies have been chosen for calculation of the STAR 50 Index based on their market capitalisation, liquidity, free float and corporate track record. The Base Period for the Index is August 10, 1998. The calculation has been done according to the widely used International Finance Corporation formula.



### DAY'S MARKET

April 12, 2000

	DSE	CSE
All Share Price Index	518.71	1,092.76
Change in Index (pts)	0.14	(0.68)
Change in Index (%)	-0.06%	-0.06%
Market Capitalisation (cr Tk)	4,866.19	4,031.45
Market Capitalisation (mil US\$)	1,013.79	839.88
Turnover Volume ('000)	1,793	621
Turnover Value (cr Tk)	6.94	2.67
No. of Issues Traded	161	54
No. of Issues Included	64	17
No. of Issues Unchanged	73	29
No. of Issues Unchanged	24	8
Price Earning Ratio (x)	6.62	6.60
Dividend Yield (%)	7.00	7.12

### DAY'S MARKET LEADERS

#### TURNOVER LEADERS

DSE	Vol	Value	CSE	Vol	Value
	'000	Tkm		'000	Tkm
1. Cig. Cement	8	10.38	1. Cig. Cement	8	10.57
2. Miracle Ind	564	6.65	2. Rahima Food	78	3.72
3. Sinobangla	110	4.81	3. Sinobangla	83	3.59
4. Square Pharma	5	4.19	4. Sinobangla	248	2.93
5. Rahima Food	81	3.82	5. Gachihata	22	0.82
6. Confil Cement	8	2.79	6. Quasem Dycell	53	0.68
7. Gachihata	64	2.40	7. Aramit Cement	8	0.62
8. Mona Food	26	2.04	8. Square Pharma	3	0.42
9. BD Welding	157	1.84	9. Chita Text	44	0.32
10. EBL	15	1.60	10. Delta Millers	6	0.30

#### CAPITAL GAINERS

DSE	Vol	Change	CSE	Vol	Change
	'000	%		'000	%
1. Renwick Jaj	1.59	15.64	1. Alpha Tobacco	0.05	20.00
2. Rahima Food	80.75	10.53	2. BD Luggage	4.35	10.71
3. BD Luggage	3.40	6.16	3. Rahima Food	78.40	6.15
4. Monno Jutex	0.01	6.14	4. Niloy Cement	0.15	5.35
5. Amam Sea Food	0.01	4.48	5. Sinobangla	82.50	3.82
6. Apex Footwear	1.76	4.15	6. Gachihata	21.85	3.45
7. Sinobangla	110.00	3.80	7. Excelsior Shoe	4.40	3.01
8. Shampur Sugar	79.40	3.70	8. Square Pharma	0.10	2.62
9. Rahima Chemi	2.78	3.25	9. Mona Food	7.75	2.24
10. Gachihata	64.00	2.74	10. Apex Footwear	0.30	1.81

#### CAPITAL LOSERS

DSE	Vol	Change	CSE	Vol	Change
	'000	%		'000	%
1. Bangla Pro	0.14	(9.02)	1. BD Thal Alum	0.01	(6.57)
2. BEMCO	0.04	(7.73)	2. Mark Shoe	2.30	(5.88)
3. Rahim Tex	0.03	(7.44)	3. Reckitt & Col	0.05	(4.47)
4. Mark Shoe	25.30	(5.88)	4. JH Chemi	0.80	(3.88)
5. EBL	15.20	(5.80)	5. Perfume Chemi	0.35	(3.57)
6. Sakso Spinning	0.10	(4.96)	6. Worldland Toys	0.70	(3.16)
7. Savar Ref	9.15	(4.26)	7. Mitra Tex	0.04	(2.92)
8. IFIC Bank	0.01	(4.00)	8. Confil Cement	0.50	(2.82)
9. Gemini Sea Food	0.02	(3.61)	9. Azid Pipes	0.02	(2.00)
10. Meghna Cemrit	3.20	(3.31)	10. NBL	1.42	(1.64)

### LEAGUE TABLE

Company Name	Market Performance										AGM				Financial Performance									
	Dhaka Stock Exchange					Chittagong Stock Exchange					Date		EPS		P/E		DPS		Yield		NAV		Price/NAV	
	Vol	Day's High	Day's Low	Day's Closing	Prev. Closing	Net Chg	Vol	Day's High	Day's Low	Day's Closing	Prev. Closing	Net Chg	Year End	Date	Tk	x	Tk	x	Tk	%	Tk	%	Tk	%
Apex Weaving	10050	3750	43.00	42.50	42.50	81.00	400	42.25	42.50	42.50	9006	23/12/99	(8.87)	19/12/99	3.81	12.50	1.00	1.00	100.00	100.00	100.00	100.00	100.00	100.00
Arise Textile	10010	800	9.00	9.00	9.00	0.00	4,800	9.80	9.80	9.80	9812	30/9/99	(55.78)	19/12/99	0.65	10.00	1.00	1.00	100.00	100.00	100.00	100.00	100.00	100.00
BD Dyeing	10050	800	11.25	10.25	11.25	(2.25)	40	11.20	11.20	11.20	9812	27/9/97	(4.34)	19/12/99	45.93	2.40	15.00	13.61	158.89	0.89	20.12	0.46	110.15	0.82

### DEBENTURE

Name	Nature of Debenture	Year of Float	Date of Maturity	Year of Conversion	Interest	FV/ML	Day's Closing Price
						Tk/Nos	DSE CSE Tk Tk
Aramit Cement	14%, 20% Convertible, 80% Redeemable	1998	September, 2008	September, 2000	Mar. Sep	2500/2	2,104.50
BD Luggage	14%, 20% Convertible, 80% Redeemable	1996	September 5, 2003	September 5, 1998	Mar. Sep	1800/2	2,040.00
BD Welding	15%, 20% Convertible, 80% Redeemable	1999	July 15, 2005	July 15, 1999	Jul. Jan	2500/2	1,050.00
BD Zipper	14%, 20% Convertible, 80% Redeemable	1995	August 1, 2002	August 1, 1997	Feb. Aug	1400/2	1,050.00
Beximco Denims	14%, 100% Redeemable	1995	July 10, 2004	July 10, 2004	Jan. Jul	1963/2	1,525.00
Beximco Fisheries	14%, 100% Redeemable	1994	May 1, 2004	May 1, 2004	Jan. Jul	1928/55/1	1,525.00
Beximco Synthetics	14%, 100% Redeemable	1992	October 31, 2000	October 31, 2000	Oct. Apr	400/2	1,525.00
Beximco Intus	17%, 100% Redeemable	1993	September 1, 2003	September 1, 2003	Mar. Sep	1426/2	1,525.00
Beximco Textile	14%, 100% Redeemable	1995	July 1, 2005	July 1, 2005	Jan. Jul	1963/2	1,525.00
Beximco Knitting	14%, 20% Convertible, 80% Redeemable	1994	July 1, 2004	July 1, 1995	Jan. Jul	1540/2	1,272.50

### COMPANY CALENDAR

Company	Year	Declaration	Book Closure	AGM/EGM		Company	Declaration	Book Closure	AGM/EGM							
				From	To					From	To					
Umanisa Glass	9906	10%	25/3/2000	14/4/2000	14/4/2000	10am	Reg. Office	UJC	9912	27%	21/4/2000	18/5/2000	18/5/2000	3pm	Hotel Sarangkh	
Glowwell	9912	3.25% F	-	-	-	-	-	-	National Tubes	9906	35%	13/4/2000	27/4/2000	27/4/2000	10am	Factory Premises
Raspi	9912	11%	10/4/2000	20/4/2000	20/4/2000	3pm	Pabna	National Tea	9917	17.5%	20/4/2000	7/5/2000	7/5/2000	3.00 pm	Factory Premises	
HR Tex	9908	10%	-	-	-	-	-	-	Paperproc	9812	5%	18/4/2000	30/4/2000	30/4/2000	11am	BDC Auditorium
C&C Kamal	9912	7.5%	8/4/2000	28/4/2000	28/4/2000	4pm	Hotel Purbani	Polymear	9906	50%	29/3/2000	13/4/2000	13/4/2000	11.30am	Hotel Agrabad, Chg.	
Ch. Cement	9906	50%	29/3/2000	13/4/2000	13/4/2000	11.30am	Hotel Agrabad, Chg.	Ch. Cement	9906	10%	14/4/2000	26/4/2000	26/4/2000	26/4/2000	26/4/2000	26/4/2000
Nglymar	9906	35%	4/5/2000	18/5/2000	18/5/2000	11 am	Hotel Agrabad, Chg.	Ch. Cement	9906	50%	29/3/2000	13/4/2000	13/4/2000	11.30am	Hotel Agrabad, Chg.	
Reckitt & Colman	2001	35%	13/4/2000	29/4/2000	29/4/2000	29/4/2000	29/4/2000	29/4/2000	Ch. Cement	9906	50%	29/3/2000	13/4/2000	13/4/2000	11.30am	Hotel Agrabad, Chg.
Box Int Deb	9912	20% F	14/5/2000	27/5/2000	27/5/2000	10am	Factory Premises	Box Int Deb	9912	20% F	14/5/2000	27/5/2000	27/5/2000	10am	Factory Premises	
Singer	9912	20% F	14/5/2000	27/5/2000	27/5/2000	10am	Factory Premises	Singer	9912	20% F	14/5/2000	27/5/2000	27/5/2000	10am	Factory Premises	
Padma Printer	9912	13/4/2000	20/4/2000	20/4/2000	20/4/2000	11am	Head Office	Padma Printer	9912	13/4/2000	20/4/2000	20/4/2000	11am	Head Office		

### NOTES

FV/ML	Face Value / Market Lpts	Vol	Volume	PE (A)	Price/Earning (Times)	Price/NAV(x)	Price/Net Asset Value(Times)	Avg	Average	Nos	Numbers
Tk/Nos	Taka/Number of Shares	EPS	Earning Per Share	DPS	Dividend Per Share	Tkm	Taka in Million	Prev	Previous	Chg	Change

Prepared by The Daily Star in collaboration with Securities Consultants Limited