The Daily Star
BUSINESS

DHAKA MONDAY, APRIL 3, 2000

STAR 50 Index

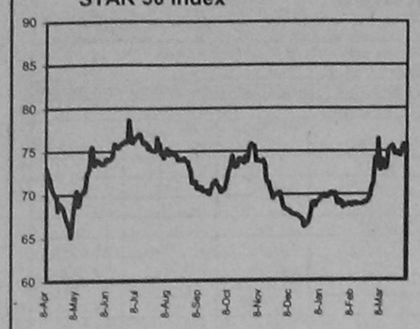

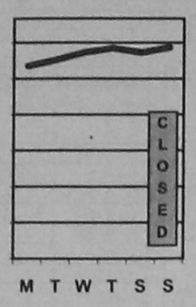

Fifty companies have been chosen for calculation of the **STAR 50 Index** based on their market capitalisation, liquidity, free float and corporate track record. The **Base Period** for the Index is **August 10, 1998**. The calculation has been done according to the widely used International Finance Corporation formula.

DSE All Share Price Index

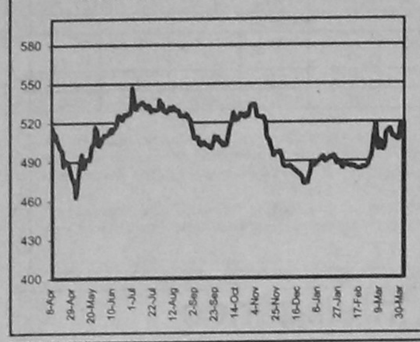



CSE All Share Price Index

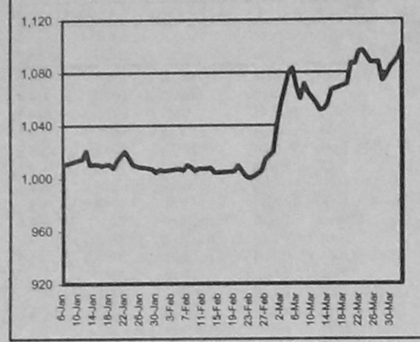

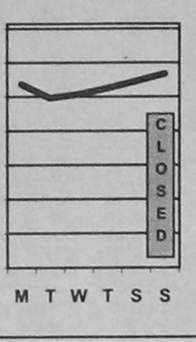

DAY'S MARKET
April 2, 2000

	DSE	CSE
All Share Price Index	519.69	1,098.82
Change in Index (pts)	2.45	7.80
Change in Index (%)	0.47%	0.71%
Market Capitalisation (cr Tk)	4,801.74	4,030.71
Market Capitalisation (mil US$)	1,000.36	839.73
Turnover Volume ('000)	1,273	440
Turnover Value (cr Tk)	8.17	2.65
No. of Issues Traded	165	63
No. of Issues Gained	56	20
No. of Issues Incurred Loss	97	31
No. of Issues Unchanged	12	12
Price Earning Ratio (x)	6.74	6.61
Dividend Yield (%)	7.08	7.22

DAY'S MARKET LEADERS

TURNOVER LEADERS

DSE	Vol '000	Value Tkm	CSE	Vol '000	Value Tkm
1 Sinobangla	266	10.73	1 Sinobangla	223	8.88
2 Ctg. Cement	7	9.37	2 Aramit Cement	39	5.56
3 Confid Cement	16	5.69	3 Ctg. Cement	3	3.82
4 NBL	44	4.23	4 Apex Weaving	28	1.27
5 Beximco Pharma	117	4.05	5 NBL	12	1.13
6 Northern Jute	111	3.51	6 Confid Cement	2	0.86
7 Aramit Cement	26	3.50	7 Samata Leather	7	0.80
8 Meghna Cemnt	17	3.03	8 Beximco Pharma	12	0.40
9 Samata Leather	26	2.96	9 Shine Pukur	5	0.30
10 Square Pharma	3	2.43	10 Meghna Vege	3	0.27

CAPITAL GAINERS

DSE	Vol '000	Change %	CSE	Vol '000	Change %
1 NBL	43.94	18.83	1 NBL	11.84	19.69
2 Jute Spinners	0.02	14.71	2 Prime Bank	0.40	11.11
3 Rupali Bank	0.13	8.46	3 BD Luggage	1.20	10.63
4 Peoples Ins	0.02	6.89	4 Monospool	0.04	5.66
5 5th ICB M Fund	0.01	3.99	5 Padma Tex	0.32	5.19
6 ULC	0.02	3.45	6 Saiham Tex	0.12	3.58
7 Monno Jutex	0.04	3.38	7 Ctg. Cement	3.04	3.50
8 Modern Ind	0.09	3.35	8 Aramit Cement	39.40	3.11
9 Sinobangla	265.50	3.06	9 Gachihata	5.75	2.78
10 Tallu Spinning	0.01	2.94	10 Confid Cement	2.44	2.10

CAPITAL LOSERS

DSE	Vol '000	Change %	CSE	Vol '000	Change %
1 Meghna Vege	19.40	(12.22)	1 TBL	0.01	(50.77)
2 Northern Jute	111.20	(9.46)	2 Alltex Ind	2.30	(4.19)
3 TBL	0.05	(7.17)	3 Meghna Vege	3.45	(3.73)
4 Tamijuddin Tex	0.07	(6.67)	4 BD Lamps	0.02	(2.80)
5 Federal Ins	0.05	(6.55)	5 Wonderland Toys	0.40	(2.51)
6 Rahim Tex	0.21	(6.02)	6 BD Zipper	1.90	(2.42)
7 Apex Weaving	25.05	(5.26)	7 Dynamic Tex	2.14	(2.34)
8 CMC Kamal	0.85	(4.35)	8 Apex Weaving	28.35	(2.19)
9 Renata	0.01	(4.26)	9 Paragon Leather	0.65	(2.03)
10 Karim Pipe	0.15	(2.92)	10 Beximco Synt	0.04	(1.73)

LEAGUE TABLE

Company Name	FV/ML	Market Performance: Dhaka Stock Exchange						Chittagong Stock Exchange				AGM		Financial Performance					
		Vol	Day's High	Day's Low	Day's Closing	Prev. Closing	Net Chg	Vol	Day's Closing	Prev. Closing	Net Chg	Year End	Date	EPS	P/E	DPS	Yield	NAV per Share	Price/ NAV
	Tk/nos	nos	Tk	Tk	Tk	Tk	Tk	nos	Tk	Tk	Tk	YM	D/M/Y	Tk	x	Tk	%	Tk	x
Banks																			
Al-Arafa	1000/1	80	1,126.00	1,121.00	1,124.25	1,125.25	(1.00)	-	-	1,124.50	-	9812	23/8/99	210.82	5.33	150.00	13.34	1,220.00	0.92
Al Baraka Bank	1000/1	-	-	-	-	960.00	-	-	-	-	-	9812	16/9/99	(226.30)	-	-	-	1,129.00	0.85
Arab Bangladesh Bank	100/5	-	-	-	-	89.50	-	-	-	84.50	-	9812	18/12/99	33.77	2.65	-	-	177.02	0.51
City Bank	100/5	5	125.00	125.00	125.00	123.75	1.25	-	-	115.00	-	9812	20/11/99	25.55	4.89	-	-	264.45	0.47
Eastern Bank	100/20	-	-	-	-	112.00	-	-	-	-	-	9712	12/11/98	57.14	1.96	-	-	159.58	0.70
IDLC	100/20	640	464.75	452.00	459.00	454.50	4.50	-	-	490.00	-	9812	10/6/99	31.75	14.46	25.00	5.45	224.02	2.05
IFIC Bank	100/5	-	-	-	-	120.25	-	-	-	97.00	-	9612	5/7/99	23.34	5.15	-	-	196.22	0.61
Islami Bank	1000/1	12	2,390.00	2,374.00	2,379.75	2,351.00	28.75	-	-	2,340.00	-	9812	26/8/99	303.33	7.85	210.00	8.82	4,182.10	0.57
National Bank	100/20	43,940	97.00	81.50	96.25	81.00	15.25	11,840	95.75	80.00	15.75	9812	4/12/99	93.19	1.03	-	-	319.37	0.30
Prime Bank	100/50	5,250	195.00	185.75	189.25	193.25	(4.00)	400	190.00	171.00	19.00	9906	-	38.68	4.89	-	-	154.32	1.23
Pubali Bank	100/5	-	-	-	-	120.00	-	-	-	103.00	-	9812	23/12/99	62.52	1.92	-	-	376.62	0.32
Rupali Bank	100/10	130	72.00	70.00	70.50	65.00	5.50	-	-	75.00	-	9812	11/3/00	(5.96)	-	-	-	143.22	0.49
UCBL	100/5	15	75.00	74.00	74.50	74.75	(0.25)	-	-	65.00	-	9612	27/8/97	34.66	2.15	-	-	198.58	0.38
United Leasing	100/20	20	600.00	600.00	600.00	580.00	20.00	-	-	-	-	9812	20/5/99	63.07	9.51	25.00	4.17	402.91	1.49
Uttara Bank	100/5	40	79.00	79.00	79.00	80.00	(1.00)	-	-	-	-	9812	6/12/99	22.19	3.56	-	-	558.69	0.14
Uttara Finance	100/50	350	174.50	172.50	173.25	170.50	2.75	-	-	166.00	-	9812	22/6/99	15.59	11.11	15.00	8.66	106.71	1.62
Investment																			
1st BSRS MF	100/50	400	55.75	54.00	55.00	54.00	1.00	-	-	55.00	-	9612	-	-	-	-	-	100.00	0.55
1st ICB MF	100/5	-	-	-	-	1,105.00	-	-	-	1,050.00	-	9906	4/11/99	251.63	4.39	100.00	9.05	541.38	2.04
2nd ICB MF	100/5	-	-	-	-	375.00	-	-	-	375.00	-	9906	4/11/99	44.95	8.34	32.00	8.53	156.52	2.40
3rd ICB MF	100/5	-	-	-	-	360.00	-	-	-	335.00	-	9906	4/11/99	37.54	9.59	38.00	10.56	237.32	1.52
4th ICB MF	100/10	30	350.00	345.00	346.50	339.50	7.00	-	-	295.00	-	9906	4/11/99	42.36	8.18	35.00	10.10	178.01	1.95
5th ICB MF	100/10	10	195.50	195.50	195.50	188.00	7.50	-	-	190.00	-	9906	4/11/99	17.35	11.27	20.00	10.23	129.82	1.51
6th ICB MF	100/10	50	145.00	144.50	144.75	144.50	0.25	-	-	142.00	-	9906	4/11/99	8.45	17.13	15.00	10.36	125.55	1.15
7th ICB MF	100/50	-	-	-	-	125.00	-	-	-	112.00	-	9906	4/11/99	13.11	9.53	13.00	10.40	118.53	1.05
8th ICB MF	100/50	100	115.00	115.00	115.00	115.00	-	-	-	106.00	-	9906	4/11/99	13.21	8.71	12.00	10.43	117.81	0.98
ICB	100/5	-	-	-	-	115.00	-	-	-	175.00	-	9906	4/11/99	21.61	5.32	7.00	6.09	297.35	0.39
Engineering																			
Aftab Automobile	100/5	800	195.00	191.00	193.50	192.00	1.50	30	186.00	185.00	1.00	9908	23/12/99	27.79	6.96	16.00	8.27	249.59	0.78
Anwar Galvanizing	100/50	50	127.25	127.25	127.25	128.00	(0.75)	-	-	130.00	-	9906	30/3/00	17.36	7.33	10.00	7.86	114.36	1.11
Atlas Bangladesh	10/50	-	-	-	-	139.00	-	-	-	-	-	9906	30/12/99	19.31	7.20	11.00	7.91	85.78	1.62
Aziz Pipe	100/5	1,150	504.50	496.00	499.00	498.50	0.50	-	-	509.50	-	9812	26/8/99	45.83	10.89	30.00	6.01	562.70	0.89
BD Autocars	100/5	740	65.75	64.50	65.00	66.75	(1.75)	-	-	66.25	-	9706	30/12/97	11.69	5.56	-	-	130.72	0.50
BD Lamps	100/5	225	520.00	517.00	518.50	516.00	2.50	15	520.00	535.00	(15.00)	9812	16/9/99	24.62	21.06	20.00	3.86	248.51	2.09
BEMCO	100/10	-	-	-	-	49.25	-	-	-	-	-	9712	30/12/98	(30.96)	-	-	-	78.67	0.64
Bengal Steel	10/50	-	-	-	-	1,113.70	-	-	-	-	-	9812	25/9/99	(1.23)	-	-	-	(81.47)	-
Eastern Cables	100/5	1,110	97.50	96.75	97.00	97.50	(0.50)	120	97.25	97.50	(0.25)	9806	24/6/99	7.57	12.81	12.00	12.37	168.73	0.57
Karim Pipe	100/5	150	66.50	66.50	66.50	68.50	(2.00)	-	-	-	-	9812	23/12/99	(103.96)	-	-	-	106.73	0.62
Kay & Que	100/50	700	110.50	106.75	107.75	108.75	(1.00)	-	-	107.00	-	9812	30/9/99	(10.94)	-	-	-	110.70	0.97
Metalex Corp.	100/5	-	-	-	-	101.00	-	-	-	-	-	9506	24/4/96	(562.54)	-	-	-	(3,101.00)	-
Monno Jute Stafflier	100/5	-	-	-	-	240.00	-	-	-	-	-	9812	29/11/99	18.26	13.14	20.00	8.33	225.57	1.06
Monno Jutex	100/5	40	730.00	700.00	710.75	687.50	23.25	-	-	-	-	9906	28/11/99	78.24	9.08	50.00	7.03	745.08	0.95
National Tubes	100/10	640	610.00	577.00	585.50	571.75	13.75	-	-	-	-	9806	21/4/99	108.33	5.40	30.00	5.12	(11.28)	-
Olympic Industries	100/5	3,235	108.00	105.50	106.75	107.50	(0.75)	100	108.00	108.00	-	9703	22/12/97	19.22	5.55	20.00	18.74	184.61	0.58
Quasem Drycell	10/50	10,900	13.60	13.50	13.50	13.60	(0.10)	8,950	13.50	13.50	-	9906	23/12/99	1.11	12.16	1.00	7.41	28.42	0.48
Rangpur Foundry	10/500	53,500	13.90	13.70	13.70	13.80	(0.10)	14,000	13.70	13.80	(0.10)	9809	-	1.32	10.38	-	-	12.88	1.06
Renwick Jajnes.	100/5	-	-	-	-	61.25	-	-	-	-	-	9906	28/12/99	(56.25)	-	-	-	100.75	0.61
Singer Bangladesh	100/5	530	1,175.00	1,145.00	1,165.50	1,170.50	(5.00)	-	-	-	-	9902	19/5/99	91.99	12.67	100.00	8.58	156.05	7.47
Thai Aluminum	100/10	130	305.00	290.00	301.75	295.00	6.75	-	-	250.00	-	9812	16/9/99	22.39	13.48	20.00	6.63	147.48	2.05
Wonderland Toys	100/50	1,000	49.50	48.00	48.50	48.25	0.25	400	48.50	49.75	(1.25)	9906	30/12/99	(12.87)	-	-	-	74.90	0.65
Food & Allied																			
AB Biscuit	100/5	-	-	-	-	165.00	-	-	-	-	-	9506	30/12/95	(26.78)	-	-	-	238.76	0.69
Alpha Tobacco	10/50	250	59.50	55.00	56.50	55.60	0.90	-	-	60.50	-	9909	29/3/00	5.00	11.30	4.25	7.52	78.71	0.72
Amam Sea Food	100/5	-	-	-	-	289.50	-	-	-	-	-	9906	30/11/99	(44.72)	-	-	-	(26.71)	-
AMCL (Pran)	100/10	2,060	305.00	296.25	298.00	300.00	(2.00)	20	300.00	295.00	5.00	9906	9/12/99	41.33	7.21	20.00	6.71	237.58	1.25
Apex Food	100/5	725	345.00	334.25	339.75	334.75	5.00	50	334.00	338.00	(4.00)	9906	29/11/99	(50.16)	-	-	-	626.66	0.54
Bangas	100/5	60	165.00	164.00	164.50	160.75	3.75	-	-	-	-	9906	3/12/99	20.19	8.15	15.00	9.12	151.49	1.09
BD Plantation	100/5	-	-	-	-	456.00	-	-	-	-	-	9906	3/12/99	(256.12)	-	-	-	302.11	1.51
Bengal Biscuit	100/20	2,120	63.50	62.75	62.75	63.25	(0.50)	1,940	63.25	63.25	-	9806	28/6/99	4.97	12.63	-	-	239.29	0.26
Beximco Fisheries	100/20	700	72.00	72.00	72.00	72.75	(0.75)	20	71.00	72.00	(1.00)	9812	7/12/99	8.17	8.81	5.00	6.94	136.00	0.53
Bionic Seafood	10/500	10,500	12.20	12.10	12.10	12.10	-	-	-	-	-	9903	-	1.67	7.25	-	-	13.22	0.92
BLTC	100/5	-	-	-	-	1,000.00	-	-	-	-	-	9812	29/8/99	44.40	22.52	30.00	3.00	1,498.90	0.67
BATBC	10/50	-	-	-	-	99.90	-	50	98.00	99.00	(1.00)	9812	17/5/99	12.59	7.93	9.00	9.01	39.22	2.55
Chittagong Vegetable	100/10	1,030	90.50	86.00	88.75	87.75	1.00	120	88.00	89.25	(1.25)	9906	30/12/99	(1.08)	-	8.00	9.01	225.49	0.39
Dhaka Fisheries	100/50	2,450	113.75	111.00	111.50	112.75	(1.25)	-	-	117.25	-	9906	23/12/99	3.78	29.50	5.00	4.48	115.78	0.96
Dhaka Vegetable	100/5	2,540	45.25	41.50	42.50	43.00	(0.50)	-	-	-	-	9506	10/9/97	(5.33)	-	-	-	108.80	0.39
EL Camelia	100/5	-	-	-	-	720.00	-	-	-	-	-	9812	18/9/99	118.32	6.09	-	-	(61.68)	-
Gachihata	100/50	1,600	36.25	35.50	35.75	36.25	(0.50)	5,750	37.00	36.00	1.00	9906	22/12/99	(14.85)	-	-	-	117.55	0.30
Gemini Sea Food	100/5	-	-	-	-	111.00	-	-	-	-	-	9909	26/12/99	(41.17)	-	-	-	108.50	1.02
Gulf Foods	100/50	1,400	125.00	123.00	124.50	124.50	-	-	-	125.00	-	9906	28/12/99	14.58	8.54	10.00	8.03	104.17	1.20
Hill Plantation	100/5	-	-	-	-	700.00	-	-	-	-	-	9906	3/12/99	(70.29)	-	-	-	360.43	1.94
Meghna Shrimp	100/20	5,520	83.50	82.50	82.50	82.75	(0.25)	940	82.50	82.75	(0.25)	9812	26/12/99	10.54	7.83	12.00	14.55	113.23	0.73
Meghna Vegetable Oil	100/50	19,400	95.50	73.00	79.00	90.00	(11.00)	3,450	77.50	80.50	(3.00)	9806	30/12/98	16.04	4.93	15.00	18.99	175.56	0.45
Modern Industries	100/5	90	63.75	58.25	61.75	59.75	2.00	-	-	-	-	9812	15/5/99	(15.43)	-	-	-	35.43	1.33
Mona Food	100/50	250	73.50	72.25	72.75	73.50	(0.75)	-	-	73.50	-	9906	30/12/99	0.87	83.62	-	-	110.11	0.66
NTC	100/5	1,170	870.00	800.00	808.25	795.50	12.75	-	-	605.00	-	9812	21/4/99	68.57	11.79	32.00	3.96	454.08	1.78
Rabeya Flour	10/50	-	-	-	-	8.10	-	-	-	-	-	9812	16/9/99	1.28	6.33	-	-	9.21	0.88
Rahima Food Corp.	100/50	1,450	36.75	36.25	36.25	37.00	(0.75)	-	-	37.00	-	9906	30/12/99	(10.24)	-	-	-	109.11	0.33
Raspit Food	10/500	3,500	15.50	15.40	15.40	15.70	(0.30)	-	-	16.00	-	9612	30/10/97	1.18	13.05	-	-	360.43	1.52
Rupon Oil	10/100	-	-	-	-	16.00	-	-	-	14.00	-	9706	12/8/98	0.11	145.45	-	-	32.14	0.50
Shyampur Sugar Mills	10/100	3,300	5.60	5.50	5.50	5.60	(0.10)	-	-	-	-	9806	24/6/99	(75.75)	-	-	-	10.00	0.55
Tripti Industries	100/5	410	63.50	63.00	63.00	63.75	(0.75)	-	-	64.00	-	9608	-	4.74	13.29	10.00	15.87	110.00	0.57
Tulip Dairy	100/5	2,680	134.25	131.25	133.50	131.25	2.25	-	-	-	-	9306	30/3/95	(35.14)	-	-	-	53.99	2.47
Yousuf Flour	10/50	-	-	-	-	13.00	-	-	-	-	-	9906	29/12/99	0.01	#####	-	-	(2.27)	-
Zeal Bangla	10/50	6,100	6.90	6.80	6.80	6.90	(0.10)	-	-	-	-	9806	10/10/99	(2.72)	-	-	-	10.85	0.63
Fuel & Power																			
BD Welding	10/500	47,500	12.00	11.90	11.90	11.90	-	500	11.90	11.90	-	9812	-	0.31	38.39	-	-	13.70	0.87
BOC	10/50	600	98.50	97.50	97.80	99.40	(1.60)	-	-	100.00	-	9909	5/2/00	9.60	10.19	4.00	4.09	53.68	1.82
Eastern Lubricant	10/50	3,000	138.00	138.00	138.00	137.50	0.50	-	-	-	-	9806	18/3/99	5.64	24.47	3.50	2.54	42.42	3.25
National Oxyg	100/10	760	38.00	35.00	36.25	37.25	(1.00)	-	-	73.00	-	9606	30/6/97	(1,110.86)	-	-	-	(337.60)	-
Padma Oil	10/50	2,100	135.50	135.00	135.40	136.00	(0.60)	-	-	130.00	-	9906	23/3/00	19.57	6.92	5.00	3.69	95.14	1.42
Jute																			
Ahad Jute	100/10	-	-	-	-	100.00	-	-	-	-	-	9906	26/12/99	2.71	36.90	-	-	103.64	0.96
Islam Jute	100/5	-	-	-	-	110.00	-	-	-	-	-	9906	29/12/19	(329.62)	-	-	-	802.09	0.14
Jute Spinners	100/5	20	120.00	110.00	115.00	100.25	14.75	-	-	-	-	9906	30/3/00	6.11	18.82	-	-	553.43	0.21
Mutual Jute	100/5	-	-	-	-	143.00	-	-	-	-	-	9906	26/12/99	(35.18)	-	-	-	3,586.10	0.04
Northern Jute	10/200	111,200	35.40	31.30	31.60	34.90	(3.30)	-	-	-	-	9906	7/12/99	(3.50)	-	-	-	6.95	4.55
Saleh Carpet	10/200	11,200	4.10	4.00	4.00	4.10	(0.10)	-	-	-	-	9612	22/12/97	(12.81)	-	-	-	(104.30)	-
Sonali Aansh	100/5	-	-	-	-	189.75	-	-	-	-	-	9906	23/12/99	93.23	2.04	-	-	257.25	0.74
Textile																			
Al-Haj Textile	10/50	-	-	-	-	10.00	-	-	-	-	-	9906	29/12/99	(0.13)	-	-	-	86.07	0.12
Alltex Industries	100/50	3,850	53.50	51.50	51.75	53.00	(1.25)	2,300	51.50	53.75	(2.25)	9906	23/12/99	12.27	4.22	-	-	135.08	0.38
Anlima Yarn Dyeing	100/50	850	100.25	99.50	99.75	99.50	0.25	-	-	98.75	-	9906	9/12/99	17.96	5.55	12.00	12.03	111.19	0.90
Apex Spinning	100/20	260	100.00	98.50	99.75	100.00	(0.25)	-	-	98.00	-	9903	29/11/99	25.78	3.87	10.00	10.03	168.35	0.59

LEAGUE TABLE

Company Name	FV/ML	Market Performance: Dhaka Stock Exchange						Chittagong Stock Exchange				AGM		Financial Performance					
		Vol	Day's High	Day's Low	Day's Closing	Prev. Closing	Net Chg	Vol	Day's Closing	Prev. Closing	Net Chg	Year End	Date	EPS	P/E	DPS	Yield	NAV per Share	Price/ NAV
	Tk/nos	nos	Tk	Tk	Tk	Tk	Tk	nos	Tk	Tk	Tk	YM	D/M/Y	Tk	x	Tk	%	Tk	x
Pharma & Chemical																			
ACI	10/50	19,400	32.20	31.80	32.00	31.70	0.30	3,650	31.90	31.60	0.30	9812	20/5/99	3.26	9.82	2.50	7.81	30.87	1.04
Ambee Pharma	10/50	2,600	33.30	33.00	33.00	33.30	(0.30)	-	-	31.20	-	9812	9/9/99	1.04	31.73	1.00	3.03	11.51	2.87
Bangla Process	100/5	45	90.75	90.00	90.50	90.25	0.25	-	-	-	-	9906	30/12/99	8.07	11.21	-	-	101.57	0.89
BCIL	100/10	4,920	87.25	84.00	84.50	86.25	(1.75)	300	84.75	84.00	0.75	9806	17/12/98	12.85	6.58	10.00	11.83	146.68	0.58
Beximco Infusions	100/10	1,070	247.00	244.00	245.50	244.25	1.25	-	-	280.00	-	9812	4/12/99	47.67	5.15	10.00	4.07	197.71	1.24
Beximco Pharma	10/50	116,700	35.10	34.60	34.70	34.70	-	11,600	34.50	34.70	(0.20)	9812	9/12/99	8.46	4.10	1.50	4.32	69.83	0.50
Beximco Synthetics	100/20	8,840	130.50	127.75	128.25	128.50	(0.25)	40	127.75	130.00	(2.25)	9812	7/12/99	38.17	3.36	10.00	7.80	155.78	0.82
Glaxo Bangladesh	10/50	-	-	-	-	107.50	-	-	-	-	-	9812	20/5/99	6.56	16.39	3.00	2.79	45.60	2.36
Imam Button	100/50	2,800	98.75	96.25	96.25	98.00	(1.75)	600	97.00	97.75	(0.75)	9906	30/12/99	7.51	12.82	8.00	8.31	100.83	0.95
JH Chemical	100/50	500	78.50	78.50	78.50	79.25	(0.75)	1,200	77.00	78.00	(1.00)	9712	-	-	-	-	-	100.00	0.79
Kohinoor Chemicals	100/5	170	72.50	71.25	72.00	71.00	1.00	-	-	72.00	-	9406	27/2/95	(7.77)	-	-	-	(270.20)	-
Libra Pharma	100/20	-	-	-	-	246.50	-	-	-	250.50	-	9906	9/12/99	32.86	7.50	15.00	6.09	397.23	0.62
National Polymer	100/10	50	155.00	150.00	153.75	156.00	(2.25)	-	-	167.25	-	9706	29/9/97	38.82	3.96	20.00	13.01	169.44	0.91
Orion Infusion	100/20	-	-	-	-	40.75	-	-	-	34.43	-	9606	3/2/97	8.09	5.04	17.00	41.72	102.38	0.40
Perfume Chemical	100/50	2,000	48.00	47.25	47.50	48.75	(1.25)	450	48.00	48.25	(0.25)	9806	30/4/98	1.62	29.32	-	-	108.11	0.44
Petro Synthetic	10/50	-	-	-	-	14.00	-	-	-	-	-	9812	30/9/99	(15.71)	-	-	-	(70.29)	-
Pharma Aids	100/5	-	-	-	-	81.00	-	-	-	-	-	9806	27/12/98	(2.83)	-	-	-	114.78	0.71
Pharmaco	100/5	3,160	67.50	65.50	65.75	66.00	(0.25)	-	-	-	-	9806	31/3/99	3.55	18.52	-	-	61.34	1.07
Rahman Chemicals	100/10	2,480	43.00	40.75	41.25	41.75	(0.50)	-	-	-	-	9812	30/9/99	(1.98)	-	-	-	100.00	0.41
Reckitt & Colman	10/50	650	73.50	73.00	73.10	72.50	-	-	-	74.00	-	9901	17/5/99	5.15	14.19	3.00	4.10	28.54	2.56
Renata	100/5	10	450.00	450.00	450.00	470.00	(20.00)	-	-	-	-	9812	16/6/99	45.77	9.83	25.00	5.56	635.89	0.71
Square Pharma	100/20	2,880	847.00	821.00	843.00	822.00	21.00	120	836.00	820.00	16.00	9903	21/10/99	146.48	5.76	55.00	6.52	758.97	1.10
TBL	100/5	50	52.00	51.50	51.75