The Daily Star BUSINESS

DHAKA TUESDAY, MARCH 21, 2000

STAR 50 Index — 75.39

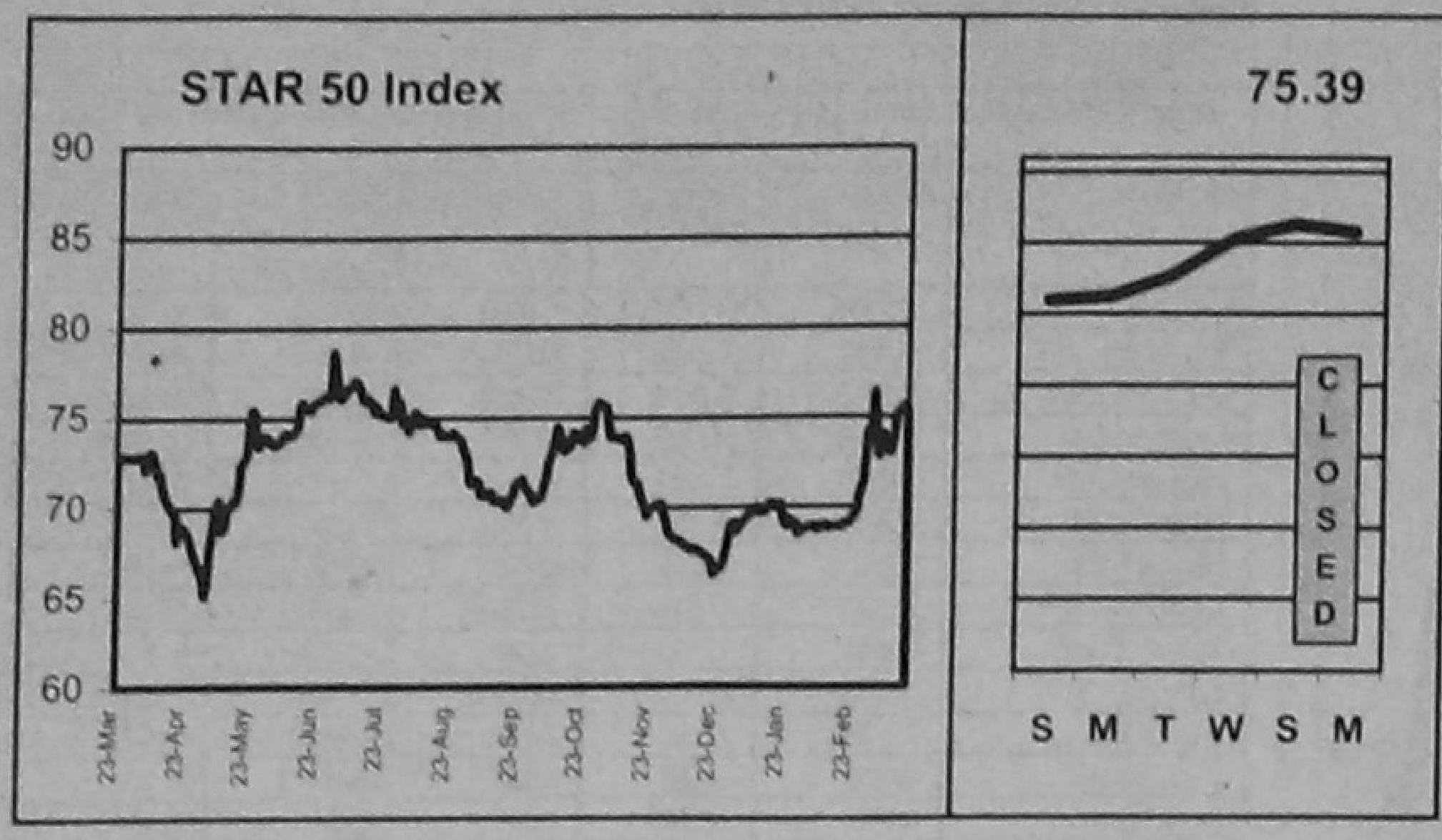

DAY'S MARKET
March 20, 2000

	DSE	CSE
All Share Price Index	513.09	1,087.24
Change in Index (pts)	(1.75)	16.00
Change in Index (%)	-0.34%	1.49%
Market Capitalisation (cr Tk)	4,700.42	3,902.05
Market Capitalisation (mil US$)	979.25	812.93
Turnover Volume ('000)	1,153	449
Turnover Value (cr Tk)	5.15	2.09
No. of Issues Traded	150	47
No. of Issues Gained	32	8
No. of Issues Incurred Loss	104	32
No. of Issues Unchanged	14	7
Price Earning Ratio (x)	6.79	6.67
Dividend Yield (%)	7.09	7.25

Fifty companies have been chosen for calculation of the **STAR 50 Index** based on their market capitalisation, liquidity, free float and corporate track record. The **Base Period** for the Index is **August 10, 1998**. The calculation has been done according to the widely used International Finance Corporation formula.

DSE All Share Price Index — 513.09

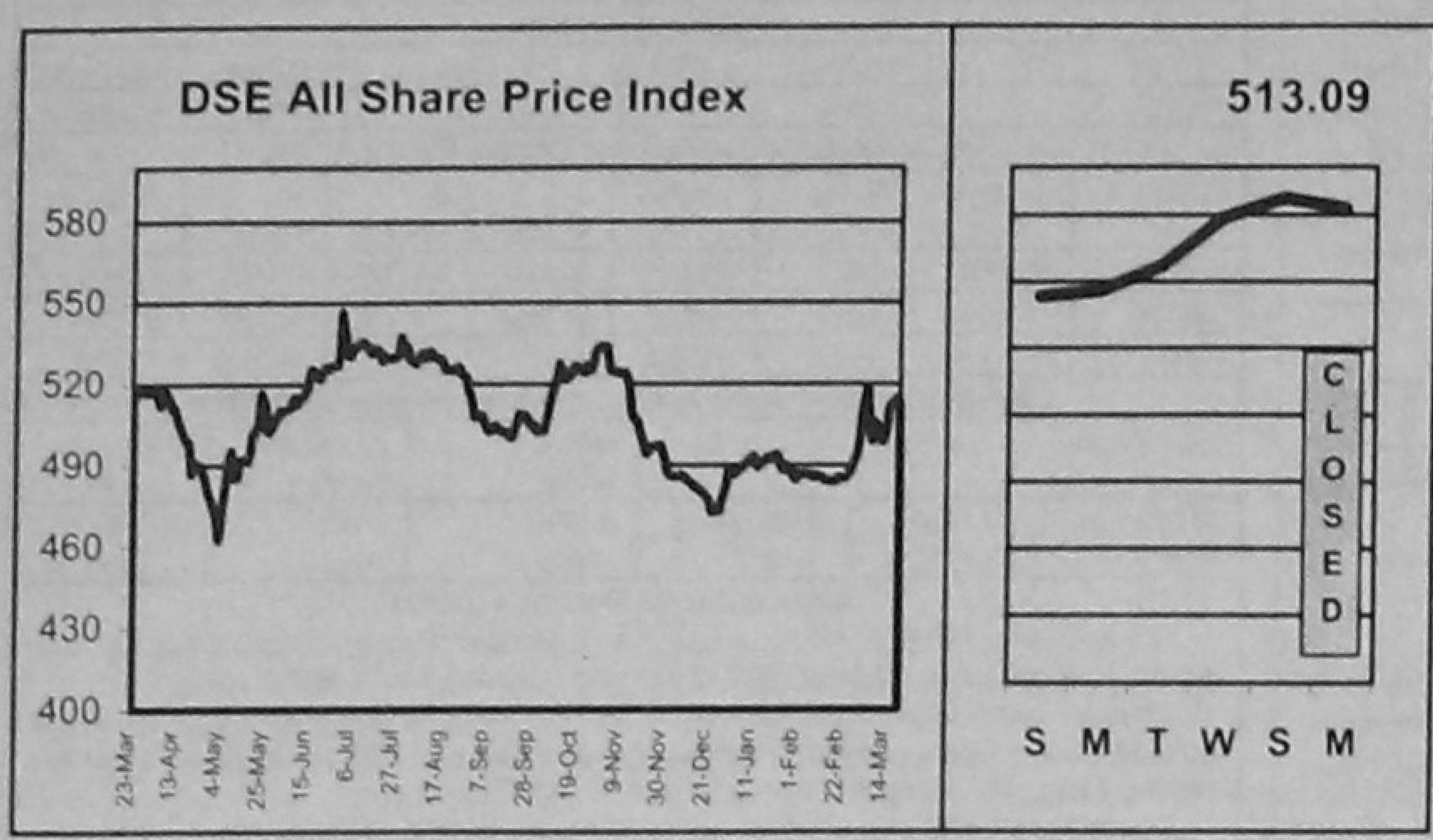

CSE All Share Price Index — 1,087.24

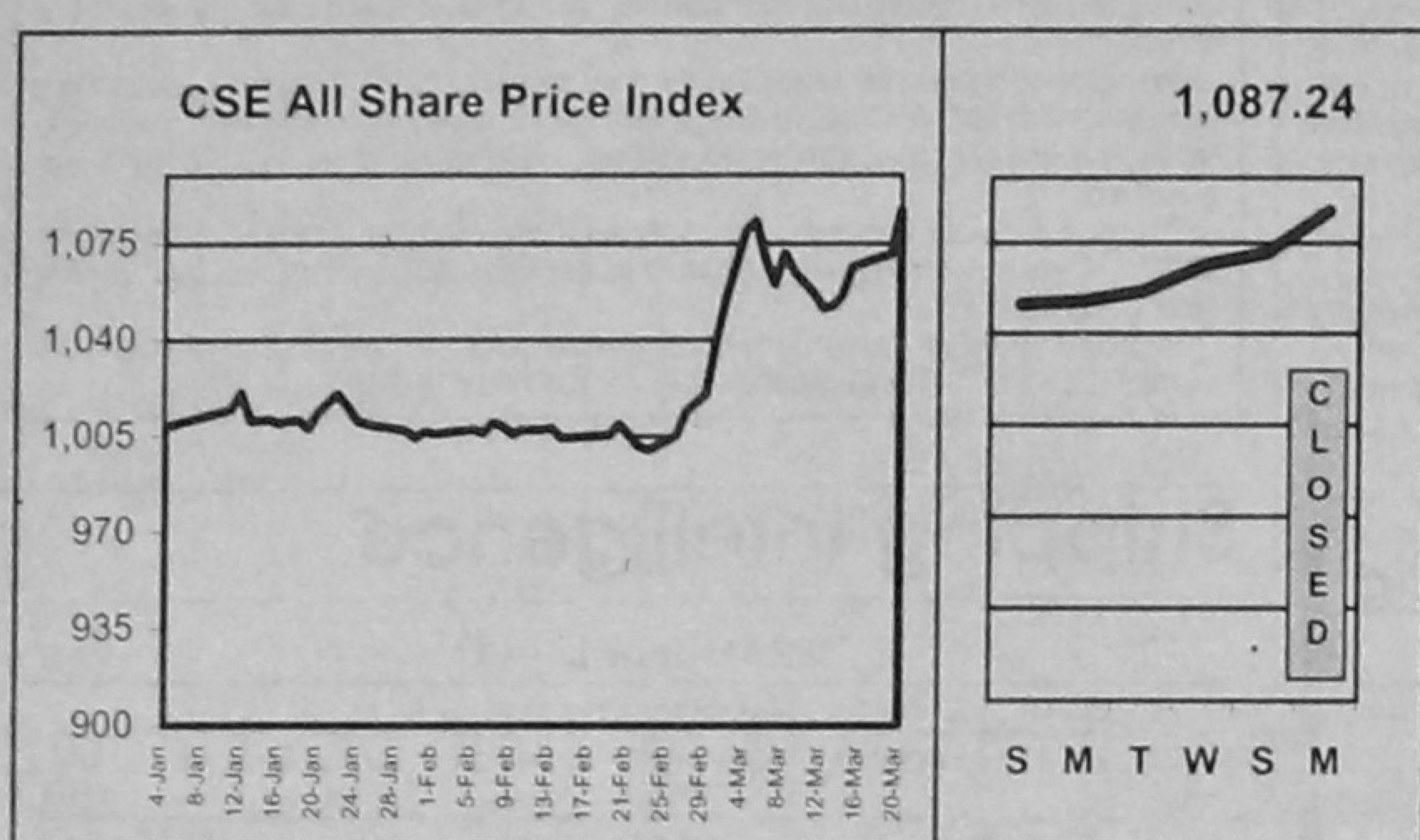

DAY'S MARKET LEADERS

TURNOVER LEADERS

DSE	Vol '000	Value Tkm	CSE	Vol '000	Value Tkm
1 Beximco Pharma	151	5.35	1 Imam Button	34	3.54
2 Sinobangla	128	4.46	2 Samata Leather	25	3.03
3 Imam Button	42	4.38	3 Sinobangla	83	2.92
4 Confid Cement	11	3.59	4 Ctg. Cement	2	2.45
5 Ranfoundry	254	3.55	5 Shine Pukur	35	2.07
6 Samata Leather	22	2.67	6 Beximco Pharma	54	1.91
7 Shine Pukur	33	1.95	7 Quasem Drycell	103	1.43
8 Ctg. Cement	2	1.95	8 J H Chemi	15	1.31
9 M Hossain Gar	28	1.47	9 Ranfoundry	50	0.70
10 BD Zipper	14	1.00	10 BD Zipper	3	0.19

CAPITAL GAINERS

DSE	Vol '000	Change %	CSE	Vol '000	Change %
1 Karim Pipe	0.05	9.51	1 BATBC	0.50	13.94
2 N Polymer	1.96	8.05	2 Chittagong Vege	0.02	10.59
3 Renwick Jaj	0.11	7.94	3 Sinobangla	82.50	7.60
4 TBL	0.01	7.07	4 Monno Cera	0.01	2.56
5 Sinobangla	127.50	6.06	5 Excelsior Shoe	0.20	1.45
6 IDLC	0.08	4.56	6 Monospool	0.60	1.38
7 BGIC	0.18	4.36	7 Ctg. Cement	2.34	1.04
8 STM.	0.01	3.75	8 Aramit Ltd	0.50	0.75
9 6th ICB M Fund	0.21	3.17	9	-	-
10 Ambee Pharma	2.85	2.81	10	-	-

CAPITAL LOSERS

DSE	Vol '000	Change %	CSE	Vol '000	Change %
1 BEMCO	0.16	(18.68)	1 BCIL	0.19	(8.80)
2 Rahman Chemi	6.54	(15.63)	2 BD Zipper	2.75	(4.10)
3 National Oxygen	2.48	(14.72)	3 J H Chemi	15.20	(3.89)
4 Sonali Paper	2.50	(9.02)	4 Olympic	0.11	(3.72)
5 BCIL	8.49	(7.00)	5 GEM Knit	0.25	(3.10)
6 M Hossain Gar	28.20	(6.73)	6 Gulf Food	0.20	(2.99)
7 EL Camellia	0.01	(5.88)	7 Gachihata	0.75	(2.63)
8 Tallu Spinning	0.05	(5.86)	8 Apex Tannery	0.22	(2.40)
9 Gemini Sea Food	0.11	(5.27)	9 BD Dyeing	0.02	(2.35)
10 GEM Knit	3.05	(5.17)	10 Perfume Chemi	0.10	(1.98)

LEAGUE TABLE

Company Name	FV/ML Tk/nos	Market Performance: Dhaka Stock Exchange Vol nos	Day's High Tk	Day's Low Tk	Day's Closing Tk	Prev. Closing Tk	Net Chg Tk	Chittagong Stock Exchange Vol nos	Day's Closing Tk	Prev. Closing Tk	Net Chg Tk	AGM Year End YM	Date D/M/Y	Financial Performance EPS Tk	P/E x	DPS Tk	Yield %	NAV per Share Tk	Price NAV x
Banks																			
Al-Arafa	1000/1	60	1,122.00	1,111.00	1,118.25	1,121.50	(3.25)	-	-	1,030.00	-	9812	23/8/99	210.82	5.30	150.00	13.41	1,220.00	0.92
Al Baraka Bank	1000/1	1	960.00	960.00	960.00	960.00	-	-	-	-	-	9812	16/9/99	(226.30)	-	-	-	1,129.00	0.85
Arab Bangladesh Bank	100/5	20	87.00	87.00	87.00	87.00	-	-	-	84.50	-	9812	18/12/99	33.77	2.58	-	-	177.02	0.49
City Bank	100/5	-	-	-	-	115.00	-	-	-	115.00	-	9812	20/11/99	25.55	4.50	-	-	264.45	0.43
Eastern Bank	100/20	-	-	-	-	110.00	-	-	-	-	-	9712	12/11/98	57.14	1.93	-	-	159.58	0.69
IDLC	100/20	80	460.00	457.00	458.25	438.25	20.00	-	-	490.00	-	9812	10/6/99	31.75	14.43	25.00	5.46	224.02	2.05
IFIC Bank	100/5	200	114.00	114.00	114.00	112.75	1.25	-	-	97.00	-	9612	5/7/99	23.34	4.88	-	-	196.22	0.58
Islami Bank	1000/1	7	2,340.00	2,339.00	2,339.50	2,305.00	34.50	-	-	2,300.00	-	9812	26/8/99	303.33	7.71	210.00	8.98	4,182.10	0.56
National Bank	100/20	420	69.50	68.50	68.75	69.00	(0.25)	600	69.50	69.75	(0.25)	9812	4/12/99	93.19	0.74	-	-	319.37	0.22
Pubali Bank	100/5	10	120.00	120.00	120.00	124.00	(4.00)	-	-	103.00	-	9812	23/12/99	62.52	1.92	-	-	376.62	0.32
Rupali Bank	100/10	-	-	-	-	66.00	-	-	-	75.00	-	9812	11/3/00	(5.96)	-	-	-	143.22	0.46
UCBL	100/5	-	-	-	-	68.50	-	-	-	66.50	-	9612	27/8/97	34.66	1.98	-	-	198.58	0.34
United Leasing	100/20	-	-	-	-	570.00	-	-	-	-	-	9812	20/5/99	63.07	9.04	25.00	4.39	402.91	1.41
Uttara Bank	100/5	20	78.50	78.50	78.50	78.50	-	-	-	-	-	9812	6/12/99	22.19	3.54	-	-	558.69	0.14
Uttara Finance	100/50	800	174.00	169.50	172.00	169.75	2.25	-	-	150.00	-	9812	22/6/99	15.59	11.03	15.00	6.72	106.71	1.61
Investment																			
1st BSRS MF	100/50	-	-	-	-	54.75	-	-	-	50.00	-	9612	-	-	-	-	-	100.00	0.55
1st ICB MF	100/5	-	-	-	-	1,105.00	-	-	-	1,050.00	-	9906	4/11/99	251.63	4.39	100.00	9.05	541.38	2.04
2nd ICB MF	100/5	-	-	-	-	360.00	-	-	-	425.00	-	9906	4/11/99	44.95	8.01	32.00	8.89	156.52	2.30
3rd ICB MF	100/5	-	-	-	-	354.50	-	-	-	320.00	-	9906	4/11/99	37.54	9.44	38.00	10.72	237.32	1.49
4th ICB MF	100/10	-	-	-	-	339.25	-	-	-	306.75	-	9906	4/11/99	42.36	8.01	35.00	10.32	178.01	1.91
5th ICB MF	100/10	-	-	-	-	188.50	-	-	-	211.00	-	9906	4/11/99	17.35	10.86	20.00	10.61	129.82	1.45
6th ICB MF	100/10	210	148.00	136.00	138.25	134.00	4.25	-	-	130.00	-	9906	4/11/99	8.45	16.36	15.00	10.85	125.55	1.10
7th ICB MF	100/50	-	-	-	-	115.50	-	-	-	112.00	-	9906	4/11/99	13.11	8.81	13.00	11.26	118.53	0.97
8th ICB MF	100/50	400	110.00	110.00	110.00	110.25	(0.25)	-	-	106.00	-	9906	4/11/99	13.21	8.33	12.00	10.91	117.81	0.93
ICB	100/5	-	-	-	-	115.00	-	-	-	175.00	-	9906	4/11/99	21.61	5.32	7.00	6.09	297.35	0.39
Engineering																			
Aftab Automobile	100/5	125	182.00	177.25	180.50	180.00	0.50	-	-	180.00	-	9908	23/12/99	27.79	6.50	16.00	8.86	249.59	0.72
Anwar Galvanizing	100/50	100	129.00	129.00	129.00	128.25	0.75	-	-	130.00	-	9806	28/4/99	2.16	59.72	15.00	11.63	113.00	1.14
Atlas Bangladesh	10/50	-	-	-	-	131.10	-	-	-	-	-	9906	30/12/99	19.31	6.79	11.00	8.39	85.78	1.53
Aziz Pipe	100/5	60	505.00	500.00	502.00	507.25	(5.25)	-	-	500.00	-	9812	26/8/99	45.83	10.95	30.00	5.98	562.70	0.89
BD Autocars	100/5	200	65.75	65.50	65.50	67.00	(1.50)	-	-	66.25	-	9706	30/12/97	11.69	5.60	-	-	130.72	0.50
BD Lamps	100/5	460	535.00	515.00	520.75	530.25	(9.50)	-	-	510.00	-	9812	16/9/99	24.62	21.15	20.00	3.84	248.51	2.10
BEMCO	100/10	160	62.00	54.75	55.50	68.25	(12.75)	-	-	-	-	9712	30/12/98	(30.96)	-	-	-	76.67	0.72
Bengal Steel	10/50	-	-	-	-	1,113.70	-	-	-	-	-	9812	25/9/99	(1.23)	-	-	-	(81.47)	-
Eastern Cables	100/5	840	99.75	98.50	99.00	99.00	-	180	99.25	99.25	-	9806	24/6/99	7.57	13.08	12.00	12.12	168.73	0.59
Karim Pipe	100/5	50	72.00	72.00	72.00	65.75	6.25	-	-	-	-	9812	23/12/99	(103.96)	-	-	-	106.73	0.67
Kay & Que	100/50	350	112.00	108.50	110.00	111.00	(1.00)	-	-	107.00	-	9812	30/9/99	(10.94)	-	-	-	110.70	0.99
Metalex Corp.	100/5	-	-	-	-	95.25	-	-	-	-	-	9506	24/4/96	(562.54)	-	-	-	(3,101.00)	-
Monno Jute Stafller	100/5	-	-	-	-	220.00	-	-	-	-	-	9812	29/11/99	18.26	12.05	20.00	9.09	225.57	0.98
Monno Jutex	100/5	-	-	-	-	707.50	-	-	-	-	-	9906	28/11/99	78.24	9.04	50.00	7.07	745.08	0.95
National Tubes	100/10	10	580.00	580.00	580.00	570.00	10.00	-	-	-	-	9806	21/4/99	108.33	5.35	30.00	5.17	(11.28)	-
Olympic Industries	100/5	8,900	114.00	110.00	110.25	112.50	(2.25)	110	110.00	114.25	(4.25)	9703	22/12/97	19.22	5.74	20.00	18.14	184.61	0.60
Quasem Drycell	10/50	27,800	14.00	13.70	13.70	14.00	(0.30)	102,650	13.90	14.10	(0.20)	9906	23/12/99	1.11	12.34	1.00	7.30	28.42	0.48
Rangpur Foundry	10/500	253,500	14.30	14.00	14.00	14.30	(0.30)	50,000	14.00	14.20	(0.20)	9809	-	1.32	10.61	-	-	12.68	1.09
Renwick Jajnes	100/5	110	68.00	68.00	68.00	63.00	5.00	-	-	-	-	9906	28/12/99	(56.25)	-	-	-	100.75	0.67
Singer Bangladesh	100/5	590	1,410.00	1,357.00	1,369.25	1,378.50	(9.25)	-	-	-	-	9902	19/5/99	91.99	14.88	100.00	7.30	156.05	8.77
Thai Aluminum	100/10	10	279.00	279.00	279.00	273.50	5.50	-	-	250.00	-	9812	16/9/99	22.39	12.46	20.00	7.17	147.48	1.89
Wonderland Toys	100/50	650	50.00	49.50	49.75	50.75	(1.00)	-	-	50.00	-	9906	30/12/99	(12.87)	-	-	-	74.90	0.66
Food & Allied																			
AB Biscuit	100/5	-	-	-	-	165.00	-	-	-	-	-	9506	30/12/95	(26.78)	-	-	-	238.76	0.69
Alpha Tobacco	10/50	100	67.90	61.50	64.60	65.00	(0.40)	-	-	60.50	-	9810	9/4/99	7.32	8.83	5.25	8.13	77.96	0.83
Amam Sea Food	100/5	-	-	-	-	281.25	-	-	-	-	-	9906	30/11/99	(44.72)	-	-	-	(26.71)	-
AMCL (Pran)	100/10	1,320	301.00	295.00	296.75	301.75	(5.00)	-	-	289.25	-	9906	9/12/99	41.33	7.18	20.00	6.74	237.58	1.25
Apex Food	100/5	1,720	347.00	327.00	331.50	337.25	(5.75)	-	-	335.00	-	9906	29/11/99	(50.16)	-	-	-	626.66	0.53
Bangas	100/5	100	165.00	165.00	165.00	173.50	(8.50)	-	-	-	-	9906	3/12/99	20.19	8.17	15.00	9.09	151.49	1.09
BD Plantation	100/5	-	-	-	-	456.00	-	-	-	-	-	9906	3/12/99	(256.12)	-	-	-	302.11	1.51
Bengal Biscuit	100/20	6,500	64.50	62.75	62.75	64.25	(1.50)	1,220	63.75	64.25	(0.50)	9806	28/6/99	4.97	12.63	-	-	239.29	0.26
Beximco Fisheries	100/20	880	73.25	72.50	72.75	74.25	(1.50)	-	-	75.75	-	9812	7/12/99	8.17	8.90	5.00	6.87	136.00	0.53
Bionic Seafood	10/500	15,500	12.50	12.30	12.40	12.30	0.10	-	-	-	-	9903	-	1.67	7.43	-	-	13.22	0.94
BLTC	100/5	-	-	-	-	1,000.00	-	-	-	-	-	9812	29/8/99	44.40	22.52	30.00	3.00	1,498.90	0.67
BATBC	10/50	4,400	104.50	101.40	102.50	101.80	0.70	500	112.00	98.30	13.70	9812	17/5/99	12.59	8.14	9.00	8.78	39.22	2.61
Chittagong Vegetable	100/10	240	89.00	88.00	88.50	87.75	0.75	20	94.00	85.00	9.00	9906	30/12/99	(1.08)	-	8.00	9.04	225.49	0.39
Dhaka Fisheries	100/50	300	121.75	117.00	118.00	118.75	(0.75)	-	-	115.25	-	9906	23/12/99	3.78	31.22	5.00	4.24	115.78	1.02
Dhaka Vegetable	100/5	-	-	-	-	38.75	-	-	-	-	-	9506	10/9/97	(5.33)	-	-	-	108.80	0.36
EL Camelia	100/5	5	800.00	800.00	800.00	850.00	(50.00)	-	-	-	-	9812	18/9/99	118.32	6.76	-	-	(61.68)	-
Gachihata	100/50	1,200	36.75	36.00	36.25	37.50	(1.25)	750	37.00	38.00	(1.00)	9906	22/12/99	(14.85)	-	-	-	117.55	0.31
Gemini Sea Food	100/5	110	122.75	120.00	121.25	128.00	(6.75)	-	-	-	-	9909	26/12/99	(41.17)	-	-	-	108.50	1.12
Gulf Foods	100/50	2,100	130.25	128.00	128.25	130.00	(1.75)	200	130.00	134.00	(4.00)	9906	28/12/99	14.58	8.80	10.00	7.80	104.17	1.23
Hill Plantation	100/5	-	-	-	-	700.00	-	-	-	-	-	9906	3/12/99	(70.29)	-	-	-	360.43	1.94
Meghna Shrimp	100/20	4,180	84.25	82.50	82.75	83.50	(0.75)	200	83.50	83.75	(0.25)	9812	26/12/99	10.54	7.85	12.00	14.50	113.23	0.73
Meghna Vegetable Oil	100/50	50	65.00	65.00	65.00	65.00	-	-	-	67.00	-	9806	30/12/98	16.04	4.05	15.00	23.08	175.56	0.37
Modern Industries	100/5	-	-	-	-	66.25	-	-	-	-	-	9812	15/5/99	(15.43)	-	-	-	35.43	1.87
Mona Food	100/50	900	76.75	75.00	75.75	76.50	(0.75)	200	78.50	79.25	(0.75)	9906	30/12/99	0.87	87.07	-	-	110.11	0.69
NTC	100/5	5	780.00	780.00	780.00	760.00	20.00	-	-	605.00	-	9812	21/4/99	68.57	11.38	32.00	4.10	454.08	1.72
Rabeya Flour	10/50	-	-	-	-	8.10	-	-	-	-	-	9812	16/9/99	1.28	6.33	-	-	9.21	0.88
Rahima Food Corp.	100/50	300	37.50	37.00	37.25	37.00	0.25	-	-	36.00	-	9906	30/12/99	(10.24)	-	-	-	109.11	0.34
Rashid Food	10/500	20,000	16.50	16.40	16.40	16.60	(0.20)	-	-	17.00	-	9612	30/10/97	1.18	13.90	-	-	10.16	1.61
Rupon Oil	10/100	-	-	-	-	16.00	-	-	-	14.00	-	9706	12/6/98	0.11	145.45	-	-	32.14	0.50
Shyampur Sugar Mills	10/100	21,300	6.20	6.00	6.00	6.30	(0.30)	-	-	-	-	9806	24/6/99	(75.75)	-	-	-	10.00	0.60
Tripti Industries	100/5	2,665	67.00	64.75	65.00	65.75	(0.75)	-	-	65.00	-	9608	-	4.74	13.71	10.00	15.38	110.00	0.59
Tulip Dairy	100/5	1,500	137.50	132.00	133.25	135.50	(2.25)	-	-	-	-	9306	30/3/95	(35.14)	-	-	-	53.99	2.47
Yousuf Flour	10/50	-	-	-	-	13.00	-	-	-	-	-	9906	29/12/99	0.01	1,300.00	-	-	(2.27)	-
Zeal Bangla	10/50	3,100	7.10	7.10	7.10	7.10	-	-	-	-	-	9806	10/10/99	(2.72)	-	-	-	10.85	[illegible]
Fuel & Power																			
BD Welding	10/500	72,000	12.40	12.20	12.20	12.30	(0.10)	5,500	12.30	12.30	-	9812	-	0.31	39.35	-	-	13.70	0.89
BOC	10/50	4,650	106.00	103.30	104.50	106.10	(1.60)	-	-	102.00	-	9909	5/2/00	9.60	10.89	4.00	3.83	53.68	[illegible]
Eastern Lubricant	10/50	-	-	-	-	136.00	-	-	-	-	-	9606	18/3/99	5.64	24.11	3.50	2.57	42.42	[illegible]
National Oxyg.	100/10	2,480	40.00	34.50	34.75	40.75	(6.00)	-	-	73.00	-	9606	30/6/97	(1,110.86)	-	-	-	(337.60)	-
Padma Oil	10/50	1,500	135.00	135.00	135.00	135.00	-	-	-	130.00	-	9806	21/3/99	16.55	8.16	4.50	3.33	80.57	1.68
Jute																			
Anad Jute	100/10	-	-	-	-	100.00	-	-	-	-	-	9906	26/12/99	2.71	36.90	-	-	103.64	0.96

LEAGUE TABLE

Company Name	FV/ML Tk/nos	Market Performance: Dhaka Stock Exchange Vol nos	Day's High Tk	Day's Low Tk	Day's Closing Tk	Prev. Closing Tk	Net Chg Tk	Chittagong Stock Exchange Vol nos	Day's Closing Tk	Prev. Closing Tk	Net Chg Tk	AGM Year End YM	Date D/M/Y	Financial Performance EPS Tk	P/E x	DPS Tk	Yield %	NAV per Share Tk	Price NAV x
Islam Jute	100/5	-	-	-	-	110.00	-	-	-	-	-	9906	29/12/19	(329.62)	-	-	-	802.09	0.14
Jute Spinners	100/5	-	-	-	-	101.50	-	-	-	-	-	9806	31/3/99	29.55	3.40	15.00	14.78	724.38	0.14
Mutual Jute	100/5	-	-	-	-	143.00	-	-	-	-	-	9906	26/12/99	(35.18)	-	-	-	3,586.10	0.04
Northern Jute	10/200	1,000	31.40	31.40	31.40	31.00	0.40	-	-	-	-	9906	7/12/99	(3.50)	-	-	-	6.95	4.52
Saleh Carpet	10/200	3,600	4.30	4.30	4.30	4.30	-	-	-	-	-	9812	22/12/97	(12.81)	-	-	-	(104.30)	-
Sonali Ansh	100/5	-	-	-	-	189.75	-	-	-	-	-	9906	23/12/99	93.23	2.04	-	-	257.25	0.74
Textile																			
Al-Haj Textile	10/50	-	-	-	-	10.00	-	-	-	-	-	9906	29/12/99	(0.13)	-	-	-	86.07	0.12
Alltex Industries	100/50	1,850	48.75	48.50	48.50	48.75	(0.25)	50	48.25	48.50	(0.25)	9906	23/12/99	12.27	3.95	-	-	135.08	0.36
Anima Yarn Dyeing	100/50	-	-	-	-	99.00	-	-	-	95.00	-	9906	9/12/99	17.96	5.51	12.00	12.12	111.19	0.89
Apex Spinning	100/20	40	100.00	100.00	100.00	100.50	(0.50)	-	-	98.00	-	9903	29/11/99	25.78	3.88	10.00	10.00	168.35	0.59
Apex Weaving	100/50	-	-	-	-	42.50	-	50	42.00	42.25	(0.25)	9906	23/12/99	(8.67)	-	-	-	81.87	0.52
Arbee Textile	100/10	-	-	-	-	81.00	-	-	-	-	-	9812	30/6/99	(55.78)	-	-	-	(134.70)	-
Ashraf Textile	10/50	6,200	10.40	10.30	10.30	10.40	(0.10)	1,000	10.30	10.40	(0.10)	9906	29/12/99	(4.34)	-	-	-	20.12	0.51
BD Dyeing	100/20	1,760	117.25	115.00	116.50	120.00	(3.50)	20	114.25	117.00	(2.75)	9612	27/9/97	45.93	2.54	15.00	12.88	158.99	0.73
BD Zipper	100/50	14,300	73.75	70.00	70.25	74.00	(3.75)	2,750	70.25	73.25	(3.00)	9806	17/12/98	17.85	3.94	11.00	15.66	110.15	0.64
Beximco Denims	100/50	950	160.50	158.00	159.00	160.00	(1.00)	-	-	150.00	-	9812	25/11/99	45.78	3.47	5.00	3.14	165.83	0.96
Beximco Knitting	100/20	1,160	105.00	103.75	104.25	104.50	(0.25)	-	-	101.50	-	9812	5/12/99	29.70	3.51	5.00	4.80	141.20	0.74
Beximco Textile	100/50	1,300	112.75	111.00	111.25	109.50	1.75	-	-	109.00	-	9812	27/11/99	28.15	3.95	5.00	4.49	135.95	0.82
Chic Tex	10/500	24,000	7.70	7.70	7.70	7.70	-	22,500	7.70	7.70	-	9906	23/12/99	0.58	13.28	0.50	6.49	10.35	0.74
CMC-Kamal	100/50	500	77.00	76.00	76.00	74.00	2.00	-	-	80.00	-	9812	8/4/99	5.10	14.90	5.00	6.58	100.10	0.76
Dandy Dyeing	100/50	900	59.00	56.75	57.25	57.75	(0.50)	-	-	-	-	9812	15/9/99	(38.78)	-	-	-	100.00	0.57
Delta Millers	100/20	1,960	50.50	50.25	50.25	50.75	(0.50)	480	50.00	50.25	(0.25)	9806	30/12/98	1.94	25.90	-	-	118.80	0.42
Desh Garments	100/10	70	75.00	75.00	75.00	73.00	2.00	-	-	-	-	9906	2/12/99	15.56	4.82	7.50	10.00	272.35	0.28
Dulamia Cotton	100/10	-	-	-	-	34.25	-	-	-	40.00	-	9906	9/12/99	(55.21)	-	-	-	(90.36)	-
Dynamic Textile	100/20	17,640	31.75	31.00	31.00	31.50	(0.50)	2,100	31.25	31.50	(0.25)	9609	7/9/97	(7.18)	-	-	-	104.83	0.30
Eagle Star Textile	10/50	20,900	8.10	8.00	8.00	8.10	(0.10)	2,700	8.10	8.10	-	9906	21/12/99	0.08	100.00	-	-	20.60	0.39
GEM Knitwear	100/50	3,050	81.00	78.00	78.00	82.25	(4.25)	250	78.25	80.75	(2.50)	9812	-	-	-	-	-	100.00	0.78
GMG Industrial Corp.	10/50	-	-	-	-	22.50	-	-	-	106.00	-	9906	22/12/99	(14.14)	-	-	-	128.71	0.17
HR Textile	100/50	250	77.00	76.00	76.25	77.50	(1.25)	-	-	77.00	-	9709	29/12/97	8.17	9.33	12.50	16.39	130.94	0.58
M. Hossain Garments	100/50	28,200	55.00	50.00	52.00	55.75	(3.75)	-	-	54.00	-	9906	11/3/00	(9.13)	-	-	-	100.15	0.52
Mita Textile	100/20	460	45.00	44.00	44.25	44.75	(0.50)	-	-	49.50	-	9906	7/12/99	0.65	68.08	-	-	116.75	0.38
Mithun Knitting	100/20	180	69.25	68.50	68.75	69.25	(0.50)	-	-	-	-	9906	3/12/99	9.87	6.97	-	-	127.91	0.54
Modern Dyeing	100/5	-	-	-	-	99.75	-	-	-	-	-	9906	23/12/99	2.53	39.43	5.00	5.01	101.56	0.98
Monno Fabrics	100/50	1,550	71.50	70.75	71.00	71.50	(0.50)	-	-	72.00	-	9812	2/12/99	(8.86)	-	-	-	135.22	0.53
Padma Textile	100/20	40	170.50	170.50	170.50	170.50	-	-	-	173.75	-	9812	27/11/99	53.83	3.17	5.00	2.93	278.27	0.61
Prime Textile	100/50	-	-	-	-	46.50	-	-	-	45.50	-	9806	20/3/99	(30.69)	-	-	-	290.99	0.16
Quasem Silk	10/100	11,900	12.10	11.90	11.90	12.10	(0.20)	-	-	-	-	9809	17/6/99	0.30	39.67	-	-	37.10	0.32
Quasem Textile	10/50	2,300	10.20	10.00	10.10	10.20	(0.10)	-	-	-	-	9809	17/6/99	(4.90)	-	-	-	12.00	0.84
Rahim Textile	100/5	10	80.00	80.00	80.00	80.00	-	-	-	-	-	9806	24/3/99	(13.54)	-	-	-	(28.17)	-
Safko Spinning	100/50	150	72.00	70.00	71.25	72.25	(1.00)	-	-	75.00	-	9809	-	8.31	8.57	-	-	114.59	0.62
Saiham Textile	100/10	40	80.00	80.00	80.00	79.25	0.75	-	-	76.75	-	9906	23/12/99	17.35	4.61	10.00	12.50	127.52	0.63
Sajib Knitwear	100/50	1,700	70.75	70.00	70.00	70.75	(0.75)	-	-	69.50	-	9906	15/12/99	2.09	33.49	6.00	8.57	103.74	0.67
Sonargaon Textile	100/50	-	-	-	-	64.25	-	-	-	90.00	-	9812	21/12/99	(3.60)	-	-	-	133.16	0.48
Sreepur Textile	100/50	-	-	-	-	39.00	-	-	-	42.00	-	9812	25/9/99	(5.94)	-	-	-	100.03	0.39
STM	100/5	10	90.00	90.00	90.00	86.75	3.25	-	-	-	-	9812	27/12/99	(30.18)	-	-	-	250.35	0.36
Stylecraft	100/5	380	530.00	500.00	508.25	529.50	(21.25)	-	-	-	-	9903	11/11/99	232.86	2.18	22.50	4.43	1,009.60	0.50
Tallu Spinning	100/10	50	60.25	60.25	60.25	64.00	(3.75)	-	-	-	-	9906	3/12/99	(9.57)	-	-	-	142.04	0.42
Tamijuddin Textile	100/10	-	-	-	-	33.25	-	-	-	36.00	-	9706	24/12/97	(7.74)	-	-	-	81.92	0.41
Pharma & Chemical																			
ACI	10/50	22,300	32.30	31.70	31.70	31.90	(0.20)	800	31.60	31.80	(0.20)	9812	20/5/99	3.26	9.72	2.50	7.89	30.87	1.03
Ambee Pharma	10/50	2,850	33.20	32.50	32.90	32.00	0.90	-	-	31.20	-	9812	9/9/99	1.04	31.63	1.00	3.04	11.51	2.86
Bangla Process	100/5	-	-	-	-	86.75	-	-	-	-	-	9906	30/12/99	8.07	10.75	-	-	101.57	0.85
BCIL	100/10	8,490	83.75	78.50	79.75	85.75	(6.00)	190	77.75	85.25	(7.50)	9806	17/12/98	12.85	6.21	10.00	12.54	146.68	0.54
Beximco Infusions	100/10	470	244.00	240.25	242.25	241.25	1.00	-	-	280.00	-	9812	4/12/99	47.67	5.08	10.00	4.13	197.71	1.23
Beximco Pharma	10/50	151,000	36.00	35.30	35.40	35.70	(0.30)	54,050	35.30	35.60	(0.30)	9812	9/12/99	8.46	4.18	1.50	4.24	69.83	0.51
Beximco Synthetics	100/20	4,700	133.50	130.50	130.75	132.75	(2.00)	-	-	130.00	-	9812	7/12/99	38.17	3.43	10.00	7.65	155.78	0.84
Glaxo Bangladesh	10/50	-	-	-	-	115.00	-	-	-	-	-	9812	20/5/99	6.56	17.53	3.00	2.61	45.80	2.52
Imam Button	100/50	42,300	107.50	103.50	103.50	106.50	(3.00)	34,300	103.25	105.25	(2.00)	9906	30/12/99	7.51	13.78	8.00	7.73	100.83	1.03
JH Chemical	100/50	6,450	89.50	85.50	85.75	88.00	(2.25)	15,200	86.50	90.00	(3.50)	9712	-	-	-	-	-	100.00	0.86
Kohinoor Chemicals	100/5	-	-	-	-	75.00	-	-	-	72.00	-	9406	27/2/95	(7.77)	-	-	-	(270.20)	-
Libra Pharma	100/20	-	-	-	-	231.50	-	-	-	250.50	-	9906	9/12/99	32.86	7.05	15.00	6.48	397.23	0.58
National Polymer	100/10	1,960	170.00	156.75	167.75	155.25	12.50	-	-	167.25	-	9706	29/9/97	38.82	4.32	20.00	11.92	169.44	0.99
Orion Infusion	100/20	-	-	-	-	40.75	-	-	-	34.43	-	9606	3/2/97	8.09	5.04	17.00	41.72	102.38	0.40
Perfume Chemical	100/50	3,250	50.00	49.25	49.50	50.00	(0.50)	100	49.50	50.50	(1.00)	9806	30/4/98	1.82	30.56	-	-	108.11	0.46
Petro Synthetic	10/50	-	-	-	-	14.50	-	-	-	-	-	9812	30/9/99	(15.71)	-	-	-	(70.29)	-
Pharma Aids	100/5	-	-	-	-	90.00	-	-	-	-	-	9806	27/12/98	(2.83)	-	-	-	114.78	0.78
Pharmaco	100/5	1,280	69.25	68.25	68.75	69.25	(0.50)	-	-	-	-	9806	31/3/99	3.55	19.37	-	-	61.34	1.12
Rahman Chemicals	100/10	6,540	46.00	40.00	40.50	48.00	(7.50)	-	-	-	-	9812	30/9/99	(1.96)	-	-	-	100.00	0.41
Reckitt & Colman	10/50	300	76.00	74.00	75.00	74.00	1.35	-	-	73.30	-	9901	17/5/99	5.15	14.56	3.00	4.00	28.54	2.63
Renata	100/5	-	-	-	-	460.00	-	-	-	-	-	9812	16/6/99	45.77	10.05	25.00	5.43	635.89	0.72
Square Pharma	100/20	140	825.00	812.00	818.50	817.00	1.50	-	-	800.00	-	9903	21/10/99	146.48	5.59	55.00	6.72	768.97	1.06
TBL	100/5	10	53.00	53.00	53.00	49.50	3.50	-	-	65.00	-	9812	30/9/99	(306.24)	-	-	-	(792.50)	-
The Ibnsina	100/10	-	-	-	-	175.25	-	-	-	190.00	-	9806	6/2/99	20.54	8.53	17.00	9.70	111.39	1.57
Wata Chemicals	100/20	-	-	-	-	149.25	-	-	-	180.00	-	9812	21/7/99	7.00	21.32	12.50	8.38	184.18	0.81
Paper & Printing																			
Azadi Printers	100/10	-	-	-	-	78.00	-	-	-	77.75	-	9906	28/12/99	3.62	21.55	-	-	100.69	0.77
Eagle Box	10/50	-	-	-	-	30.00	-	-	-	-	-	9906	29/11/99	(56.66)	-	-	-	(275.40)	-
MAQ Enterprises	100/50	4,450	34.50	33.25	33.50	35.00	(1.50)	-	-	36.00	-	9812	-	12.24	2.74	-	-	128.94	0.26
MAQ Paper	100/20	-	-	-	-	69.00	-	-	-	90.00	-	9712	20/9/98	18.41	3.74	10.00	14.49	123.04	0.56
Monospool Paper	100/5	3,010	152.00	145.00	145.75	146.50	(0.75)	600	147.00	145.00	2.00	9806	15/9/98	1.88	77.53	-	-	178.33	0.82
Padma Printers	10/50	3,800	11.80	11.60	11.60	11.90	(0.30)	-	-	12.10	-	9612	23/12/96	-	-	-	-	10.00	1.16
Paper Process	100/10	9,790	71.00	68.00	68.25	69.50	(1.25)	-	-	-	-	9712	15/9/98	2.38	28.68	-	-	86.45	0.79
Sonali Paper	10/50	2,500	12.00	10.70	11.10	12.20	(1.10)	-	-	17.20	-	9606	30/12/96	1.07	10.37	1.50	13.51	10.19	1.09
Services & Real Estate																			
BD Hotel	10/50	-	-	-	-	-	-	-	-	-	-	9812	23/9/99	6.63	-	3.50	-	-	-
BD Services	10/50	-	-	-	-	-	-	-	-	-	-	9712	24/12/98	12.22	-	1.00	-	37.10	-
Eastern Housing	100/20	1,500	111.00	110.25	110.75	111.50	(0.75)	1,300	111.25	112.50	(1.25)	9907	23/12/99	14.64	7.56	12.00	10.84	129.35	0.86
Samorita Hospital	100/50	1,050	122.00	121.50	121.75	122.25	(0.50)	200	121.50	122.25	(0.75)	9806	19/7/99	3.76	32.38	12.00	9.86	146.02	0.83
Shine Pukur Holdings	100/50	32,900	61.00	59.25	59.25	60.50	(1.25)	34,750	59.50	60.25	(0.75)	9812	9/12/99	5.21	11.37	5.00	8.44	104.77	0.57
Miscellaneous																			
Apex Footwear	100/20	1,200	140.00	131.00	137.00	139.25	(2.25)	-	-	132.00	-	9812	15/4/99	2.78	49.28	-	-	210.02	0.65
Apex Tannery	100/10	320	124.00	122.00	122.50	123.75	(1.25)	220	122.00	125.00	(3.00)	9906	5/12/99	4.13	29.66	-	-	410.07	0.30
Aramit	10/50	4,600	40.30	40.00	40.10	40.30	(0.20)	500	40.20	39.90	0.30	9812	30/10/99	3.26	12.30	2.50	6.23	26.55	1.51
Aramit Cement	100/50	2,850	125.50	123.50	124.25	126.00	(1.75)	600	125.75	125.75	-	9812	30/10/99	-	-	-	-	100.00	1.24
Bata Shoe	10/100	1,000	102.00	100.70	101.40	103.50	(2.10)	-	-	-	-	9812	3/6/99	8.29	12.23	8.00	7.89	32.66	3.10
BD Luggage	100/50	3,950	35.50	34.75	35.00	36.25	(1.25)	-	-	36.00	-	9606	-	-	-	-	-	100.00	0.35
Bengal Fine Ceramic	100/50	1,000	95.00	92.75	93.25	95.25	(2.00)	-	-	98.00	-	9906	30/12/99	1.39	67.09	-	-	101.91	0.92
BEXIMCO	10/100	8,300	34.40	33.40	33.60	33.80	(0.20)	700	33.70	33.90	(0.20)	9812	25/11/99	6.73	4.99	1.00	2.98	34.57	0.97
BSC	100/5	-	-	-	-	86.75	-	-	-	6.25	-	9806	7/4/99	(48.54)	-	-	-	(575.90)	-
Chittagong Cement	100/5	1,905	1,049.00	1,018.00	1,021.75	1,035.25	(13.50)	2,340	1,046.50	1,035.75	10.75	9806	15/4/99	53.29	19.17	40.00	3.91	137.57	7.43
Confidence Cement	100/20	11,260	327.00	318.50	319.25	324.50	(5.25)	40	320.75	320.75	-	9906	30/12/99	37.08	8.61	25.00	7.83	262.41	1.22
Excelsior Shoes	100/50	650	35.00	34.50	34.50	34.75	(0.25)	200	35.00	34.50	0.50	9809	27/9/99	(11.37)	-	-	-	121.58	0.28
Fu-Wang Ceramic	100/50	2,550	140.00	138.75	138.75	140.75	(2.00)	-	-	138.00	-	9906	9/12/99	18.36	7.56	15.00	10.81	107.73	1.29
GQ Ball Pen	10/50	4,300	71.50	70.00	70.00	71.10	(1.10)	-	-	77.00	-	9812	23/8/99	9.41	7.44	3.80	5.43	104.72	0.67
Highspeed Ship	100/5	-	-	-	-	61.00	-	-	-	-	-	9906	27/12/99	(13.13)	-	-	-	(308.30)	-
Himadri	10/100	-	-	-	-	6.60	-	-	-	-	-	9812	21/9/99	0.71	9.30	-	-	7.90	0.84
Legacy Footwear	10/500	15,000	12.80	12.70	12.70	12.80	(0.10)	500	12.70	12.80	(0.10)	9904	-	-	-	-	-	10.00	1.27
Lexco	100/10	-	-	-	-	125.00	-	-	-	121.50	-	9812	9/9/99	10.41	12.01	10.00	8.00	550.88	0.23
Mark BD Shilpa & Engg	100/50	1,150	35.00	34.00	34.25	34.50	(0.25)	50	34.00	34.00	-	9706	29/12/97	13.54	2.53	11.00	32.12	218.88	0.16
Meghna Cement	100/50	5,850	165.00	160.00	161.00	164.75	(3.75)	200	160.00	163.00	(3.00)	9812	28/9/99	19.88	8.10	10.00	6.21	118.49	1.36
Monno Ceramic	100/5	70	320.00	318.00	318.00	318.50	(0.50)	10	320.00	312.00	8.00	9906	2/12/99	24.14	13.17	25.00	7.86	242.41	1.31
Niloy Cement	100/50	1,300	124.50	122.50	122.75	126.00	(3.25)	-	-	128.00	-	9906	17/12/99	2.74	44.80	-	-	103.36	1.19
Paragon Leather	100/50	3,150	52.00	51.00	51.00	51.50	(0.50)	300	51.00	51.25	(0.25)	9806	26/5/99	8.00	6.38	10.00	19.61	111.73	0.46
Phoenix Leather	100/5	-	-	-	-	260.00	-	-	-	-	-	9706	21/10/99	(439.05)	-	-	-	(426.20)	-
Rose Heaven Ball Pen	10/500	1,500	13.70	13.70	13.70	13.80	(0.10)	-	-	14.00	-	9806	19/12/98	1.13	12.12	1.00	7.30	16.52	0.83
Samata Leather	100/50	22,150	125.50	120.50	120.75	121.00	(0.25)	25,100	120.75	122.00	(1.25)	9906	31/10/99	3.80	31.78	7.00	5.80	178.11	0.68
Savar Refractories	100/5	190	73.50	73.00	73.25	74.75	(1.50)	-	-	-	-	9806	25/3/99	0.43	170.35	-	-	100.97	0.73
Sinobangla Industries	10/500	127,500	35.20	33.10	35.00	33.00	2.00	82,500	35.40	32.90	2.50	9806	-	0.22	159.09	-	-	10.22	3.42
Standard Ceramic	100/50	100	97.00	96.25	96.50	97.75	(1.25)	-	-	96.00	-	9806	7/7/99	(23.28)	-	7.50	7.77	192.45	0.50
Texpick Industries	100/10	450	101.75	99.50	99.75	100.75	(1.00)	-	-	-	-	9706	24/12/97	1.24	80.44	-	-	128.69	0.78
The Engineers	100/5	-	-	-	-	101.00	-	-	-	-	-	9808	25/12/99	78.59	1.29	10.00	9.90	516.25	0.20
Usmania Glass	100/5	120	209.00	205.00	205.75	208.25	(2.50)	-	-	190.00	-	9806	23/4/99	(62.65)	-	15.00	7.29	461.48	0.45
Insurance																			
BGIC	100/10	180	250.00	235.00	245.25	235.00	10.25	-	-	200.00	-	9812	9/9/99	25.22	9.72	20.00	8.15	239.59	1.02
Central Insurance	100/20	40	141.00	141.00	141.00	140.00	1.00	-	-	129.00	-	9812	9/9/99	19.01	7.42	15.00	10.64	161.48	0.87
Delta Life Insurance	100/5	160	560.00	551.00	555.00	554.75	0.25	-	-	350.00	-	9812	30/9/99	-	-	36.00	6.49	100.00	5.55
Eastern Insurance	100/20	300	162.00	157.00	160.25	157.00	3.25	-	-	204.00	-	9812	28/7/99	26.63	6.02	20.00	12.48	156.06	1.03
Eastland Insurance	100/20	40	162.00	160.00	161.00	158.50	2.50	-	-	155.00	-	9812	22/8/99	23.45	6.87	16.00	9.94	203.57	0.79
Federal Insurance	100/50	-	-	-	-	110.00	-	-	-	105.00	-	9812	4/12/99	6.08	18.09	12.00	10.91	153.94	0.71
Green Delta Insurance	100/10	-	-	-	-	450.00	-	-	-	415.00	-	9812	18/9/99	52.81	8.52	35.00	7.78	297.99	1.51
Janata Insurance	100/20	-	-	-	-	141.50	-	-	-	146.25	-	9812	14/10/99	61.32	2.31	25.00	17.67	178.95	0.79
Karnaphuli Insurance	100/20	120	126.00	124.00	125.00	124.50	0.50	-	-	-	-	9812	27/9/99	14.27	8.76	15.00	12.00	183.44	0.68
National Life Insurance	100/50	100	210.00	198.00	204.00	200.00	4.00	-	-	190.00	-	9812	31/7/99	-	-	22.00	10.78	100.00	2.04
People Insurance	100/10	-	-	-	-	438.00	-	-	-	301.00	-	9812	8/8/99	29.22	14.99	21.00	4.79	251.41	1.74
Phoenix Insurance	100/20	40	210.00	210.00	210.00	205.75	4.25	-	-	175.00	-	9812	19/7/99	24.09	8.72	20.00	9.52	193.42	1.09
Pragati Insurance	100/10	-	-	-	-	400.00	-	-	-	375.00	-	9812	15/7/99	42.99	9.30	35.00	8.75	361.16	1.11
Purabi Insurance	100/50	-	-	-	-	90.00	-	-	-	-	-	9812	30/1/00	5.07	17.75	5.00	5.56	127.39	0.71
Reliance Insurance	100/50	-	-	-	-	326.00	-	-	-	360.00	-	9812	22/6/99	46.28	7.04	30.00	9.20	386.09	0.84
Rupali Insurance	100/20	-	-	-	-	180.00	-	-	-	173.00	-	9812	14/9/99	28.81	6.25	15.00	8.33	274.66	0.66
Sandhani Life Insurance	100/50	-	-	-	-	101.25	-	-	-	100.25	-	9812	30/1/00	-	-	10.00	9.88	100.00	1.01
United Insurance	100/10	20	220.00	220.00	220.00	219.00	1.00	-	-	-	-	9812	25/5/99	42.51	5.18	22.00	10.00	225.61	0.98

DEBENTURE

Name	Nature of Debenutre	Year of Float	Date of Maturity	Date of Conversion	Interest Due	FV/ML Tk/Nos	Day's Closing Price DSE Tk	Day's Closing Price CSE Tk
Aramit Cement	14%, 20% Convertible, 80% Redeemable	1998	September, 2008	September, 2000	Mar, Sep	2500/2	2,042.50	
BD Luggage	14%, 20% Convertible, 80% Redeemable	1996	September 5, 2003	September 5, 1998	Mar, Sep	1800/2	950.00	
BD Welding	15%, 20% Convertible, 80% Redeemable	1999	July 15, 2006		Jul, Jan	2500/2		
BD Zipper	14%, 20% Convertible, 80% Redeemable	1995	August 1, 2002	August 1, 1997	Feb, Aug	1400/2		
Beximco Denims	14%, 100% Redeemable	1995	July 10, 2005		Jan, Jul	1963/2		
Beximco Fisheries	14%, 100% Redeemable	1994	May 1, 2004		Jan, Jul	1928.55/1		
Beximco Infusion	17%, 100% Redeemable	1992	October 31, 2000		Oct, Apr	400/2		
Beximco Synthetics	14%, 100% Redeemable	1993	September 1, 2003		Mar, Sep	1426/2		
Beximco Textile	14%, 100% Redeemable	1995	July 1, 2005		Jan, Jul	1963/2		
Beximco Knitting	14%, 20% Convertible, 80% Redeemable	1994	July 1, 2004	July 1, 1995	Jan, Jul	1540/2		

NOTES

FI/ML	Face Value / Market Lots	Vol	: Volume	P/E (x)	: Price/Earning (Times)	Price/NAV(x)	: Price/Net Asset Value(Times)
TK/Nos	: Taka/Number of Shares	EPS	Earning Per Share	DPS	: Dividend Per Share	Tkm	:Taka in Million
Avg.	: Average	Nos	: Numbers	Prev.	: Previous	Chg.	: Change

Prepared by The Daily Star in collaboration with Securities Consultants Limited