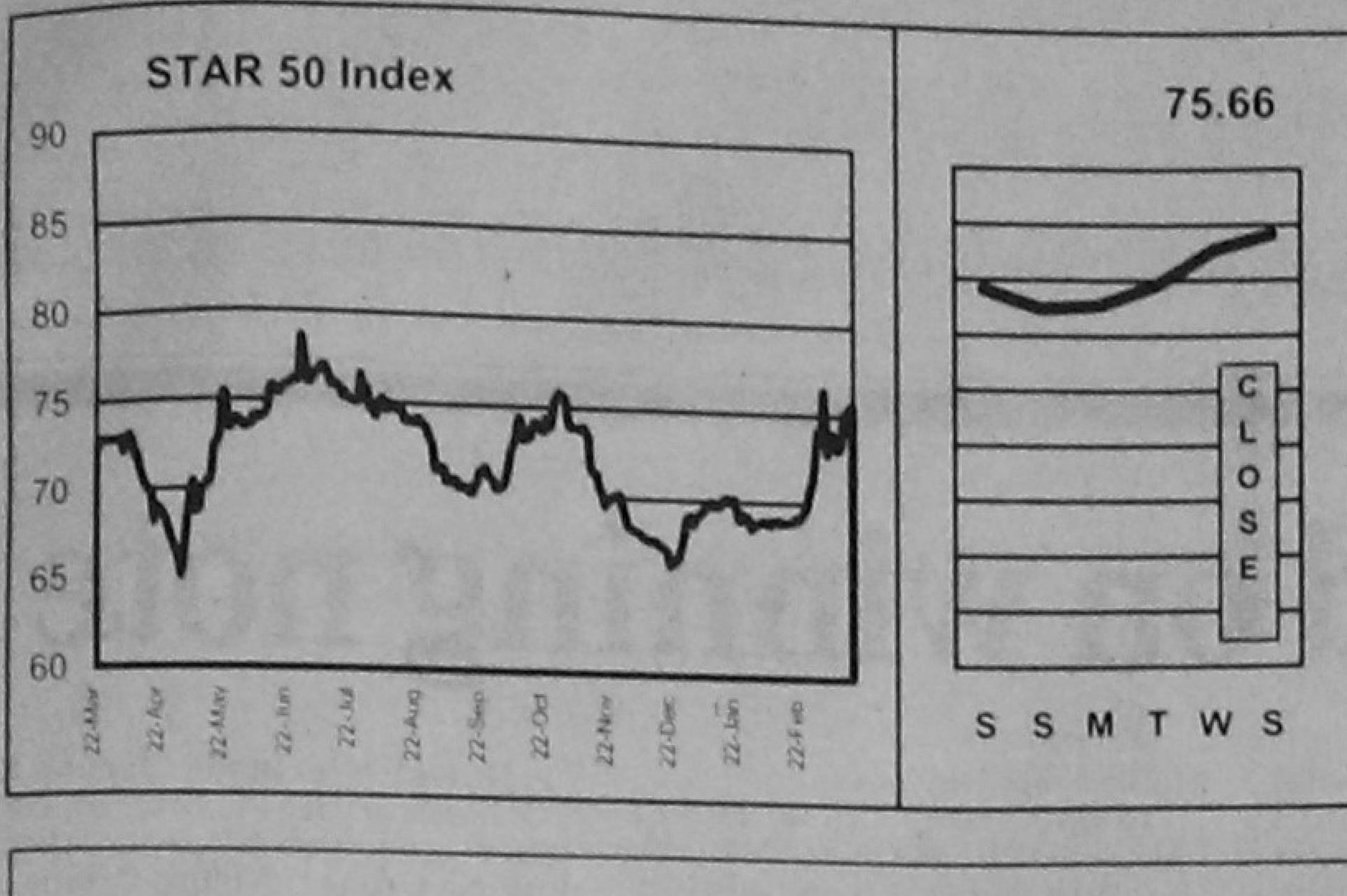

Fifty companies have been chosen for calculation of the **STAR 50 Index** based on their market capitalisation, liquidity, free float and corporate track record. The **Base Period** for the Index is **August 10, 1998**. The calculation has been done according to the widely used International Finance Corporation formula.

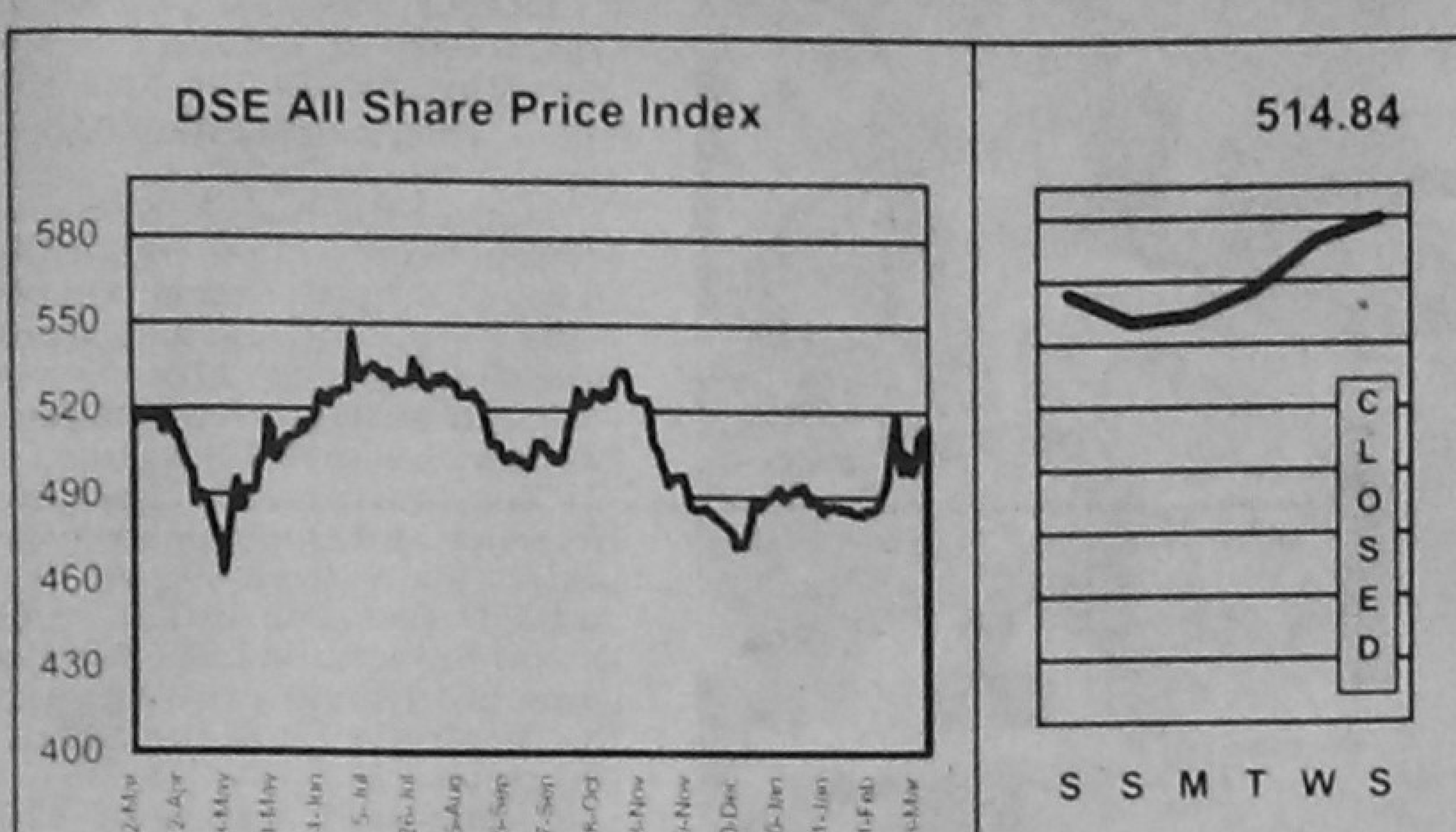

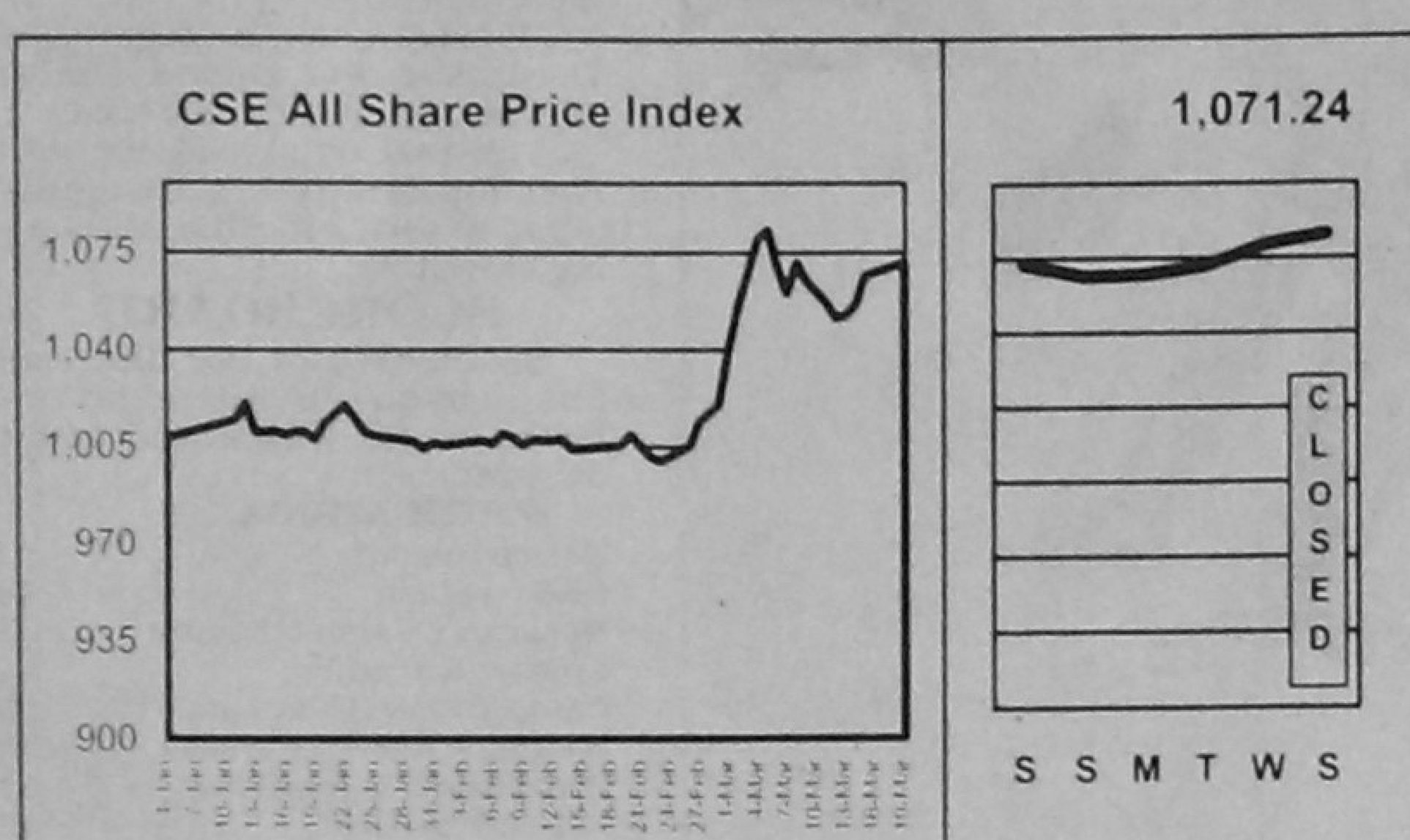

DAY'S MARKET
March 19, 2000

	DSE	CSE
All Share Price Index	514.84	1,071.24
Change in Index (pts)	3.27	4.62
Change in Index (%)	0.64%	0.43%
Market Capitalisation (cr Tk)	4,716.38	3,849.73
Market Capitalisation (mil US$)	982.58	802.03
Turnover Volume ('000)	765	329
Turnover Value (cr Tk)	4.02	1.52
No. of Issues Traded	138	49
No. of Issues Gained	90	22
No. of Issues Incurred Loss	32	20
No. of Issues Unchanged	16	7
Price Earning Ratio (x)	6.81	6.57
Dividend Yield (%)	7.07	7.38

DAY'S MARKET LEADERS

TURNOVER LEADERS

DSE	Vol '000	Value Tkm	CSE	Vol '000	Value Tkm
1 Imam Button	47	5.04	1 Imam Button	70	7.32
2 Beximco Pharma	109	3.88	2 J H Chemi	21	1.87
3 Olympic	20	2.28	3 Quasem Drycell	100	1.41
4 J H Chemi	24	2.15	4 Shine Pukur	17	1.01
5 Ranfoundry	143	2.04	5 Ranfoundry	60	0.84
6 BOC (BD)	15	1.59	6 Beximco Pharma	18	0.65
7 Singer BD	1	1.50	7 Samata Leather	4	0.51
8 Ctg. Cement	1	1.43	8 Ctg. Cement	0.39	0.40
9 Shine Pukur	19	1.18	9 Olympic	1	0.12
10 Confid Cement	3	0.97	10 Sinobangla	3	0.10

CAPITAL GAINERS

DSE	Vol '000	Change %	CSE	Vol '000	Change %
1 J H Chemi	24.40	10.34	1 Apex Foods	0.13	14.33
2 Apex Foods	2.64	9.14	2 N Polymer	0.10	7.90
3 Alpha Tobacco	0.05	8.51	3 Salko Spinning	0.50	7.14
4 Imam Button	47.35	6.77	4 Imam Button	69.55	6.31
5 BOC (BD)	14.95	6.74	5 AMCL (Pran)	0.01	5.18
6 Modern Ind	0.02	6.43	6 BOC (BD)	0.10	3.66
7 Singer BD	1.09	6.37	7 Quasem Drycell	100.30	2.17
8 Tamijuddin Tex	0.10	5.56	8 AnlimaYarn	0.10	2.15
9 GEM Knit	4.75	4.78	9 Apex Tannery	0.08	2.04
10 Amam Sea Food	0.29	4.26	10 J H Chemi	20.80	1.69

CAPITAL LOSERS

DSE	Vol '000	Change %	CSE	Vol '000	Change %
1 NTC	0.01	(9.42)	1 Kohinoor	0.01	(10.00)
2 Sandhani Life	0.45	(5.37)	2 BD Luggage	0.20	(7.69)
3 Stylecraft	0.26	(4.34)	3 Tripti Industry	1.42	(4.06)
4 TBL	0.01	(3.88)	4 M Hossain Gar	0.20	(2.70)
5 Janata Ins	1.34	(3.08)	5 Rose Heaven	2.00	(2.10)
6 BATBC	7.85	(2.86)	6 BCIL	0.19	(2.01)
7 Relience Ins	0.05	(2.69)	7 Rahima Food	0.10	(1.37)
8 Eastern Ins	0.14	(2.48)	8 Eagle Star Tex	5.30	(1.22)
9 Samata Leather	6.10	(2.42)	9 Samata Leather	4.15	(1.21)
10 Tripti Industry	12.55	(2.23)	10 Monno Fab	0.10	(1.03)

LEAGUE TABLE

Company Name	FV/ML Tk/nos	DSE Vol nos	DSE Day's High Tk	DSE Day's Low Tk	DSE Day's Closing Tk	DSE Prev. Closing Tk	DSE Net Chg Tk	CSE Vol nos	CSE Day's Closing Tk	CSE Prev. Closing Tk	CSE Net Chg Tk	AGM Year End YM	AGM Date D/M/Y	EPS Tk	P/E x	DPS Tk	Yield %	NAV per Share Tk	Price/NAV x
Banks																			
Al-Arafa	1000/1	30	1,123.00	1,120.00	1,121.50	1,107.25	14.25	-	-	1,050.00	-	9812	23/8/99	210.82	5.32	90.00	13.07	1,220.00	0.92
Al Baraka Bank	1000/1	-	-	-	-	960.00	-	-	-	-	-	9812	16/9/99	(226.30)	-	-	-	1,129.00	0.85
Arab Bangladesh Bank	100/5	30	87.00	87.00	87.00	86.25	0.75	-	-	84.50	-	9812	18/12/99	33.77	2.58	-	-	177.02	0.49
City Bank	100/5	-	-	-	-	115.00	-	-	-	115.00	-	9812	20/11/99	25.55	4.50	-	-	264.45	0.43
Eastern Bank	100/20	-	-	-	-	190.00	-	-	-	-	-	9712	12/11/98	57.14	1.93	-	-	159.58	0.69
IDLC	100/20	-	-	-	-	438.25	-	-	-	490.00	-	9612	10/6/99	31.75	13.80	25.00	5.70	224.02	1.96
IFIC Bank	100/5	-	-	-	-	112.75	-	-	-	97.00	-	9612	5/7/99	23.34	4.83	-	-	196.22	0.57
Islami Bank	1000/1	-	-	-	-	2,305.00	-	-	-	2,300.00	-	9812	26/8/99	303.33	7.60	210.00	9.11	4,182.10	0.55
National Bank	100/20	1,080	69.75	69.00	69.00	69.50	(0.50)	-	-	69.75	-	9812	4/12/99	93.19	0.74	-	-	319.37	0.22
Pubali Bank	100/5	-	-	-	-	124.00	-	-	-	103.00	-	9812	23/12/99	62.52	1.98	-	-	376.62	0.33
Rupali Bank	100/10	-	-	-	-	66.00	-	-	-	75.00	-	9812	11/3/00	(5.96)	-	-	-	143.22	0.46
UCBL	100/5	-	-	-	-	68.50	-	-	-	66.50	-	9612	27/8/97	34.66	1.98	-	-	198.58	0.34
United Leasing	100/20	-	-	-	-	570.00	-	-	-	-	-	9812	20/5/99	63.07	9.04	25.00	4.39	402.91	1.41
Uttara Bank	100/5	-	-	-	-	78.50	-	-	-	-	-	9612	6/12/99	22.19	3.54	-	-	558.69	0.14
Uttara Finance	100/50	150	170.00	169.75	169.75	168.25	1.50	-	-	150.00	-	9812	22/6/99	15.59	10.89	15.00	8.84	106.71	1.59
Investment																			
1st BSRS MF	100/50	-	-	-	-	54.75	-	-	-	50.00	-	9612	-	-	-	-	-	100.00	0.55
1st ICB MF	100/5	-	-	-	-	1,105.00	-	-	-	1,050.00	-	9906	4/11/99	251.63	4.39	100.00	9.05	541.38	2.04
2nd ICB MF	100/5	-	-	-	-	360.00	-	-	-	425.00	-	9906	4/11/99	44.95	8.01	32.00	8.89	156.52	2.30
3rd ICB MF	100/5	-	-	-	-	354.50	-	-	-	320.00	-	9906	4/11/99	37.54	9.44	38.00	10.72	237.32	1.49
4th ICB MF	100/10	-	-	-	-	339.25	-	-	-	306.75	-	9906	4/11/99	42.36	8.01	35.00	10.32	178.01	1.91
5th ICB MF	100/10	-	-	-	-	188.50	-	-	-	211.00	-	9906	4/11/99	17.35	10.86	20.00	10.61	129.62	1.45
6th ICB MF	100/10	10	134.00	134.00	134.00	134.75	(0.75)	-	-	130.00	-	9906	4/11/99	8.45	15.86	15.00	11.19	125.55	1.07
7th ICB MF	100/50	-	-	-	-	115.50	-	-	-	112.00	-	9906	4/11/99	13.11	8.81	13.00	11.26	118.53	0.97
8th ICB MF	100/50	250	111.00	110.00	110.25	109.25	1.00	-	-	106.00	-	9906	4/11/99	13.21	8.35	12.00	10.88	117.81	0.94
ICB	100/5	-	-	-	-	115.00	-	-	-	175.00	-	9906	4/11/99	21.61	5.32	7.00	6.09	297.35	0.39
Engineering																			
Aftab Automobile	100/5	-	-	-	-	180.00	-	-	-	180.00	-	9908	23/12/99	27.79	6.48	16.00	8.89	249.59	0.72
Anwar Galvanizing	100/50	200	129.00	128.00	128.25	130.00	(1.75)	-	-	130.00	-	9806	28/4/99	2.16	59.38	15.00	11.70	113.00	1.13
Atlas Bangladesh	10/50	-	-	-	-	131.10	-	-	-	-	-	9906	30/12/99	19.31	6.79	11.00	8.39	85.78	1.53
Aziz Pipe	100/5	310	509.00	500.00	507.25	498.50	8.75	-	-	500.00	-	9812	26/8/99	45.83	11.07	30.00	5.91	562.70	0.90
BD Autocars	100/5	50	67.00	67.00	67.00	66.00	1.00	-	-	66.25	-	9706	30/12/97	11.69	5.73	-	-	130.72	0.51
BD Lamps	100/5	445	535.00	510.00	530.25	512.75	17.50	-	-	510.00	-	9812	16/9/99	24.62	21.54	20.00	3.77	248.51	2.13
BEMCO	100/10	-	-	-	-	68.25	-	-	-	-	-	9712	30/12/98	(30.96)	-	-	-	76.67	0.89
Bengal Steel	10/50	-	-	-	-	1,113.70	-	-	-	-	-	9812	25/9/99	(1.23)	-	-	-	(81.47)	-
Eastern Cables	100/5	1,190	100.00	97.50	99.00	98.00	1.00	530	99.25	99.00	0.25	9806	24/6/99	7.57	13.08	12.00	12.12	168.73	0.59
Karim Pipe	100/5	-	-	-	-	65.75	-	-	-	-	-	9812	23/12/99	(103.96)	-	-	-	106.73	0.62
Kay & Que	100/50	-	-	-	-	111.00	-	-	-	107.00	-	9812	30/9/99	(10.94)	-	-	-	110.70	1.00
Metalex Corp	100/5	-	-	-	-	95.25	-	-	-	-	-	9506	24/4/96	(562.54)	-	-	-	(3,101.00)	-
Monno Jute Stafller	100/5	-	-	-	-	220.00	-	-	-	-	-	9812	29/11/99	18.26	12.05	20.00	9.09	225.57	0.98
Monno Jutex	100/5	10	710.00	705.00	707.50	713.00	(5.50)	-	-	-	-	9906	28/11/99	78.24	9.04	50.00	7.07	745.08	0.95
National Tubes	100/10	10	570.00	570.00	570.00	560.75	9.25	-	-	-	-	9806	21/4/99	108.33	5.26	30.00	5.26	(11.28)	-
Olympic Industries	100/5	20,265	116.50	111.00	112.50	114.00	(1.50)	1,050	114.25	115.00	(0.75)	9703	22/12/97	19.22	5.85	20.00	17.78	184.61	0.61
Quasem Drycell	10/50	[illegible]	14.10	13.90	14.00	13.90	0.10	100,300	14.10	13.80	0.30	9906	23/12/99	1.11	12.61	1.00	7.14	28.42	0.49
Rangpur Foundry	10/500	[illegible]	14.60	14.30	14.30	14.50	(0.20)	59,500	14.20	14.30	(0.10)	9809	-	1.32	10.83	-	-	12.88	1.11
Renwick Jajnes	100/5	40	64.00	62.25	63.00	62.25	0.75	-	-	-	-	9906	28/12/99	(56.25)	-	-	-	100.75	0.63
Singer Bangladesh	100/5	1,065	1,385.00	1,285.00	1,378.50	1,296.00	82.50	-	-	-	-	9902	19/5/99	91.99	14.99	100.00	7.25	156.05	8.83
Thai Aluminum	100/10	60	278.00	268.00	273.50	269.00	4.50	-	-	250.00	-	9812	16/9/99	22.39	12.22	20.00	7.31	147.48	1.85
Wonderland Toys	100/50	900	51.25	50.50	50.75	50.50	0.25	100	50.00	50.50	(0.50)	9906	30/12/99	(12.87)	-	-	-	74.90	0.68
Food & Allied																			
AB Biscuit	100/5	-	-	-	-	165.00	-	-	-	-	-	9506	30/12/95	(26.78)	-	-	-	238.76	0.69
Alpha Tobacco	10/50	50	65.00	65.00	65.00	59.90	5.10	-	-	60.50	-	9810	9/4/99	7.32	8.88	5.25	8.08	77.96	[illegible]
Amam Sea Food	100/5	285	290.00	275.00	281.25	269.75	11.50	-	-	-	-	9906	30/11/99	(44.72)	-	-	-	(26.71)	
AMCL (Pran)	100/10	1,070	304.00	292.00	301.75	293.50	8.25	10	289.25	275.00	14.25	9906	9/12/99	41.33	7.30	20.00	6.63	237.58	1.27
Apex Food	100/5	2,640	345.00	306.00	337.25	309.00	28.25	130	335.00	293.00	42.00	9906	29/11/99	(50.16)	-	-	-	626.66	0.54
Bangas	100/5	140	179.00	172.00	173.50	168.00	5.50	-	-	-	-	9906	3/12/99	20.19	8.59	15.00	8.65	151.49	1.15
BD Plantation	100/5	-	-	-	-	456.00	-	-	-	-	-	9906	3/12/99	(256.12)	-	-	-	302.11	1.51
Bengal Biscuit	100/20	1,340	65.25	64.00	64.25	64.00	0.25	200	64.25	64.50	(0.25)	9806	28/6/99	4.97	12.93	-	-	239.29	0.27
Beximco Fisheries	100/20	400	74.75	74.00	74.25	74.25	-	-	-	75.75	-	9812	7/12/99	8.17	9.09	5.00	6.73	136.00	0.55
Bionic Seafood	10/500	15,000	12.40	12.30	12.30	12.40	(0.10)	-	-	-	-	9903	-	1.67	7.37	-	-	13.22	0.93
BLTC	100/5	-	-	-	-	1,000.00	-	-	-	-	-	9812	29/8/99	44.40	22.52	30.00	3.00	1,498.90	0.67
BATBC	10/50	7,850	106.80	101.50	101.80	104.80	(3.00)	-	-	98.30	-	9812	17/5/99	12.59	8.09	9.00	8.84	39.22	2.60
Chittagong Vegetable	100/10	40	88.75	85.25	87.75	88.50	(0.75)	-	-	85.00	-	9906	30/12/99	(1.08)	-	8.00	9.12	225.49	0.39
Dhaka Fisheries	100/50	900	119.75	117.75	118.75	116.75	2.00	-	-	115.25	-	9906	23/12/99	3.78	31.42	5.00	4.21	115.78	1.03
Dhaka Vegetable	100/5	100	38.75	38.75	38.75	38.50	0.25	-	-	-	-	9506	10/9/97	(5.33)	-	-	-	108.80	0.36
EL Camelia	100/5	-	-	-	-	850.00	-	-	-	-	-	9812	18/9/99	118.32	7.18	-	-	(61.68)	-
Gachihata	100/50	500	37.75	37.50	37.50	36.25	1.25	-	-	38.00	-	9906	22/12/99	(14.85)	-	-	-	117.55	0.32
Gemini Sea Food	100/5	-	-	-	-	128.00	-	-	-	-	-	9909	26/12/99	(41.17)	-	-	-	108.50	1.18
Gulf Foods	100/50	2,450	132.00	129.00	130.00	129.00	1.00	-	-	134.00	-	9906	28/12/99	14.58	8.92	10.00	7.69	104.17	1.25
Hill Plantation	100/5	-	-	-	-	700.00	-	-	-	-	-	9906	3/12/99	(70.29)	-	-	-	360.43	1.94
Meghna Shrimp	100/20	5,420	84.25	83.25	83.50	83.00	0.50	800	83.75	83.50	0.25	9812	26/12/99	10.54	7.92	12.00	14.37	113.23	0.74
Meghna Vegetable Oil	100/50	-	-	-	-	65.00	-	-	-	67.00	-	9806	30/12/98	16.04	4.05	15.00	23.08	175.56	0.37
Modern Industries	100/5	15	66.25	66.25	66.25	62.25	4.00	-	-	-	-	9812	15/5/99	(15.43)	-	-	-	35.43	1.87
Mona Food	100/50	1,650	77.00	76.25	76.50	75.75	0.75	-	-	79.25	-	9906	30/12/99	0.87	87.93	-	-	110.11	0.69
NTC	100/5	5	760.00	760.00	760.00	839.00	(79.00)	-	-	605.00	-	9812	21/4/99	68.57	11.08	32.00	4.21	454.08	1.67
Rabeya Flour	10/50	-	-	-	-	8.10	-	-	-	-	-	9812	16/9/99	1.28	6.33	-	-	9.21	0.88
Rahima Food Corp.	100/50	50	37.00	37.00	37.00	37.25	(0.25)	100	36.00	36.50	(0.50)	9906	30/12/99	(10.24)	-	-	-	109.11	0.34
Rasipi Food	10/500	24,000	16.80	16.40	16.60	16.30	0.30	-	-	17.00	-	9812	30/10/97	1.18	14.07	-	-	10.16	1.63
Rupan Oil	10/100	-	-	-	-	16.00	-	-	-	14.00	-	9706	12/8/98	0.11	145.45	-	-	32.14	0.50
Shyampur Sugar Mills	10/100	4,000	6.30	6.30	6.30	6.30	-	-	-	-	-	9806	24/6/99	(75.75)	-	-	-	10.00	0.63
Tripti Industries	100/5	12,545	69.00	65.50	65.75	67.25	(1.50)	1,420	65.00	67.75	(2.75)	9608	-	4.74	13.87	10.00	15.21	110.00	0.60
Tulip Dairy	100/5	410	136.50	135.25	135.50	135.75	(0.25)	-	-	-	-	9306	30/3/95	(35.14)	-	-	-	53.99	2.51
Yousuf Flour	10/50	-	-	-	-	13.00	-	-	-	-	-	9906	29/12/99	0.01	1,300.00	-	-	(2.27)	-
Zeal Bangla	10/50	2,000	7.10	7.10	7.10	7.10	-	-	-	-	-	9806	10/10/99	(2.72)	-	-	-	10.85	0.65
Fuel & Power																			
BD Welding	10/500	41,500	12.40	12.30	12.30	12.30	-	3,500	12.30	12.40	(0.10)	9812	-	0.31	39.68	-	-	13.70	0.90
BOC	10/50	14,950	106.50	100.00	106.10	99.40	6.70	100	102.00	98.40	3.60	9909	5/2/00	9.60	11.05	4.00	3.77	53.68	1.98
Eastern Lubricant	10/50	-	-	-	-	136.00	-	-	-	-	-	9806	18/3/99	5.64	24.11	3.50	2.57	42.42	3.21
National Oxyg.	100/10	200	42.75	40.75	40.75	41.50	(0.75)	-	-	73.00	-	9606	30/6/97	(1,110.86)	-	-	-	(337.60)	-
Padma Oil	10/50	1,000	135.00	135.00	135.00	132.50	2.50	-	-	130.00	-	9806	21/3/99	16.55	8.16	4.50	3.33	80.57	1.68
Jute																			
Ahad Jute	100/10	-	-	-	-	100.00	-	-	-	-	-	9906	26/12/99	2.71	36.90	-	-	100.64	0.96
Islam Jute	100/5	-	-	-	-	110.00	-	-	-	-	-	9906	29/12/99	(329.62)	-	-	-	802.09	0.14
Jute Spinners	100/5	-	-	-	-	101.50	-	-	-	-	-	9806	31/3/99	29.55	3.43	15.00	14.78	724.38	0.14
Mutual Jute	100/5	-	-	-	-	143.00	-	-	-	-	-	9906	26/12/99	(35.18)	-	-	-	3,586.10	0.04
Northern Jute	10/200	-	-	-	-	31.00	-	-	-	-	-	9906	7/12/99	(3.50)	-	-	-	6.95	4.46
Saleh Carpet	10/200	-	-	-	-	4.30	-	-	-	-	-	9612	22/12/97	(12.81)	-	-	-	(104.30)	
Sonali Ansh	100/5	-	-	-	-	189.75	-	-	-	-	-	9906	23/12/99	93.23	2.04	-	-	257.25	0.74
Textile																			
Al-Haj Textile	10/50	-	-	-	-	10.00	-	-	-	-	-	9906	29/12/99	(0.13)	-	-	-	86.07	0.12
Alltex Industries	100/50	1,750	49.50	48.75	48.75	49.00	(0.25)	250	48.50	46.50	-	9906	23/12/99	12.27	3.97	-	-	135.08	0.36
Anlima Yarn Dyeing	100/50	50	99.00	99.00	99.00	97.75	1.25	100	95.00	93.00	2.00	9906	9/12/99	17.96	5.51	12.00	12.12	111.19	0.89
Apex Spinning	100/20	100	102.00	98.00	100.50	102.00	(1.50)	-	-	98.00	-	9903	29/11/99	25.78	3.90	10.00	9.95	168.35	0.60
Apex Weaving	100/50	600	43.00	42.25	42.50	42.50	-	-	-	42.25	-	9906	23/12/99	(8.67)	-	-	-	81.87	0.52
Arbee Textile	100/10	-	-	-	-	81.00	-	-	-	-	-	9612	30/6/99	(55.78)	-	-	-	(134.70)	-
Ashraf Textile	10/50	7,200	10.50	10.30	10.40	10.30	0.10	900	10.40	10.40	-	9906	29/12/99	(4.34)	-	-	-	20.12	0.52
BD Dyeing	100/20	520	120.75	120.00	120.00	119.75	0.25	-	-	117.00	-	9612	27/9/97	45.93	2.61	15.00	12.50	158.99	0.75
BD Zipper	100/50	400	74.00	74.00	74.00	73.75	0.25	-	-	73.25	-	9806	17/12/98	17.85	4.15	11.00	14.86	110.15	0.67
Beximco Denims	100/50	400	161.00	157.50	160.00	158.00	2.00	-	-	150.00	-	9812	25/11/99	45.78	3.49	5.00	3.13	165.83	0.96
Beximco Knitting	100/20	420	105.00	103.00	104.50	104.00	0.50	-	-	101.50	-	9812	5/12/99	29.70	3.52	5.00	4.78	141.20	0.74
Beximco Textile	100/50	1,250	111.50	109.25	109.50	108.75	0.75	-	-	109.00	-	9812	27/11/99	28.15	3.89	5.00	4.57	135.95	0.81
Chic Tex	10/500	17,500	7.70	7.70	7.70	7.70	-	11,000	7.70	7.70	-	9906	23/12/99	0.58	13.28	0.50	6.49	10.35	0.74
CMC-Kamal	100/50	50	74.00	74.00	74.00	74.00	-	50	80.00	80.00	-	9812	8/4/99	5.10	14.51	5.00	6.76	100.10	0.74
Dandy Dyeing	100/50	1,150	58.00	57.50	57.75	57.25	0.50	-	-	-	-	9812	15/9/99	(38.78)	-	-	-	100.00	0.58
Delta Millers	100/20	1,640	51.00	50.50	50.75	50.50	0.25	1,120	50.25	50.75	(0.50)	9806	30/12/98	1.94	26.16	-	-	118.80	0.43
Desh Garments	100/10	-	-	-	-	73.00	-	-	-	-	-	9906	2/12/99	15.56	4.69	7.50	10.27	272.35	0.27
Dulamia Cotton	100/10	-	-	-	-	34.25	-	-	-	40.00	-	9906	9/12/99	(56.21)	-	-	-	(90.36)	-
Dynamic Textile	100/20	15,740	31.75	31.00	31.50	31.00	0.50	1,640	31.50	31.00	0.50	9609	7/9/97	(7.18)	-	-	-	104.83	0.30
Eagle Star Textile	10/50	1,600	8.20	8.10	8.10	8.10	-	5,300	8.10	8.20	(0.10)	9906	21/12/99	0.08	101.25	-	-	20.60	0.39
GEM Knitwear	100/50	4,750	83.75	81.25	82.25	78.50	3.75	200	80.75	81.00	(0.25)	9812	-	-	-	-	-	100.00	0.82
GMG Industrial Corp.	10/50	-	-	-	-	22.50	-	-	-	106.00	-	9906	22/12/99	(14.14)	-	-	-	128.71	0.17
HR Textile	100/50	-	-	-	-	77.50	-	-	-	77.00	-	9709	29/12/97	8.17	9.49	12.50	16.13	130.94	0.59
M Hossain Garments	100/50	2,650	56.50	55.25	55.75	55.00	0.75	200	54.00	55.50	(1.50)	9906	11/3/00	(9.13)	-	-	-	100.15	0.56
Mita Textile	100/20	800	45.00	44.75	44.75	44.50	0.25	-	-	49.50	-	9906	7/12/99	0.65	68.85	-	-	116.75	0.38
Mithun Knitting	100/20	180	70.25	68.75	69.25	69.00	0.25	-	-	-	-	9906	3/12/99	9.87	7.02	-	-	127.91	0.54
Modern Dyeing	100/5	175	102.50	88.00	99.75	96.75	3.00	-	-	-	-	9906	23/12/99	2.53	39.43	5.00	5.01	101.56	0.98
Monno Fabrics	100/50	1,300	72.00	71.50	71.50	71.50	-	100	72.00	72.75	(0.75)	9812	2/12/99	(8.86)	-	-	-	135.22	0.53
Padma Textile	100/20	720	171.25	169.50	170.50	170.25	0.25	-	-	173.75	-	9812	27/11/99	53.83	3.17	5.00	2.93	278.27	0.61
Prime Textile	100/50	350	47.00	46.25	46.50	46.00	0.50	-	-	45.50	-	9806	20/3/99	(30.69)	-	-	-	290.99	0.16
Quasem Silk	10/100	6,400	12.50	12.10	12.10	12.10	-	-	-	-	-	9809	17/6/99	0.30	40.33	-	-	37.10	0.33
Quasem Textile	10/50	3,800	10.30	10.20	10.20	10.20	-	-	-	-	-	9809	17/6/99	(4.90)	-	-	-	12.00	0.85
Rahim Textile	100/5	-	-	-	-	80.00	-	-	-	-	-	9806	24/3/99	(13.54)	-	-	-	(28.17)	-
Safko Spinning	10/50	400	72.50	72.00	72.25	70.00	2.25	500	75.00	70.00	5.00	9809	-	8.31	8.69	-	-	114.59	0.63
Saiham Textile	100/10	140	79.75	79.25	79.25	78.75	0.50	-	-	76.75	-	9906	23/12/99	17.35	4.57	10.00	12.62	127.52	0.62
Sajib Knitwear	100/50	1,350	71.00	70.00	70.75	69.75	1.00	-	-	69.50	-	9906	15/12/99	2.09	33.85	6.00	8.48	103.74	0.68
Sonargaon Textile	100/50	-	-	-	-	64.25	-	-	-	90.00	-	9812	21/12/99	(3.60)	-	-	-	133.16	0.48
Sreepur Textile	100/50	-	-	-	-	39.00	-	-	-	42.00	-	9812	25/9/99	(5.94)	-	-	-	100.03	0.39
STM	100/5	-	-	-	-	86.75	-	-	-	-	-	9812	27/12/99	(30.18)	-	-	-	250.35	0.35
Stylecraft	100/5	260	541.50	525.00	529.50	553.50	(24.00)	-	-	-	-	9903	11/11/99	232.86	2.27	22.50	4.25	1,009.60	0.52
Tallu Spinning	100/10	-	-	-	-	64.00	-	-	-	-	-	9906	3/12/99	(9.57)	-	-	-	142.04	0.45
Tamijuddin Textile	100/10	100	33.25	33.25	33.25	31.50	1.75	-	-	36.00	-	9706	24/12/97	(7.74)	-	-	-	81.92	0.41
Pharma & Chemical																			
ACI	10/50	12,000	32.20	31.80	31.90	31.70	0.20	700	31.80	31.60	0.20	9812	20/5/99	3.26	9.79	2.50	7.84	30.87	1.03
Ambee Pharma	10/50	300	32.00	32.00	32.00	32.50	(0.50)	-	-	31.20	-	9812	9/9/99	1.04	30.77	1.00	3.13	11.51	2.78
Bangla Process	100/5	120	91.50	82.75	86.75	84.50	2.25	-	-	-	-	9906	30/12/99	8.07	10.75	-	-	101.57	0.85
BCIL	100/10	2,280	87.00	84.00	85.75	86.25	(0.50)	190	85.25	87.00	(1.75)	9806	17/12/98	12.85	6.67	10.00	11.66	146.68	0.58
Beximco Infusions	100/10	480	246.00	240.00	241.25	241.00	0.25	-	-	280.00	-	9812	4/12/99	47.67	5.06	10.00	4.15	197.71	1.22
Beximco Pharma	10/50	108,750	36.00	35.40	35.70	35.20	0.50	18,250	35.60	35.20	0.40	9812	9/12/99	8.46	4.22	1.50	4.20	69.83	0.51
Beximco Synthetics	100/20	4,080	133.75	132.50	132.75	132.50	0.25	-	-	130.00	-	9812	7/12/99	38.17	3.48	10.00	7.53	155.78	0.85
Glaxo Bangladesh	10/50	-	-	-	-	115.00	-	-	-	-	-	9812	20/5/99	6.56	17.53	3.00	2.61	45.60	2.52
Imam Button	100/50	47,350	107.00	99.75	106.50	99.75	6.75	69,550	105.25	99.00	6.25	9906	30/12/99	7.51	14.18	8.00	7.51	100.83	1.06
JH Chemical	100/50	24,400	90.00	84.00	88.00	79.75	8.25	20,800	90.00	88.50	1.50	9712	-	-	-	-	-	100.00	0.88
Kohinoor Chemicals	100/5	-	-	-	-	75.00	-	10	72.00	80.00	(8.00)	9406	27/2/95	(7.77)	-	-	-	(270.20)	-
Libra Pharma	100/20	-	-	-	-	231.50	-	-	-	250.50	-	9906	9/12/99	32.86	7.05	15.00	6.48	397.23	0.58
National Polymer	100/10	190	156.75	154.00	155.25	153.00	2.25	100	167.25	155.00	12.25	9706	29/9/97	38.82	4.00	20.00	12.88	159.44	0.92
Orion Infusion	100/20	-	-	-	-	40.75	-	-	-	34.42	-	9606	3/2/97	8.09	5.04	17.00	41.72	102.38	0.40
Perfume Chemical	100/50	7,300	50.25	49.75	50.00	49.25	0.75	-	-	50.50	-	9806	30/4/98	1.62	30.86	-	-	108.11	0.46
Petro Synthetic	10/50	-	-	-	-	14.50	-	-	-	-	-	9812	30/9/99	(15.71)	-	-	-	(70.29)	
Pharma Aids	100/5	-	-	-	-	90.00	-	-	-	-	-	9806	27/12/98	(2.83)	-	-	-	114.78	0.78
Pharmaco	100/5	1,680	71.00	68.00	69.25	67.75	1.50	-	-	-	-	9806	31/3/99	3.55	19.51	-	-	61.34	1.13
Rahman Chemicals	100/10	630	48.50	47.00	48.00	46.25	1.75	-	-	-	-	9812	30/9/99	(1.98)	-	-	-	100.00	0.48
Reckitt & Colman	10/50	-	-	-	-	74.00	-	-	-	73.30	-	9901	17/5/99	5.15	14.37	3.00	4.05	28.54	2.59
Renata	100/5	-	-	-	-	460.00	-	-	-	-	-	9812	16/6/99	45.77	10.05	25.00	5.43	635.69	[illegible]
Square Pharma	100/20	160	821.00	815.00	817.00	810.50	6.50	20	800.00	800.00	-	9903	21/10/99	146.48	5.58	55.00	6.73	768.97	1.06
TEL	100/5	10	49.50	49.50	49.50	51.50	(2.00)	-	-	65.00	-	9812	30/9/99	(306.24)	-	-	-	(792.50)	-
The Ibn Sina	100/10	-	-	-	-	175.25	-	-	-	190.00	-	9806	6/2/99	[illegible]	8.53	17.00	9.70	111.29	1.57
Wata Chemicals	100/20	-	-	-	-	149.25	-	-	-	180.00	-	9812	21/7/99	-	21.32	12.50	8.38	164.18	0.81
Paper & Printing																			
Azadi Printers	100/10	-	-	-	-	78.00	-	-	-	77.75	-	9906	28/12/99	3.62	21.55	-	-	100.69	0.77
Eagle Box	10/50	-	-	-	-	30.00	-	-	-	-	-	9906	29/11/99	(56.66)	-	-	-	(275.40)	-
MAQ Enterprises	100/50	100	35.00	35.00	35.00	35.00	-	-	-	35.00	-	9612	-	12.24	2.86	-	-	126.94	0.28
MAQ Paper	100/20	-	-	-	-	69.00	-	-	-	90.00	-	9712	20/9/98	18.47	3.74	10.00	14.49	123.04	0.56
Monospool Paper	100/5	2,510	147.00	144.50	146.50	142.75	3.75	270	145.00	143.00	2.00	9806	15/9/98	1.88	77.93	-	-	178.33	0.82
Padma Printers	10/50	7,100	12.10	11.80	11.90	11.70	0.20	1,050	12.10	12.00	0.10	9612	23/12/96	-	-	-	-	10.00	1.19
Paper Process	100/10	12,740	71.75	69.25	69.50	68.75	0.75	-	-	-	-	9712	15/9/98	2.38	29.20	-	-	86.45	0.80
Sonali Paper	10/50	200	12.20	12.20	12.20	12.20	-	-	-	17.20	-	9806	30/12/96	1.07	11.40	1.50	12.30	10.19	1.20
Services & Real Estate																			
BD Hotel	10/50	-	-	-	-	-	-	-	-	-	-	9812	23/9/99	6.63	-	3.50	-	-	-
BD Services	10/50	-	-	-	-	-	-	-	-	-	-	9712	24/12/98	12.22	-	1.00	-	37.10	-
Eastern Housing	100/20	840	112.00	110.50	111.50	111.00	0.50	-	-	112.50	-	9907	23/12/99	14.64	7.62	12.00	10.76	129.35	0.86
Samorita Hospital	100/50	1,500	123.00	121.75	122.25	121.75	0.50	-	-	122.25	-	9806	19/7/99	3.76	32.51	12.00	9.82	146.02	0.84
Shine Pukur Holdings	100/50	19,450	61.00	59.75	60.50	59.75	0.75	16,600	60.25	59.50	0.75	9812	9/12/99	5.21	11.61	5.00	8.26	104.77	0.58
Miscellaneous																			
Apex Footwear	100/20	480	141.00	137.00	139.25	136.50	2.75	-	-	132.00	-	9812	15/4/99	2.78	50.09	-	-	210.02	0.66
Apex Tannery	100/10	3,220	125.50	123.00	123.75	123.00	0.75	80	125.00	122.50	2.50	9906	5/12/99	4.13	29.96	-	-	410.07	0.30
Aramit	10/50	2,700	40.50	40.10	40.30	40.00	0.30	300	39.90	40.10	(0.20)	9812	30/10/99	3.26	12.36	2.50	6.20	26.55	1.52
Aramit Cement	100/50	3,350	129.00	125.75	126.00	126.25	(0.25)	350	125.75	125.50	0.25	9812	30/10/99	-	-	-	-	100.00	1.26
Bata Shoe	10/100	3,000	104.90	102.30	103.50	100.40	3.10	-	-	-	-	9812	3/6/99	8.29	12.48	8.00	7.73	32.66	3.17
BD Luggage	100/50	600	36.25	36.25	36.25	37.00	(0.75)	200	36.00	39.00	(3.00)	9606	-	-	-	-	-	100.00	0.36
Bengal Fine Ceramic	100/50	350	95.75	94.75	95.25	94.00	1.25	-	-	98.00	-	9906	30/12/99	1.39	68.53	-	-	101.91	0.93
BEXIMCO	10/100	5,800	34.10	33.80	33.80	34.00	(0.20)	600	33.90	34.10	(0.20)	9812	25/11/99	6.73	5.02	1.00	2.96	34.57	0.98
BSC	100/5	-	-	-	-	86.75	-	-	-	6.25	-	9806	7/4/99	(48.54)	-	-	-	(575.90)	-
Chittagong Cement	100/5	1,385	1,050.00	1,032.00	1,035.25	1,029.75	5.50	390	1,035.75	1,025.00	10.75	9806	15/4/99	53.29	19.43	40.00	3.86	137.57	7.53
Confidence Cement	100/20	3,000	327.00	323.00	324.50	323.00	1.50	-	-	320.75	-	9906	30/12/99	37.08	8.75	25.00	7.70	262.41	1.24
Excelsior Shoes	100/50	2,550	35.00	34.50	34.75	34.50	0.25	100	34.50	34.50	-	9809	27/9/99	(11.37)	-	-	-	121.56	0.29
Fu-Wang Ceramic	100/50	1,500	141.50	140.00	140.75	138.75	2.00	-	-	138.00	-	9906	9/12/99	18.36	7.67	15.00	10.66	107.73	1.31
GQ Ball Pen	10/50	3,650	72.80	70.00	71.10	71.20	(0.10)	-	-	77.00	-	9812	23/6/99	9.41	7.56	3.80	5.34	104.72	0.68
Highspeed Ship	100/5	-	-	-	-	61.00	-	-	-	-	-	9906	27/12/99	(13.13)	-	-	-	(308.30)	-
Himadri	10/100	-	-	-	-	6.60	-	-	-	-	-	9812	21/9/99	0.71	9.30	-	-	7.90	0.84
Legacy Footwear	10/500	16,500	13.00	12.70	12.80	12.70	0.10	1,000	12.80	12.60	0.20	9904	-	-	-	-	-	10.00	1.28
Lexco	100/10	220	128.00	124.75	125.00	126.50	(1.50)	-	-	121.50	-	9812	9/9/99	10.41	12.01	10.00	8.00	550.88	0.23
Mark BD Shilpa & Engg	100/50	200	34.50	34.50	34.50	34.00	0.50	-	-	34.00	-	9706	29/12/97	13.54	2.55	11.00	31.88	218.68	0.16
Meghna Cement	100/50	2,150	167.75	164.00	164.75	165.25	(0.50)	-	-	163.00	-	9812	28/9/99	19.86	8.29	10.00	6.07	118.49	1.39
Monno Ceramic	100/5	20	320.00	318.00	318.50	317.50	1.00	-	-	312.00	-	9906	2/12/99	24.14	13.19	25.00	7.85	242.41	1.31
Niloy Cement	100/50	1,250	127.00	125.00	126.00	126.75	(0.75)	-	-	128.00	-	9906	17/12/99	2.74	45.99	-	-	103.36	1.22
Paragon Leather	100/50	4,000	52.00	51.00	51.50	50.75	0.75	200	51.25	51.25	-	9806	26/5/99	8.00	6.44	10.00	19.42	111.73	0.46
Phoenix Leather	100/5	-	-	-	-	260.00	-	-	-	-	-	9706	21/10/99	(439.05)	-	-	-	(426.20)	-
Rose Heaven Ball Pen	10/500	1,500	13.90	13.80	13.80	13.80	-	2,000	14.00	14.30	(0.30)	9806	19/12/98	1.13	12.21	1.00	7.25	16.52	0.84
Samata Leather	100/50	6,100	125.75	120.50	121.00	124.00	(3.00)	4,150	122.00	123.50	(1.50)	9906	31/10/99	3.80	31.84	7.00	5.79	178.11	0.68
Savar Refractories	100/5	1,780	77.00	74.00	74.75	73.50	1.25	-	-	-	-	9806	25/3/99	0.43	173.84	-	-	100.97	0.74
Sinobangla Industries	10/500	21,000	34.30	32.90	33.00	33.50	(0.50)	3,000	32.90	33.10	(0.20)	9806	-	0.22	150.00	-	-	10.22	3.23
Standard Ceramic	100/50	-	-	-	-	97.75	-	-	-	96.00	-	9806	7/7/99	(23.28)	-	7.50	7.67	192.45	0.51
Texpick Industries	100/10	950	104.50	100.00	100.75	101.25	(0.50)	-	-	-	-	9706	24/12/97	1.24	81.25	-	-	128.89	0.78
The Engineers	100/5	-	-	-	-	101.00	-	-	-	-	-	9808	25/12/99	78.59	1.29	10.00	9.90	516.25	0.20
Usmania Glass	100/5	-	-	-	-	208.25	-	-	-	190.00	-	9806	23/4/99	(62.65)	-	15.00	7.20	461.48	0.45
Insurance																			
BGIC	100/10	-	-	-	-	235.00	-	-	-	200.00	-	9812	9/9/99	25.22	9.32	20.00	8.51	239.59	0.98
Central Insurance	100/20	-	-	-	-	140.00	-	-	-	129.00	-	9812	9/9/99	19.01	7.36	15.00	10.71	161.48	0.87
Delta Life Insurance	100/5	175	560.00	550.00	554.75	554.00	0.75	-	-	350.00	-	9812	30/5/99	-	-	36.00	6.49	100.00	5.55
Eastern Insurance	100/20	140	157.00	157.00	157.00	161.00	(4.00)	-	-	204.00	-	9812	28/7/99	26.63	5.90	20.00	12.74	156.06	1.01
Eastland Insurance	100/20	40	159.00	158.00	158.50	156.00	2.50	-	-	155.00	-	9812	22/6/99	23.45	6.76	16.00	10.09	203.57	0.78
Federal Insurance	100/50	-	-	-	-	110.00	-	-	-	105.00	-	9812	4/12/99	6.08	18.09	12.00	10.91	153.94	0.71
Green Delta Insurance	100/10	-	-	-	-	450.00	-	-	-	415.00	-	9812	18/9/99	52.81	8.52	35.00	7.78	297.99	1.51
Janata Insurance	100/20	1,340	144.00	140.25	141.50	146.00	(4.50)	-	-	146.25	-	9812	14/10/99	61.32	2.31	25.00	17.67	178.85	0.79
Karnaphuli Insurance	100/20	40	125.00	124.00	124.50	123.00	1.50	-	-	-	-	9812	27/9/99	14.27	8.72	15.00	12.05	183.44	0.68
National Life Insurance	100/50	-	-	-	-	200.00	-	-	-	190.00	-	9812	31/7/99	-	-	22.00	11.00	100.00	2.00
Peoples Insurance	100/10	-	-	-	-	438.00	-	-	-	301.00	-	9812	8/8/99	29.22	14.99	21.00	4.79	251.41	1.74
Phoenix Insurance	100/20	-	-	-	-	205.75	-	-	-	175.00	-	9812	19/7/99	24.09	8.54	20.00	9.72	193.42	1.06
Pragati Insurance	100/10	-	-	-	-	400.00	-	-	-	375.00	-	9812	15/7/99	42.99	9.30	35.00	8.75	361.16	1.11
Purabi Insurance	100/50	-	-	-	-	90.00	-	-	-	-	-	9812	30/1/00	5.07	17.75	5.00	5.56	127.39	0.71
Reliance Insurance	100/50	50	326.00	326.00	326.00	335.00	(9.00)	-	-	[illegible]	-	9812	22/6/99	46.28	7.04	30.00	9.20	386.09	0.84
Rupali Insurance	100/20	-	-	-	-	180.00	-	-	-	173.00	-	9812	14/9/99	28.81	6.25	15.00	8.33	274.66	0.66
Sandhani Life Insurance	100/50	450	105.00	99.00	101.25	107.00	(5.75)	-	-	100.25	-	9812	30/1/00	-	-	10.00	9.88	100.00	1.01
United Insurance	100/10	10	219.00	219.00	219.00	215.00	4.00	-	-	-	-	9812	25/5/99	42.51	5.15	22.00	10.05	225.61	0.97

DEBENTURE

Name	Nature of Debenutre	Year of Float	Date of Maturity	Date of Conversion	Interest Due	FV/ML Tk/Nos	Day's Closing Price DSE Tk	Day's Closing Price CSE Tk
Aramit Cement	14%, 20% Convertible, 80% Redeemable	1998	September, 2008	September, 2000	Mar, Sep	2500/2	2,051.00	
BD Luggage	14%, 20% Convertible, 80% Redeemable	1996	September 5, 2003	September 5, 1998	Mar, Sep	1800/2		
BD Welding	15%, 20% Convertible, 80% Redeemable	1999	July 15, 2006		Jul, Jan	2500/2	1,976.75	
BD Zipper	14%, 20% Convertible, 80% Redeemable	1995	August 1, 2002	August 1, 1997	Feb, Aug	1400/2		
Beximco Denims	14%, 100% Redeemable	1995	July 10, 2005		Jan, Jul	1963/2		
Beximco Fisheries	14%, 100% Redeemable	1994	May 1, 2004		Jan, Jul	1928.55/1		
Beximco Infusion	17%, 100% Redeemable	1992	October 31, 2000		Oct, Apr	400/2		
Beximco Synthetics	14%, 100% Redeemable	1993	September 1, 2003		Mar, Sep	1426/2		
Beximco Textile	14%, 100% Redeemable	1995	July 1, 2005		Jan, Jul	1963/2		
Beximco Knitting	14%, 20% Convertible, 80% Redeemable	1994	July 1, 2004	July 1, 1995	Jan, Jul	1540/2	1,285.00	

NOTES

FI/ML	Face Value / Market Lots	Vol	: Volume	P/E (x)	: Price/Earning (Times)	Price/NAV(x)	: Price/Net Asset Value(Times)	Avg.	: Average	Nos	Numbers
TK/Nos	: Taka/Number of Shares	EPS	: Earning Per Share	DPS	: Dividend Per Share	Tkm	: Taka in Million	Prev.	: Previous	Chg.	: Change

Prepared by The Daily Star in collaboration with Securities Consultants Limited