The Daily Star
BUSINESS

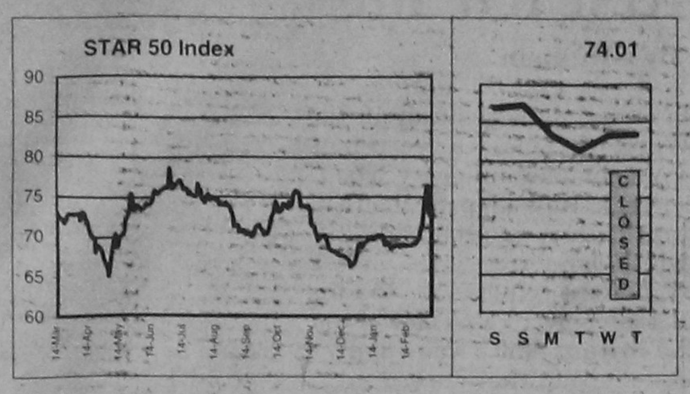

Fifty companies have been chosen for calculation of the **STAR 50 Index** based on their market capitalisation, liquidity, free float and corporate track record. The **Base Period** for the Index is **August 10, 1998**. The calculation has been done according to the widely used International Finance Corporation formula.

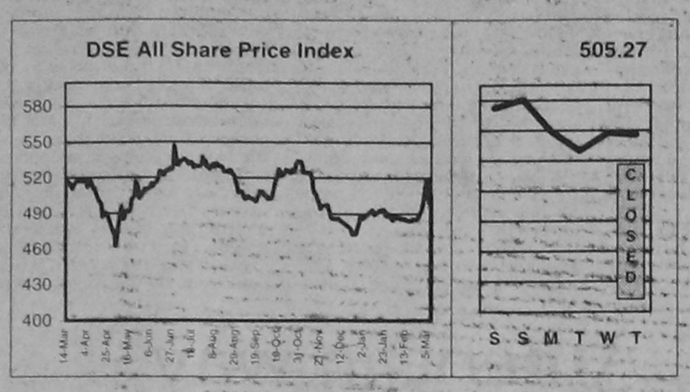

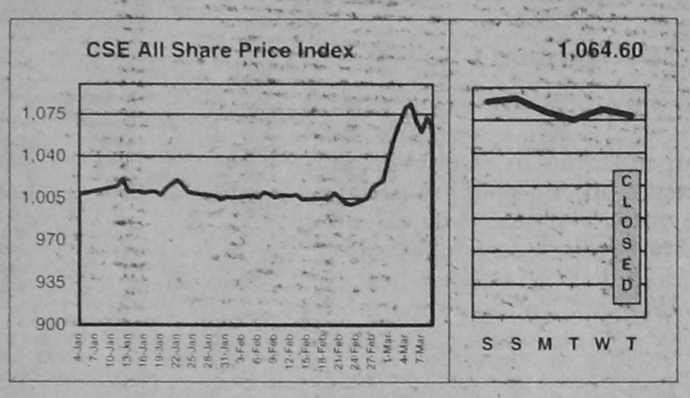

DAY'S MARKET
March 9, 2000

	DSE	CSE
All Share Price Index	505.27	1,064.60
Change in Index (pts)	(0.70)	(6.99)
Change in Index (%)	-0.14%	-0.65%
Market Capitalisation (cr Tk)	4,628.77	3,815.17
Market Capitalisation (mil US$)	964.33	794.83
Turnover Volume ('000)	1,771	1,236
Turnover Value (cr Tk)	8.54	4.07
No. of Issues Traded	154	46
No. of Issues Gained	40	12
No. of Issues Incurred Loss	99	31
No. of Issues Unchanged	15	3
Price Earning Ratio (x)	6.79	6.67
Dividend Yield (%)	7.26	7.48

DAY'S MARKET LEADERS

TURNOVER LEADERS

DSE	Vol '000	Value Tkm	CSE	Vol '000	Value Tkm
1 Beximco Pharma	354	12.37	1 Ranfoundry	730	11.46
2 Ctg. Cement	10	10.65	2 Ctg. Cement	11	11.36
3 Confid Cement	21	6.67	3 Beximco Pharma	129	4.52
4 Shine Pukur	78	4.68	4 Samata Leather	26	3.67
5 Meghna Cemnt	27	4.35	5 Shine Pukur	58	3.48
6 Samata Leather	29	4.01	6 Chic Tex	122	0.94
7 Ranfoundry	242	3.65	7 Imam Button	8	0.79
8 Sinobangla	106	3.49	8 Sinobangla	23	0.76
9 Imam Button	30	3.02	9 Aramit Cement	5	0.65
10 Aramit Cement	16	2.00	10 Quasem Drycell	42	0.57

CAPITAL GAINERS

DSE	Vol '000	Change %	CSE	Vol '000	Change %
1 NTC	0.37	9.63	1 Gachihata	5.50	8.11
2 Kohinoor	0.21	4.91	2 Ranfoundry	730.00	3.97
3 Aftab Auto	0.01	4.83	3 Fu-Wang Cera	0.05	3.84
4 Safko Spinning	0.35	4.51	4 BOC (BD)	0.05	2.52
5 CMC Kamal	1.35	3.34	5 Tripti Industry	0.12	1.98
6 Sandhani Life	0.05	3.07	6 Apex Tannery	0.16	1.83
7 Jamuna Ins	0.36	3.06	7 Olympic	1.74	1.43
8 Monospool	4.04	2.71	8 Apex Weaving	0.25	1.20
9 Uttara Finance	0.50	2.48	9 Paragon Leather	0.10	0.99
10 BD Dyeing	0.52	2.08	10 Mark Shoe	0.20	0.72

CAPITAL LOSERS

DSE	Vol '000	Change %	CSE	Vol '000	Change %
1 Samata Leather	28.50	(18.88)	1 Samata Leather	26.15	(19.28)
2 Tamijuddin Tex	0.10	(7.38)	2 GEM Knit	0.10	(8.24)
3 EL Camellia	0.01	(6.86)	3 Usmania Glass	0.01	(7.32)
4 Pharmaco	5.84	(6.80)	4 Beximco Fish	0.10	(6.17)
5 Monno Jute Staff	0.04	(6.38)	5 Square Pharma	0.12	(5.68)
6 Libra Pharma	0.04	(5.22)	6 Beximco Denim	0.10	(3.68)
7 Monno Jutex	0.02	(4.93)	7 M Hossain Gar	0.20	(3.54)
8 Metalex Corp	0.05	(4.75)	8 Dynamic Tex	1.56	(3.17)
9 Renwick Jaj	0.01	(4.62)	9 Wonderland Toys	0.05	(2.88)
10 Sonali Paper	1.30	(4.62)	10 Sinobangla	23.00	(2.66)

LEAGUE TABLE

Company Name	FV/ML	Market Performance: Dhaka Stock Exchange						Chittagong Stock Exchange				AGM		Financial Performance					
		Vol	Day's High	Day's Low	Day's Closing	Prev. Closing	Net Chg	Vol	Day's Closing	Prev. Closing	Net Chg	Year End	Date	EPS	P/E	DPS	Yield	NAV per Share	Price/ NAV
	Tk/nos	nos	Tk	Tk	Tk	Tk	Tk	nos	Tk	Tk	Tk	YM	D/M/Y	Tk	x	Tk	%	Tk	x
Banks																			
Al-Arafa	1000/1	40	1,103.00	1,100.00	1,101.50	1,101.00	0.50					9812	23/6/99	210.82	5.22	150.00	13.62	1,220.00	0.90
Al Baraka Bank	1000/1					1,000.00				1,085.00		9812	16/9/99	(226.30)				1,129.00	0.89
Arab Bangladesh Bank	100/5	55	86.00	85.75	85.75	84.50	1.25			84.50		9812	18/12/99	33.77	2.54			177.02	0.48
City Bank	100/5					120.00				115.00		9812	20/11/99	25.55	4.70			264.45	0.45
Eastern Bank	100/20					111.00						9712	12/11/98	57.14	1.94			159.58	0.70
IDLC	100/20	40	437.50	437.00	437.25	436.00	1.25			190.00		9812	10/6/99	31.75	13.77	25.00	5.72	224.02	1.95
IFIC Bank	100/5					111.50				97.00		9612	5/7/99	23.34	4.78			196.22	0.57
Islami Bank	1000/1					2,319.75				2,290.00		9812	26/8/99	303.33	7.65	210.00	9.05	4,182.10	0.55
National Bank	100/20	1,260	69.50	68.00	68.75	67.75	1.00			78.00		9812	4/12/99	93.19	0.74			319.37	0.22
Pubali Bank	100/5					125.00				103.00		9812	23/12/99	62.52	2.00			376.62	0.33
Rupali Bank	100/10					66.00				75.00		9712	20/3/99	0.81	81.48			143.23	0.46
UCBL	100/5					67.00				66.50		9612	27/8/97	34.66	1.93			198.58	0.34
United Leasing	100/20					639.00						9812	20/5/99	63.07	9.20	25.00	4.31	402.91	1.44
Uttara Bank	100/5					80.00						9812	6/12/99	22.19	3.61			558.69	0.14
Uttara Finance	100/50	500	167.00	162.00	165.00	161.00	4.00			150.00		9812	22/6/99	15.59	10.58	15.00	9.09	106.71	1.55
Investment																			
1st BSRS MF	100/50					51.00				50.00		9612						100.00	0.51
1st ICB MF	100/5					1,105.00				1,050.00		9906	4/11/99	251.63	4.39	100.00	9.05	541.38	2.04
2nd ICB MF	100/5					348.50				425.00		9906	4/11/99	44.95	7.75	32.00	9.18	156.52	2.23
3rd ICB MF	100/5					340.00				320.00		9906	4/11/99	37.54	9.06	38.00	11.18	237.32	1.43
4th ICB MF	100/10	30	300.00	300.00	300.00	300.00				306.75		9906	4/11/99	42.36	7.08	35.00	11.67	178.01	1.69
5th ICB MF	100/10					190.00				211.00		9906	4/11/99	17.35	10.95	20.00	10.53	129.82	1.46
6th ICB MF	100/10					132.50				132.00		9906	4/11/99	8.45	15.68	15.00	11.32	125.55	1.06
7th ICB MF	100/50					115.00				112.00		9908	4/11/99	13.11	8.77	13.00	11.30	118.53	0.97
8th ICB MF	100/50					106.00				106.00		9906	4/11/99	13.21	8.02	12.00	11.32	117.81	0.90
ICB	100/5					108.00				175.00		9906	4/11/99	21.61	5.00	7.00	6.48	297.35	0.36
Engineering																			
Atlas Automobile	100/5	5	190.00	190.00	190.00	181.25	8.75			180.00		9908	23/12/99	27.79	6.84	16.00	8.42	249.59	0.76
Anwar Galvanizing	100/50					133.25				130.00		9806	28/4/99	2.16	61.69	15.00	11.26	113.00	1.18
Atlas Bangladesh	10/50					135.60						9906	30/12/99	19.31	7.02	11.00	8.11	85.78	1.58
Aziz Pipe	100/5	905	507.00	495.00	498.75	498.75	(2.00)			500.00		9812	26/8/99	45.83	10.84	30.00	6.04	562.70	0.88
BD Autocars	100/5	470	67.50	66.50	67.00	67.75	(0.75)			68.25		9706	30/12/97	11.69	5.73			130.72	0.51
BD Lamps	100/5	110	530.00	523.00	527.00	530.00	(3.00)			521.00		9812	16/9/99	24.62	21.41	20.00	3.80	248.51	2.12
BEMCO	100/10					81.25						9712	30/12/98	(30.96)				76.67	0.80
Bengal Steel	10/50					1,113.70						9812	25/9/99	(1.23)				(81.47)	
Eastern Cables	100/5	3,390	100.00	97.25	97.75	98.75	(1.00)	100	96.75	98.00	(1.25)	9806	24/6/99	7.57	12.91	12.00	12.28	168.73	0.58
Karim Pipe	100/5	50	65.75	65.75	65.75	67.25	(1.50)					9812	23/12/99	(103.96)				106.73	0.62
Kay & Que	100/50	860	110.25	108.50	109.00	110.75	(1.75)			107.00		9812	30/9/99	(10.94)				110.70	0.98
Metalex Corp.	100/5	50	95.25	95.25	95.25	100.00	(4.75)					9506	24/4/98	(562.54)				(3,101.00)	
Monno Jute Staffer	100/5	35	220.25	220.00	220.00	235.00	(15.00)					9812	29/11/99	18.26	12.05	20.00	9.09	225.57	0.98
Monno Jutex	100/5	20	718.00	710.00	713.00	750.00	(37.00)					9906	28/11/99	78.24	9.11	50.00	7.01	745.08	0.96
National Tubes	100/10	130	520.00	517.00	518.60	515.00	3.60					9806	21/4/99	108.33	4.79	30.00	5.79	(11.28)	
Olympic Industries	100/5	17,075	113.00	107.25	107.75	105.75	2.00	1,735	106.60	105.00	1.50	8703	22/12/97	19.22	5.61	20.00	18.56	184.61	0.58
Quasem Drycell	10/50	38,600	14.20	13.70	13.90	13.80	(0.10)	31,850	13.70	13.90	(0.20)	9906	23/12/99	1.11	12.34	1.00	7.30	28.42	0.48
Rangpur Foundry	10/500	241,500	15.30	13.90	15.10	15.40		30,000	15.70	15.10	0.60	9809		1.32	11.44			12.88	1.17
Renwick Jajnes.	100/5	10	62.00	62.00	62.00	65.00	(3.00)					9906	28/12/99	(56.25)				100.75	0.62
Singer Bangladesh	100/5	210	1,230.00	1,207.00	1,218.50	1,219.75	(1.25)					9902	19/5/99	91.99	13.25	100.00	6.21	156.06	7.81
Thai Aluminum	100/10					260.00				250.00		9812	16/9/99	22.39	11.61	20.00	7.69	147.28	1.76
Wonderland Toys	100/50	2,300	51.50	50.50	50.75	51.75	(1.00)	50	50.50	52.00	(1.50)	9906	30/12/99	(12.87)				24.90	0.66
Food & Allied																			
AB Biscuit	100/5					165.00						9506	30/12/95	(26.78)				238.76	0.69
Alpha Tobacco	10/50	50	63.40	63.40	63.40	62.30	1.10			60.50		9810	9/4/99	7.32	8.66	5.25	8.28	77.96	0.81
Amam Sea Food	100/5					275.00						9906	30/11/99	(44.72)				(26.71)	
AMCL (Pran)	100/10	930	289.00	287.00	288.25	290.50	(2.25)			275.00		9906	9/12/99	41.33	6.97	20.00	6.94	237.58	1.21
Apex Food	100/5	725	320.00	308.00	310.00	312.50	(2.50)			310.00		9906	29/11/99	(50.16)				626.66	0.49
Bangas	100/5	50	160.00	160.00	160.00	160.00						9906	3/12/99	20.19	7.92	15.00	9.38	151.49	1.06
BD Plantation	100/5					456.00						9906	3/12/99	(256.12)				302.11	1.51
Bengal Biscuit	100/20	4,140	65.25	64.75	64.75	65.50	(0.75)	1,260	65.00	65.25	(0.25)	9806	28/6/99	4.97	13.03			239.29	0.27
Beximco Fisheries	100/20	1,980	76.25	72.75	73.50	74.50	(1.00)	100	72.25	77.00	(4.75)	9812	7/12/99	8.17	9.00	5.00	6.80	136.00	0.54
Bionic Seafood	10/500	45,000	12.60	12.50	12.50	12.60	(0.10)					9903		1.67	7.49			13.22	0.95
BLTC	100/5					1,000.00						9812	29/8/99	44.40	22.52	30.00	3.00	1,498.90	0.67
BATBC	10/50	1,000	101.50	99.20	100.40	100.00	0.40			98.30		9812	17/5/99	12.59	7.97	9.00	8.96	39.22	2.56
Chittagong Vegetable	100/10	628	90.00	88.25	88.00	89.00				85.00		9906	30/12/99	(1.08)		8.00	8.99	225.49	0.39
Dhaka Fisheries	100/50	2,150	122.00	117.75	118.00	119.75	(1.75)			123.00		9906	23/12/99	3.78	31.22	5.00	4.24	115.78	1.02
Dhaka Vegetable	100/5	80	40.00	39.25	39.50	40.00	(0.50)					9806	10/9/97	(5.33)				108.80	0.36
EL Camelia	100/5	5	950.00	950.00	950.00	1,020.00	(70.00)					9812	18/9/99	118.32	8.03			(61.68)	
Gachihata	100/50	1,009	37.00	36.25	36.50	37.25	(0.75)	5,500	40.00	37.00	3.00	9906	22/12/99	(14.85)				117.55	0.31
Gemini Sea Food	100/5					127.00						9909	26/12/99	(41.17)				108.50	1.17
Gulf Foods	100/50	2,450	131.50	130.25	130.50	131.25	(0.75)			134.00		9906	28/12/99	14.58	8.95	10.00	7.66	104.17	1.25
Hili Plantation	100/5					700.00						9906	3/12/99	(70.29)				360.43	1.94
Meghna Shrimp	100/20	8,300	84.25	82.75	83.00	83.50	(0.50)	300	83.75	84.25	(0.50)	9812	26/12/99	10.54	7.87	12.00	14.46	113.23	0.73
Meghna Vegetable Oil	100/50	3,160	65.00	65.00	65.00	64.75	0.25			67.00		9806	30/12/98	16.04	4.05	15.00	23.08	175.56	0.37
Modern Industries	100/5	130	70.00	64.25	67.25	70.00	(2.75)					9812	15/5/99	(15.43)				35.43	1.90
Mona Food	100/50	3,050	79.25	77.00	77.50	77.75	(0.25)			79.75		9906	30/12/99	0.87	89.08			110.11	0.70
NTC	100/5	366	719.00	685.00	717.00	654.00	63.00			442.75		9812	21/4/99	68.57	10.46	32.00	4.46	454.08	1.58
Rabeya Flour	10/50					8.10						9812	16/9/99	1.28	6.33			9.21	0.88
Rahima Food Corp	100/50	500	37.50	37.25	37.25	38.00	(0.75)			36.50		9906	30/12/99	(10.24)				109.11	0.34
Raspit Food	10/500	48,500	17.50	16.90	17.00	17.20	(0.20)			17.00		9612	30/10/97	1.18	14.41			10.16	1.67
Rupon Oil	10/100					16.00				14.00		9706	12/8/98	0.11	145.45			32.14	0.50
Shyampur Sugar Mills	10/100	34,200	6.90	6.70	6.70	6.90	(0.20)					9806	24/6/99	(75.75)				10.00	0.67
Tripti Industries	100/5	6,600	66.50	63.00	63.50	64.75	(1.25)	120	64.50	63.25	1.25	9808		4.74	13.40	10.00	15.75	110.00	0.58
Tulip Dairy	100/5	3,060	137.75	128.00	128.75	134.00	(5.25)					9306	30/3/95	(35.14)				53.99	2.38
Yousuf Flour	10/50					13.00						9906	29/12/99	0.01	1,300.00			(2.27)	
Zeal Bangla	10/50	13,600	7.10	7.00	7.00	7.00						9806	10/10/99	(2.72)				10.85	0.65
Fuel & Power																			
BD Welding	10/500	121,000	12.50	12.30	12.40	12.50	(0.10)	17,500	12.40	12.50	(0.10)	9812		0.31	40.00			13.70	0.91
BOC	10/50	100	91.60	91.50	91.60	94.80	(3.20)	50	89.50	87.30	2.20	9909	5/2/99	9.60	9.54	4.00	4.37	53.68	[illegible]
Eastern Lubricant	10/50	2,600	136.00	136.00	136.00	138.00						9806	18/3/99	5.64	24.11	3.50	2.57	[illegible]	3.21
National Oxyg	100/10	250	40.00	39.75	39.75	40.50	(0.75)			73.00		9608	30/6/97	(1,110.86)				[illegible]	
Padma Oil	10/50					140.00				130.00		9806	21/3/99	16.55	8.46	4.50	3.21	[illegible]	1.74
Jute																			
Ahad Jute	100/10					100.00						9906	26/12/99	2.71	36.90			103.64	0.46
Islam Jute	100/5					110.00						9906	29/12/19	(329.62)				802.09	0.14
Jute Spinners	100/5					120.00						9806	31/3/99	29.55	4.06	15.00	12.50	724.38	0.17
Mutual Jute	100/5					143.00						9906	26/12/99	(35.18)				3,588.10	0.04
Northern Jute	10/200	23,280	32.50	31.60	31.80	31.70	0.10					9906	7/12/99	(3.50)				6.95	4.58
Sirajganj Carpet	10/200	11,600	4.40	4.30	4.30	4.40	(0.10)					9612	22/12/97	(12.81)				(104.30)	
Sonali Aansh	100/5					189.75						9906	23/12/99	93.23	2.04			257.25	0.74
Textile																			
Al-Haj Textile	10/50					10.00						9906	29/12/99	(0.13)				86.07	0.12
Alltex Industries	100/50	750	48.00	47.00	47.50	48.00	(0.50)	100	48.00	48.75	(0.75)	9906	23/12/99	12.27	3.87			135.08	0.35
Anlima Yarn Dyeing	100/50	250	96.25	96.00	96.00	95.75	0.25			94.25		9906	9/12/99	17.96	5.35	12.00	12.50	111.19	0.86
Apex Spinning	100/20	80	103.00	102.50	102.75	104.50	(1.75)			114.75		9903	29/11/99	25.78	3.99	10.00	9.73	168.35	0.61

LEAGUE TABLE

Company Name	FV/ML	Market Performance: Dhaka Stock Exchange						Chittagong Stock Exchange				AGM		Financial Performance					
		Vol	Day's High	Day's Low	Day's Closing	Prev. Closing	Net Chg	Vol	Day's Closing	Prev. Closing	Net Chg	Year End	Date	EPS	P/E	DPS	Yield	NAV per Share	Price/ NAV
	Tk/nos	nos	Tk	Tk	Tk	Tk	Tk	nos	Tk	Tk	Tk	YM	D/M/Y	Tk	x	Tk	%	Tk	x
Pharma & Chemical																			
ACI	10/50	25,400	31.50	31.00	31.00	30.90	0.10	2,450	31.10	31.10		9812	20/5/99	3.26	9.51	2.50	8.06	30.87	1.00
Ambee Pharma	10/50	100	32.00	32.00	32.00	32.00				32.00		9612	9/9/99	1.04	30.77	1.00	3.13	11.51	2.78
Bangla Process	100/5					94.00						9906	30/12/99	8.07	11.65			101.57	0.93
BCIL	100/10	5,950	88.00	83.00	83.50	83.00	0.50	280	82.25	82.00	0.25	9806	17/12/98	12.85	6.50	10.00	11.98	146.68	0.57
Beximco Infusions	100/10	490	245.00	241.00	242.00	238.75	3.25			280.00		9812	4/12/99	47.67	5.08	10.00	4.13	197.71	1.22
Beximco Pharma	10/50	353,550	35.80	34.90	35.00	34.90	0.10	129,450	34.90	35.10	(0.20)	9812	9/12/99	8.46	4.14	1.50	4.29	69.83	0.50
Beximco Synthetics	100/20	10,780	134.00	130.25	131.00	131.00				132.00		9812	7/12/99	38.17	3.43	10.00	7.63	155.78	0.84
Glaxo Bangladesh	10/50					112.50						9812	20/5/99	6.56	17.15	3.00	2.67	45.60	2.47
Imam Button	100/50	29,850	104.50	101.25	101.25	102.50	(1.25)	7,750	101.50	102.00	(0.50)	9906	30/12/99	7.51	13.48	8.00	7.90	100.83	1.00
JH Chemical	100/50	1,500	77.25	75.75	76.25	77.00	(0.75)			76.25		9712						100.00	0.76
Kohinoor Chemicals	100/5	205	75.50	73.25	74.75	71.25	3.50			89.00		9406	27/2/95	(7.77)				(270.20)	
Libra Pharma	100/20	40	250.00	240.00	245.00	258.50	(13.50)			250.50		9906	9/12/99	32.86	7.46	15.00	6.12	397.23	0.62
National Polymer	100/10	40	143.25	142.50	142.75	142.00	0.75			155.00		9706	29/9/97	38.82	3.68	20.00	14.01	169.44	0.84
Orion Infusion	100/20					40.75				34.43		9606	3/2/97	8.09	5.04	17.00	41.72	102.38	0.40
Perfume Chemical	100/50	1,850	52.00	51.25	51.75	52.00	(0.25)	800	51.25	52.25	(1.00)	9806	30/4/98	1.62	31.94			108.11	0.48
Petro Synthetic	10/50	1,000	16.20	14.50	15.70	16.30	(0.60)					9812	30/9/99	(15.71)				(70.29)	
Pharma Aids	100/5					101.25						9806	27/12/98	(2.83)				114.78	0.88
Pharmaco	100/5	5,840	76.25	71.75	72.00	77.25	(5.25)					9806	31/3/99	3.55	20.28			61.34	1.17
Rahman Chemicals	100/10	960	48.50	47.00	47.75	48.25	(0.50)					9812	30/9/99	(1.98)				100.00	0.48
Reckitt & Colman	10/50	200	69.00	68.10	68.50	69.40	(1.30)			70.20		9901	17/5/99	5.15	13.30	3.00	4.38	28.54	2.40
Renata	100/5					460.00						9812	16/6/99	45.77	10.05	25.00	5.43	635.89	0.72
Square Pharma	100/20	220	818.00	807.00	810.00	804.00	6.00	120	801.75	850.00	(48.25)	9903	21/10/99	146.48	5.53	55.00	6.79	768.97	1.05
TBL	100/5	50	60.00	60.00	60.00	61.50	(1.50)			65.00		9812	30/9/99	(306.24)				(792.50)	
The Ibnsina	100/10	60	176.00	175.00	175.25	175.50	(0.25)			190.00		9806	6/2/99	20.54	8.53	17.00	9.70	111.39	1.57
Wata Chemicals	100/20					146.75				180.00		9812	21/7/99	7.00	20.96	12.50	8.52	184.18	0.80
Paper & Printing																			
Azadi Printers	100/10					78.00				77.75		9906	28/12/99	3.62	21.55			100.69	0.77
Eagle Box	10/50					36.00						9906	29/11/99	(56.66)				(275.40)	
MAQ Enterprises	100/50	500	36.25	35.00	35.50	36.50	(1.00)			38.00		9612		12.24	2.90			126.94	0.28
MAQ Paper	100/20					75.00				90.00		9712	20/9/98	18.47	4.06	10.00	13.33	123.04	0.61
Monospool Paper	100/5	4,040	124.00	119.75	123.00	119.75	3.25			130.50		9806	15/9/98	1.88	65.43			178.33	0.69
Padma Printers	10/50	15,900	12.70	12.40	12.40	12.70	(0.30)			12.00		9612	23/12/96					10.00	1.24
Paper Process	100/10	11,720	70.25	67.00	67.00	68.75	(1.75)					9712	15/9/98	2.38	28.15			86.45	0.78
Sonali Paper	10/50	1,300	12.40	12.40	12.40	13.00	(0.60)			17.20		9606	30/12/96	1.07	11.59	1.50	12.10	10.19	1.22
Services & Real Estate																			
BD Hotel	10/50											9812	23/9/99	6.63		3.50			
BD Services	10/50											9712	24/12/98	12.22		1.00		37.10	
Eastern Housing	100/20	3,800	111.25	110.00	110.50	111.50	(1.00)	840	111.50	111.25	0.25	9907	23/12/99	14.64	7.55	12.00	10.86	129.35	0.85
Samorita Hospital	100/50	2,750	123.25	121.50	122.00	123.75	(1.75)			120.75		9806	19/7/99	3.76	32.45	12.00	9.84	146.02	0.84
Shine Pukur Holdings	100/50	78,000	62.75	59.50	60.00	60.25	(0.25)	58,200	59.75	60.75	(1.00)	9812	9/12/99	5.21	11.52	5.00	8.33	104.77	0.57
Miscellaneous																			
Apex Footwear	100/20	160	134.00	133.00	133.50	133.75	(0.25