The Daily Star BUSINESS

STAR 50 Index 73.97

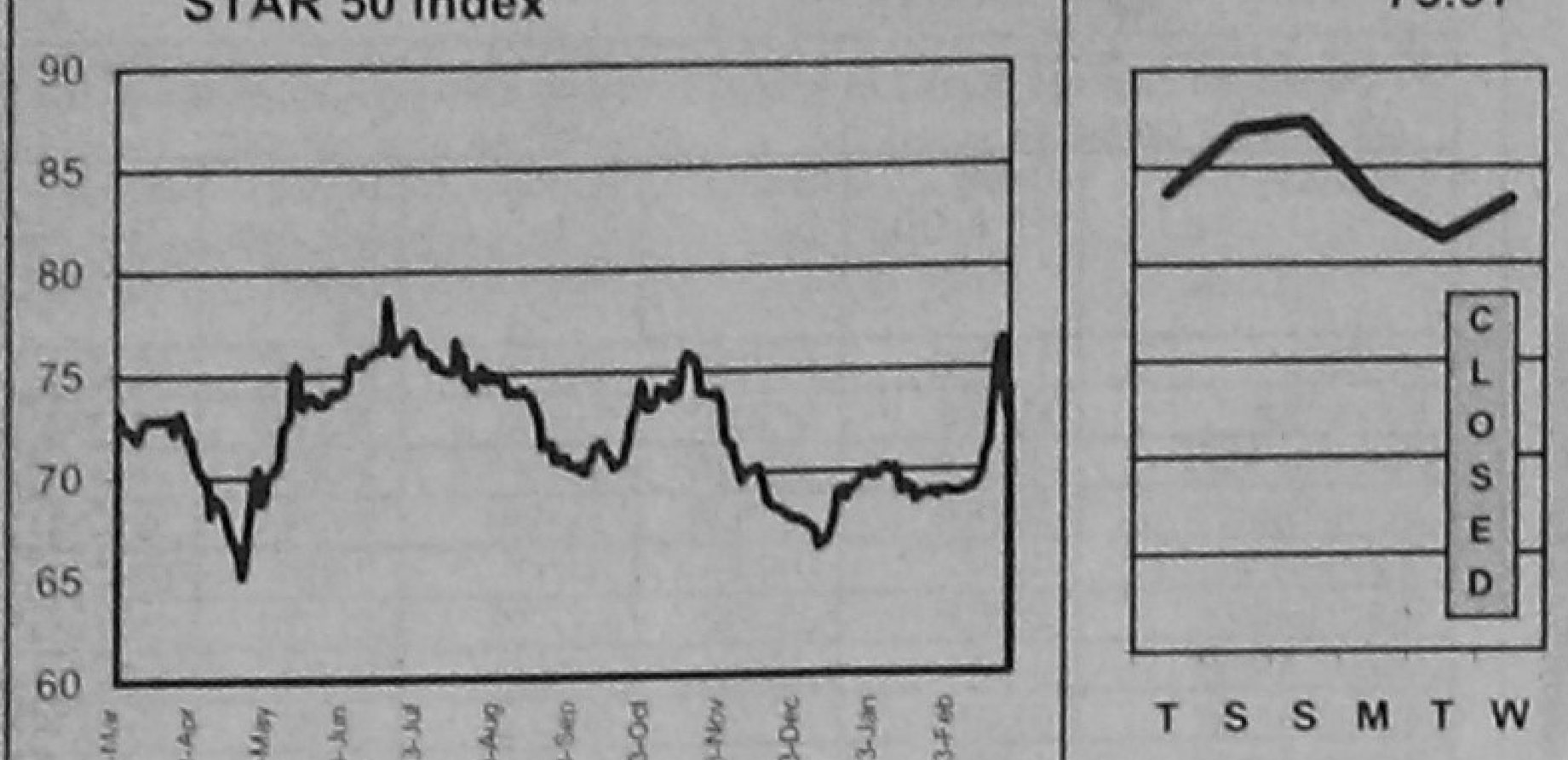

Fifty companies have been chosen for calculation of the **STAR 50 Index** based on their market capitalisation, liquidity, free float and corporate track record. The **Base Period** for the Index is **August 10, 1998**. The calculation has been done according to the widely used International Finance Corporation formula.

DSE All Share Price Index 505.97

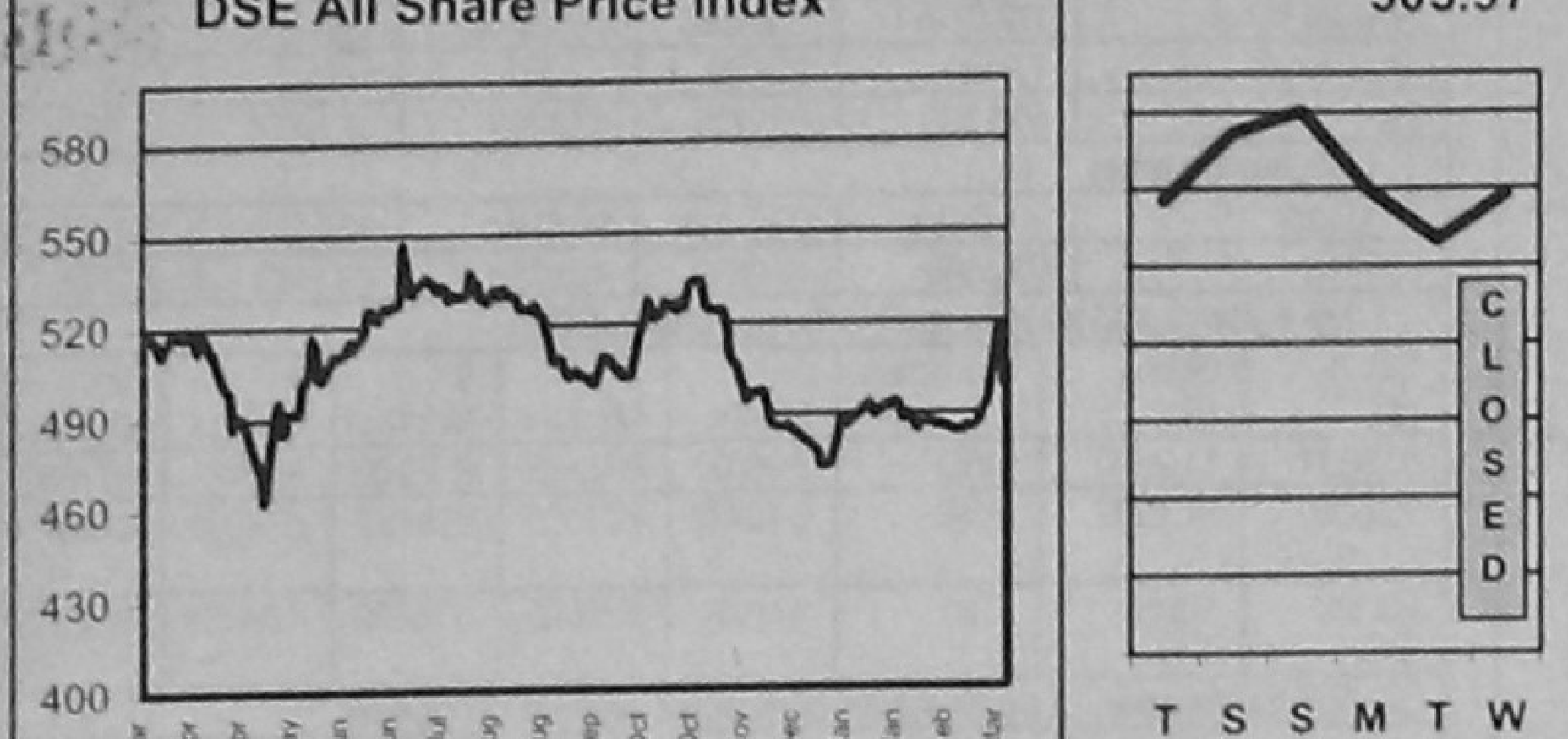

CSE All Share Price Index 1,071.59

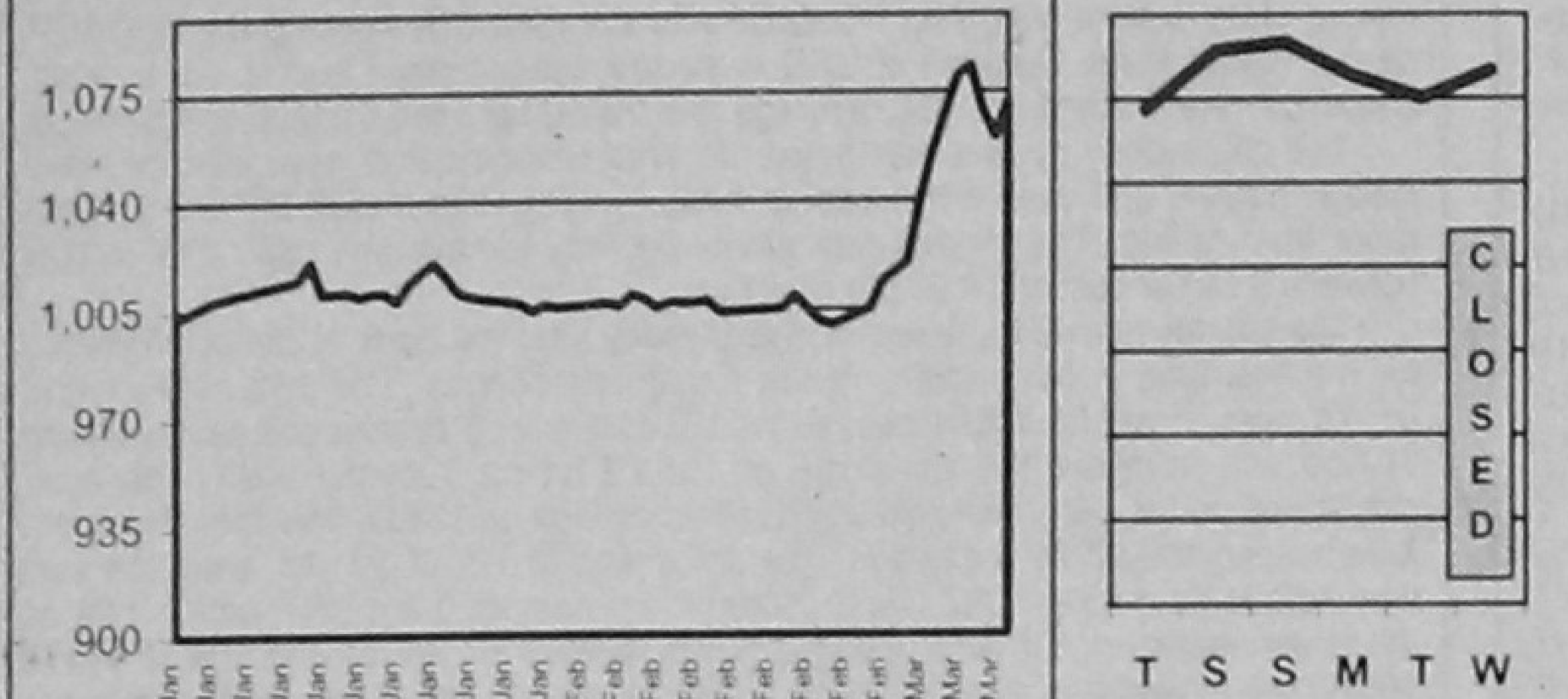

DAY'S MARKET
March 8, 2000

	DSE	CSE
All Share Price Index	505.97	1,071.59
Change in Index (pts)	7.04	11.47
Change in Index (%)	1.41%	1.08%
Market Capitalisation (cr Tk)	4,635.11	3,838.03
Market Capitalisation (mil US$)	965.65	799.59
Turnover Volume ('000)	1,642	662
Turnover Value (cr Tk)	7.21	3.55
No. of Issues Traded	150	44
No. of Issues Gained	94	25
No. of Issues Incurred Loss	35	15
No. of Issues Unchanged	21	4
Price Earning Ratio (x)	6.80	6.71
Dividend Yield (%)	7.25	7.42

DAY'S MARKET LEADERS

TURNOVER LEADERS

DSE	Vol '000	Value Tkm	CSE	Vol '000	Value Tkm
1 Beximco Pharma	245	8.56	1 Samata Leather	76	13.27
2 Ranfoundry	364	5.49	2 Shine Pukur	91	5.51
3 Shine Pukur	90	5.43	3 Beximco Pharma	150	5.27
4 Confid Cement	17	5.34	4 Ctg. Cement	3	3.13
5 Samata Leather	30	5.14	5 Ranfoundry	129	1.95
6 Ctg. Cement	4	3.66	6 Imam Button	16	1.62
7 Meghna Cemnt	21	3.46	7 Confid Cement	3	1.11
8 Sinobangla	89	3.01	8 Aramit Cement	8	1.04
9 Imam Button	18	1.87	9 Chic Tex	74	0.57
10 Beximco Synt	14	1.83	10 Meghna Cemnt	3	0.44

CAPITAL GAINERS

DSE	Vol '000	Change %	CSE	Vol '000	Change %
1 Samata Leather	29.65	16.44	1 Samata Leather	76.40	16.22
2 BCIL	5.44	9.21	2 Confid Cement	3.48	11.07
3 Meghna Cemnt	20.80	8.48	3 Meghna Cemnt	2.60	8.06
4 Confid Cement	16.84	8.19	4 BCIL	0.02	7.89
5 Federal Ins	0.10	7.99	5 Ctg. Cement	3.00	6.69
6 Olympic	11.87	7.91	6 Aramit Cement	8.20	5.18
7 Monno Jute Staff	0.01	6.82	7 Shine Pukur	90.65	3.40
8 Shine Pukur	90.05	6.17	8 Beximco Pharma	150.20	3.24
9 Aramit Cement	13.15	6.09	9 Ambee Pharma	0.10	3.23
10 Niloy Cement	5.20	5.05	10 Ashraf Tex	5.20	2.91

CAPITAL LOSERS

DSE	Vol '000	Change %	CSE	Vol '000	Change %
1 EL Camellia	0.01	(8.93)	1 Lexco Ltd	0.10	(13.21)
2 Dulamia Cotton	0.02	(6.85)	2 BD Zipper	0.40	(6.92)
3 BEMCO	0.17	(6.84)	3 Monno Cera	0.05	(6.80)
4 Rupali Ins	0.08	(5.38)	4 BD Autocars	0.17	(5.69)
5 Petro Synth	0.10	(4.68)	5 Niloy Cement	0.40	(3.68)
6 Renwick Jaj	0.05	(4.41)	6 J H Chemi	0.10	(3.48)
7 Jute Spinners	0.02	(4.00)	7 Samorita Hosp	0.80	(2.03)
8 Safko Spinning	0.35	(3.97)	8 Sinobangla	10.00	(1.74)
9 N Polymer	0.04	(3.40)	9 Beximco Knit	0.22	(1.46)
10 Pharmaco	3.28	[illegible]	10 Ranfoundry	[illegible]	[illegible]

LEAGUE TABLE

Company Name	FV/ML Tk/nos	DSE Vol nos	DSE Day's High Tk	DSE Day's Low Tk	DSE Day's Closing Tk	DSE Prev Closing Tk	DSE Net Chg Tk	CSE Vol nos	CSE Day's Closing Tk	CSE Prev Closing Tk	CSE Net Chg Tk	AGM Year End YM	AGM Date D/M/Y	EPS Tk	P/E x	DPS Tk	Yield %	NAV per Share Tk	Price/NAV x
Banks																			
Al-Arafa	1000/1	55	1,110.00	1,095.00	1,101.00	1,099.25	1.75	-	-	1,085.00	-	9812	23/8/99	210.82	5.22	150.00	13.62	1,220.00	0.90
Al Baraka Bank	1000/1	-	-	-	-	1,000.00	-	-	-	-	-	9812	16/9/99	(226.30)	-	-	-	1,129.00	0.89
Arab Bangladesh Bank	100/5	-	-	-	-	84.50	-	-	-	84.50	-	9812	18/12/99	33.77	2.50	-	-	177.02	0.48
City Bank	100/5	-	-	-	-	120.00	-	-	-	115.00	-	9812	20/11/99	25.55	4.70	-	-	264.45	0.45
Eastern Bank	100/20	60	112.00	110.75	111.00	106.00	5.00	-	-	-	-	9712	12/11/98	57.14	1.94	-	-	159.58	0.70
IDLC	100/20	100	438.00	435.00	436.00	430.50	5.50	-	-	490.00	-	9812	10/6/99	31.75	13.73	25.00	5.73	224.02	1.95
IFIC Bank	100/5	-	-	-	-	111.50	-	-	-	97.00	-	9612	5/7/99	23.34	4.78	-	-	196.22	0.57
Islami Bank	1000/1	10	2,330.00	2,315.00	2,319.75	2,305.75	14.00	-	-	2,290.00	-	9812	26/8/99	303.33	7.65	210.00	9.05	4,182.10	0.55
National Bank	100/20	1,220	68.75	67.00	67.75	67.75	-	-	-	70.00	-	9812	4/12/99	93.19	0.73	-	-	319.37	0.21
Pubali Bank	100/5	-	-	-	-	125.00	-	-	-	103.00	-	9812	23/12/99	62.52	2.00	-	-	376.62	0.33
Rupali Bank	100/10	60	66.00	66.00	66.00	65.00	1.00	-	-	75.00	-	9712	20/3/99	0.81	81.48	-	-	143.23	0.46
UCBL	100/5	-	-	-	-	67.00	-	-	-	66.50	-	9612	27/8/97	34.66	1.93	-	-	198.58	0.34
United Leasing	100/20	-	-	-	-	580.00	-	-	-	-	-	9812	20/5/99	63.07	9.20	25.00	4.31	402.91	1.44
Uttara Bank	100/5	-	-	-	-	80.00	-	-	-	-	-	9812	6/12/99	22.19	3.61	-	-	558.69	0.14
Uttara Finance	100/50	100	161.00	161.00	161.00	162.25	(1.25)	-	-	150.00	-	9812	22/6/99	15.59	10.33	15.00	9.32	106.71	1.51
Investment																			
1st BSRS MF	100/50	100	51.00	51.00	51.00	51.50	(0.50)	-	-	50.00	-	9612	-	-	-	-	-	100.00	0.51
1st ICB MF	100/5	-	-	-	-	1,105.00	-	-	-	1,050.00	-	9906	4/11/99	251.63	4.39	100.00	9.05	541.38	2.04
2nd ICB MF	100/5	-	-	-	-	348.50	-	-	-	425.00	-	9906	4/11/99	44.95	7.75	32.00	9.18	156.52	2.23
3rd ICB MF	100/5	5	340.00	340.00	340.00	335.00	5.00	-	-	320.00	-	9906	4/11/99	37.54	9.06	38.00	11.18	237.32	1.43
4th ICB MF	100/10	-	-	-	-	300.00	-	-	-	306.75	-	9906	4/11/99	42.36	7.08	35.00	11.67	178.01	[illegible]
5th ICB MF	100/10	-	-	-	-	190.00	-	-	-	211.00	-	9906	4/11/99	17.35	10.95	20.00	10.53	129.82	1.46
6th ICB MF	100/10	-	-	-	-	132.50	-	-	-	132.00	-	9906	4/11/99	8.45	15.68	15.00	11.32	125.55	1.06
7th ICB MF	100/50	-	-	-	-	115.00	-	-	-	112.00	-	9906	4/11/99	13.11	8.77	13.00	11.30	118.53	0.97
8th ICB MF	100/50	50	106.00	106.00	106.00	107.25	(1.25)	-	-	106.00	-	9906	4/11/99	13.21	8.02	12.00	11.32	117.81	0.90
ICB	100/5	-	-	-	-	108.00	-	-	-	175.00	-	9906	4/11/99	21.61	5.00	7.00	6.48	297.35	0.36
Engineering																			
Aftab Automobile	100/5	365	184.00	178.00	181.25	177.75	3.50	-	-	180.00	-	9908	23/12/99	27.79	6.52	16.00	8.83	249.59	0.73
Anwar Galvanizing	100/50	300	134.00	133.00	133.25	130.00	3.25	-	-	130.00	-	9806	28/4/99	2.16	61.69	15.00	11.26	113.00	1.18
Atlas Bangladesh	10/50	200	136.00	135.00	135.60	134.00	1.60	-	-	-	-	9906	30/12/99	19.31	7.02	11.00	8.11	85.78	1.58
Aziz Pipe	100/5	1,035	506.00	498.00	498.75	497.00	1.75	-	-	500.00	-	9812	26/8/99	45.83	10.88	30.00	6.02	562.70	0.89
BD Autocars	100/5	1,515	68.50	67.50	67.75	66.75	1.00	170	66.25	70.25	(4.00)	9706	30/12/97	11.69	5.80	-	-	130.72	0.52
BD Lamps	100/5	190	538.00	520.00	530.00	524.25	5.75	-	-	521.00	-	9812	16/9/99	24.62	21.53	20.00	3.77	248.51	2.13
BEMCO	100/10	170	64.75	60.00	61.25	65.75	(4.50)	-	-	-	-	9712	30/12/98	(30.96)	-	-	-	76.67	0.80
Bengal Steel	10/50	-	-	-	-	1,113.70	-	-	-	-	-	9812	25/9/99	(1.23)	-	-	-	(81.47)	-
Eastern Cables	100/5	2,370	100.75	96.00	98.75	95.50	3.25	190	98.00	96.75	1.25	9806	24/6/99	7.57	13.04	12.00	12.15	168.73	0.59
Karim Pipe	100/5	-	-	-	-	67.25	-	-	-	-	-	9812	23/12/99	(103.96)	-	-	-	106.73	0.63
Kay & Que	100/50	800	113.00	110.00	110.75	109.25	1.50	-	-	107.00	-	9812	30/9/99	(10.94)	-	-	-	110.70	1.00
Metalex Corp.	100/5	40	102.00	98.00	100.00	96.50	3.50	-	-	-	-	9506	24/4/96	(562.54)	-	-	-	(3,101.00)	-
Monno Jute Staffer	100/5	10	235.00	235.00	235.00	220.00	15.00	-	-	-	-	9812	29/11/99	18.26	12.87	20.00	8.51	225.57	1.04
Monno Jutex	100/5	-	-	-	-	750.00	-	-	-	-	-	9906	28/11/99	78.24	9.59	50.00	6.67	745.08	1.01
National Tubes	100/10	120	515.00	515.00	515.00	510.50	4.50	-	-	-	-	9806	21/4/99	108.33	4.75	30.00	5.83	(11.28)	-
Olympic Industries	100/5	11,870	108.00	99.50	105.75	98.00	7.75	10	105.00	105.50	(0.50)	9703	22/12/97	19.22	5.50	20.00	18.91	184.61	0.57
Quasem Drycell	10/50	49,000	14.00	13.70	13.80	13.50	0.30	27,050	13.90	13.80	0.10	9906	23/12/99	1.11	12.43	1.00	7.25	28.42	0.49
Rangpur Foundry	10/500	363,500	15.50	15.00	15.10	15.20	(0.10)	129,000	15.10	15.30	(0.20)	9809	-	1.32	11.44	-	-	12.88	1.17
Renwick Jajnes	100/5	50	65.00	65.00	65.00	68.00	(3.00)	-	-	-	-	9906	28/12/99	(56.25)	-	-	-	100.75	0.65
Singer Bangladesh	[illegible]	695	1,234.00	1,206.00	1,219.75	1,196.25	23.50	-	-	-	-	[illegible]	[illegible]	91.99	13.26	100.00	[illegible]	156.05	7.82
Thai Aluminum	100/10	-	-	-	-	260.00	-	-	-	-	-	[illegible]	[illegible]	[illegible]	[illegible]	[illegible]	[illegible]	[illegible]	1.76
Wonderland T[illegible]	[illegible]	1,500	[illegible]	51.50	[illegible]	51.50	[illegible]	-	-	[illegible]	-	[illegible]	[illegible]	[illegible]	[illegible]	[illegible]	[illegible]	[illegible]	[illegible]
Food & Allied																			
AB Biscuit	100/5	-	-	-	-	165.00	-	-	-	-	-	9506	30/12/95	(26.78)	-	-	-	[illegible]	[illegible]
Alpha Tobacco	10/50	400	62.30	62.30	62.30	62.30	-	-	-	60.50	-	9810	9/4/99	7.32	8.51	5.25	8.43	77.96	0.80
Amam Sea Food	100/5	20	275.00	275.00	275.00	270.00	5.00	-	-	-	-	9906	30/11/99	(44.72)	-	-	-	(26.71)	-
AMCL (Pran)	100/10	1,080	295.00	285.00	290.50	280.25	10.25	-	-	275.00	-	9906	9/12/99	41.33	7.03	20.00	6.88	237.58	1.22
Apex Food	100/5	410	315.00	303.50	312.50	304.75	7.75	-	-	310.00	-	9906	29/11/99	(50.16)	-	-	-	626.66	0.50
Bangas	100/5	100	160.00	160.00	160.00	160.00	-	-	-	-	-	9906	3/12/99	20.19	7.92	15.00	9.38	151.49	1.06
BD Plantation	100/5	-	-	-	-	456.00	-	-	-	-	-	9906	3/12/99	(256.12)	-	-	-	302.11	1.51
Bengal Biscuit	100/20	2,040	66.00	65.50	65.50	65.00	0.50	-	-	65.25	-	9806	28/6/99	4.97	13.18	-	-	239.29	0.27
Beximco Fisheries	100/20	2,320	75.50	72.25	74.50	72.00	2.50	-	-	77.00	-	9812	7/12/99	8.17	9.12	5.00	6.71	136.00	0.55
Bionic Seafood	10/500	30,000	12.70	12.60	12.60	12.60	-	-	-	-	-	9903	-	1.67	7.54	-	-	13.22	0.95
BLTC	100/5	-	-	-	-	1,000.00	-	-	-	-	-	9812	29/8/99	44.40	22.52	30.00	3.00	1,498.90	0.67
BATBC	10/50	350	100.00	100.00	100.00	101.50	(1.50)	-	-	98.30	-	9812	17/5/99	12.59	7.94	9.00	9.00	39.22	2.55
Chittagong Vegetable	100/10	430	89.75	88.25	89.00	89.25	(0.25)	-	-	85.00	-	9906	30/12/99	(1.08)	-	8.00	8.99	225.49	0.39
Dhaka Fisheries	100/50	750	121.50	119.00	119.75	118.25	1.50	-	-	123.00	-	9906	23/12/99	3.78	31.68	5.00	4.18	115.78	1.03
Dhaka Vegetable	100/5	430	40.75	40.00	40.00	40.00	-	-	-	-	-	9506	10/9/97	(5.33)	-	-	-	108.80	0.37
EL Camelia	100/5	5	1,020.00	1,020.00	1,020.00	1,120.00	(100.00)	-	-	-	-	9812	18/9/99	118.32	8.62	-	-	(61.68)	-
Gachihata	100/50	3,250	38.25	37.00	37.25	37.25	-	-	-	37.00	-	9906	22/12/99	(14.85)	-	-	-	117.55	0.32
Gemini Sea Food	100/5	-	-	-	-	127.00	-	-	-	-	-	9909	26/12/99	(41.17)	-	-	-	108.50	1.17
Gulf Foods	100/50	2,400	132.75	131.00	131.25	131.50	(0.25)	-	-	134.00	-	9906	28/12/99	14.58	9.00	10.00	7.62	104.17	1.26
Hill Plantation	100/5	-	-	-	-	700.00	-	-	-	-	-	9906	3/12/99	(70.29)	-	-	-	360.43	1.94
Meghna Shrimp	100/20	4,680	84.00	83.00	83.50	82.75	0.75	3,160	84.25	83.25	1.00	9812	26/12/99	10.54	7.92	12.00	14.37	113.23	0.74
Meghna Vegetable Oil	100/50	-	-	-	-	64.75	-	-	-	67.00	-	9806	30/12/98	16.04	4.04	15.00	23.17	175.56	0.37
Modern Industries	100/5	-	-	-	-	70.00	-	-	-	-	-	9812	15/5/99	(15.43)	-	-	-	35.43	1.98
Mona Food	100/50	2,850	78.50	75.50	77.75	77.50	0.25	-	-	79.75	-	9906	30/12/99	0.87	89.37	-	-	110.11	0.71
NTC	100/5	25	655.00	650.00	654.00	655.00	(1.00)	-	-	442.75	-	9812	21/4/99	68.57	9.54	32.00	4.89	454.08	1.44
Rabeya Flour	10/50	-	-	-	-	8.10	-	-	-	-	-	9812	16/9/99	1.28	6.33	-	-	9.21	0.88
Rahima Food Corp.	100/50	1,800	38.50	37.75	38.00	36.75	1.25	100	36.50	36.25	0.25	9906	30/12/99	(10.24)	-	-	-	109.11	0.35
Rasol Food	10/500	32,500	17.60	17.20	17.20	17.40	(0.20)	-	-	17.00	-	9612	30/10/97	1.18	14.58	-	-	10.16	1.69
Rupon Oil	10/100	-	-	-	-	16.00	-	-	-	14.00	-	9706	12/8/98	0.11	145.45	-	-	32.14	0.50
Shyampur Sugar Mills	10/100	17,900	7.00	6.90	6.90	6.90	-	-	-	-	-	9806	24/6/99	(75.75)	-	-	-	10.00	0.69
Tripti Industries	100/5	7,400	65.75	64.00	64.75	63.25	1.50	-	-	63.25	-	9608	-	4.74	13.66	10.00	15.44	110.00	0.59
Tulip Dairy	100/5	1,500	135.50	133.50	134.00	133.25	0.75	-	-	-	-	9306	30/3/95	(35.14)	-	-	-	53.99	2.48
Yousuf Flour	10/50	-	-	-	-	13.00	-	-	-	-	-	9906	29/12/99	0.01	1,300.00	-	-	(2.27)	-
Zeal Bangla	10/50	58,200	7.20	7.00	7.00	7.10	(0.10)	-	-	-	-	9806	10/10/99	(2.72)	-	-	-	10.85	0.65
Fuel & Power																			
BD Welding	10/500	71,500	12.60	12.50	12.50	12.50	-	13,500	12.50	12.60	(0.10)	9812	-	0.31	40.32	-	-	13.70	0.91
BOC	10/50	5,150	95.00	93.00	94.90	90.60	4.30	-	-	87.30	-	9909	5/2/00	9.60	9.89	4.00	4.21	53.68	1.77
Eastern Lubricant	10/50	-	-	-	-	136.00	-	-	-	-	-	9806	18/3/99	5.64	24.11	3.50	2.57	42.42	3.21
National Oxyg.	100/10	390	41.75	38.50	40.50	40.75	(0.25)	-	-	73.00	-	9606	30/6/97	(1,110.86)	-	-	-	(337.60)	-
Padma Oil	10/50	-	-	-	-	140.00	-	-	-	130.00	-	9806	21/3/99	16.55	8.46	4.50	3.21	80.57	1.74
Jute																			
Ahad Jute	100/10	-	-	-	-	100.00	-	-	-	-	-	9906	26/12/99	2.71	36.90	-	-	103.64	0.96
Islam Jute	100/5	-	-	-	-	110.00	-	-	-	-	-	9906	29/12/19	(329.62)	-	-	-	802.09	0.14
Jute Spinners	100/5	20	120.00	120.00	120.00	125.00	(5.00)	-	-	-	-	9806	31/3/99	29.55	4.06	15.00	12.50	724.38	0.17
Mutual Jute	100/5	-	-	-	-	143.00	-	-	-	-	-	9906	26/12/99	(35.18)	-	-	-	3,586.10	0.04
Northern Jute	10/200	33,400	32.10	31.20	31.70	30.60	1.10	-	-	-	-	9906	7/12/99	(3.50)	-	-	-	6.95	4.56
Saleh Carpet	10/200	14,400	4.50	4.40	4.40	4.40	-	-	-	-	-	9612	22/12/97	(12.81)	-	-	-	(104.30)	-
Sonali Ansh	100/5	-	-	-	-	189.75	-	-	-	-	-	9906	23/12/99	93.23	2.04	-	-	257.25	[illegible]
Textile																			
Al-Haj Textile	10/50	-	-	-	-	10.00	-	-	-	-	-	9906	29/12/99	(0.13)	-	-	-	86.07	0.12
Alltex Industries	100/50	5,050	48.75	48.00	48.00	48.25	(0.25)	-	-	48.75	-	9906	23/12/99	12.27	3.91	-	-	135.08	0.36
Anlima Yarn Dyeing	100/50	300	97.00	95.50	95.75	95.75	-	50	94.25	95.00	(0.75)	9906	9/12/99	17.96	5.33	12.00	12.53	111.19	0.86
Apex Spinning	100/20	20	104.50	104.50	104.50	101.50	3.00	-	-	114.75	-	9903	29/11/99	25.78	4.05	10.00	9.57	168.35	0.62
Apex Weaving	100/50	900	43.25	42.50	42.75	42.25	0.50	-	-	41.75	-	9906	23/12/99	(8.67)	-	-	-	81.87	0.52
Arbee Textile	100/10	-	-	-	-	81.00	-	-	-	-	-	9812	30/6/99	(55.78)	-	-	-	(134.70)	-
Ashraf Textile	10/50	6,200	10.50	10.40	10.40	10.20	0.20	5,200	10.60	10.30	0.30	9906	29/12/99	(4.34)	-	-	-	20.12	0.52
BD Dyeing	100/20	3,000	125.00	116.00	120.25	116.75	3.50	60	121.00	118.50	2.50	9812	27/8/97	45.93	2.62	15.00	12.47	158.99	0.76
BD Zipper	100/50	650	74.75	74.25	74.25	74.75	(0.50)	400	74.00	79.50	(5.50)	9806	17/12/98	17.85	4.16	11.00	14.81	110.15	0.67
Beximco Denims	100/50	4,750	163.00	158.00	158.25	157.75	0.50	-	-	163.00	-	9812	25/11/99	45.78	3.46	5.00	3.16	165.83	0.95
Beximco Knitting	100/20	880	104.75	103.00	104.25	102.00	2.25	220	101.50	103.00	(1.50)	9812	5/12/99	29.70	3.51	5.00	4.80	141.20	0.74
Beximco Textile	100/50	1,250	109.75	109.00	109.00	108.75	0.25	-	-	109.00	-	9812	27/11/99	28.15	3.87	5.00	4.59	135.95	0.80
Chic Tex	10/500	48,000	7.80	7.70	7.70	7.70	-	73,500	7.70	7.70	-	9906	23/12/99	0.58	13.28	0.50	6.49	10.35	0.74
CMC Kamal	100/50	6,450	79.00	73.00	74.75	73.25	1.50	-	-	78.00	-	9812	8/4/99	5.10	14.66	5.00	6.69	100.10	0.75
Dandy Dyeing	100/50	5,750	61.75	57.50	60.50	60.25	0.25	-	-	-	-	9812	15/9/99	(38.78)	-	-	-	100.00	0.61
Delta Millers	100/20	6,480	52.00	51.25	51.50	51.50	-	3,000	51.75	51.75	-	9806	30/12/98	1.94	26.55	-	-	118.80	0.43
Desh Garments	100/10	-	-	-	-	79.00	-	-	-	-	-	9906	2/12/99	15.56	5.08	7.50	9.49	272.35	0.29
Dulamia Cotton	100/10	20	34.00	34.00	34.00	36.50	(2.50)	-	-	40.00	-	9906	9/12/99	(55.21)	-	-	-	(90.36)	-
Dynamic Textile	100/20	19,220	31.50	31.00	31.25	30.75	0.50	1,180	31.50	31.00	0.50	9609	7/9/97	(7.18)	-	-	-	104.83	0.30
Eagle Star Textile	10/50	14,500	8.40	8.20	8.20	8.10	0.10	19,700	8.30	8.20	0.10	9906	21/12/99	0.08	102.50	-	-	20.60	0.40
GEM Knitwear	100/50	3,150	82.50	80.25	80.50	81.00	(0.50)	-	-	85.00	-	9612	-	-	-	-	-	100.00	0.81
GMG Industrial Corp.	10/50	-	-	-	-	22.50	-	-	-	106.00	-	9906	22/12/99	(14.14)	-	-	-	128.71	0.17
HR Textile	100/50	550	77.00	76.75	76.75	77.00	(0.25)	450	77.00	76.50	0.50	9709	29/12/97	8.17	9.39	12.50	16.29	130.94	0.59
M. Hossain Garments	100/50	5,000	58.25	56.75	57.00	57.00	-	-	-	56.50	-	9606	24/12/97	5.20	10.96	15.00	26.32	116.99	0.49
Mita Textile	100/20	-	-	-	-	45.00	-	-	-	49.50	-	9906	7/12/99	0.65	69.23	-	-	116.75	0.39
Mithun Knitting	100/20	280	68.50	68.25	68.25	68.25	-	-	-	-	-	9906	3/12/99	9.87	6.91	-	-	127.91	0.53
Modern Dyeing	100/5	45	101.25	101.25	101.25	102.50	(1.25)	-	-	-	-	9906	23/12/99	2.53	40.02	5.00	4.94	101.56	1.00
Monno Fabrics	100/50	1,950	72.00	71.25	71.50	71.75	(0.25)	450	72.00	72.00	-	9812	2/12/99	(8.86)	-	-	-	135.22	0.53
Padma Textile	100/20	1,160	167.75	160.25	166.25	164.75	1.50	-	-	173.75	-	9812	27/11/99	53.83	3.09	5.00	3.01	278.27	0.60
Prime Textile	100/50	300	47.00	46.00	46.75	45.75	1.00	-	-	50.75	-	9806	20/3/99	(30.69)	-	-	-	290.99	0.16
Quasem Silk	10/100	15,900	13.40	13.00	13.00	13.20	(0.20)	-	-	-	-	9809	17/6/99	0.30	43.33	-	-	37.10	0.35
Quasem Textile	10/50	9,100	11.10	10.80	10.80	10.80	-	-	-	-	-	9809	17/6/99	(4.90)	-	-	-	12.00	0.90
Rahim Textile	100/5	-	-	-	-	79.50	-	-	-	-	-	9806	24/3/99	(13.54)	-	-	-	(28.17)	-
Safko Spinning	100/50	350	70.00	65.00	66.50	69.25	(2.75)	-	-	70.00	-	9809	-	8.31	8.00	-	-	114.59	0.58
Saiham Textile	100/10	100	78.75	78.75	78.75	78.75	-	-	-	76.75	-	9906	23/12/99	17.35	4.54	10.00	12.70	127.52	0.62
Saiib Knitwear	100/50	3,600	73.25	72.50	73.00	72.25	0.75	200	72.25	72.00	0.25	9906	15/12/99	2.09	34.93	6.00	8.22	103.74	0.70
Sonargaon Textile	100/50	-	-	-	-	71.00	-	-	-	90.00	-	9812	21/12/99	(3.60)	-	-	-	133.16	0.53
Sreepur Textile	100/50	-	-	-	-	42.50	-	-	-	42.00	-	9812	25/9/99	(5.94)	-	-	-	100.03	0.42
STM	100/5	-	-	-	-	92.50	-	-	-	-	-	9812	27/12/99	(30.18)	-	-	-	250.35	0.37
Stylecraft	100/5	40	660.00	660.00	660.00	639.50	20.50	-	-	-	-	9903	11/11/99	232.86	2.83	22.50	3.41	1,009.60	0.65
Tallu Spinning	100/10	-	-	-	-	65.00	-	-	-	-	-	9906	3/12/99	(9.57)	-	-	-	142.04	0.46
Tamijuddin Textile	100/10	-	-	-	-	37.25	-	-	-	36.00	-	9706	24/12/97	(7.74)	-	-	-	81.92	0.45
Pharma & Chemical																			
ACI	10/50	17,050	31.10	30.40	30.90	30.30	0.60	2,450	31.10	30.30	0.80	9812	20/5/99	3.26	9.48	2.50	8.09	30.87	1.00
Ambee Pharma	10/50	300	32.00	32.00	32.00	32.00	-	100	32.00	31.00	1.00	9812	9/9/99	1.04	30.77	1.00	3.13	11.51	2.78
Bangla Process	100/5	-	-	-	-	94.00	-	-	-	-	-	9906	30/12/99	8.07	11.65	-	-	101.57	0.93
BCIL	100/10	5,440	84.75	79.00	83.00	76.00	7.00	20	82.00	76.00	6.00	9806	17/12/98	12.85	6.46	10.00	12.05	146.68	0.57
Beximco Infusions	100/10	300	242.00	234.50	238.75	232.75	6.00	-	-	280.00	-	9812	4/12/99	47.67	5.01	10.00	4.19	197.71	1.21
Beximco Pharma	10/50	245,150	35.30	33.90	34.90	33.80	1.10	150,200	35.10	34.00	1.10	9812	9/12/99	8.46	4.13	1.50	4.30	69.83	0.50
Beximco Synthetics	100/20	13,960	132.00	127.00	131.00	126.75	4.25	-	-	132.00	-	9812	7/12/99	38.17	3.43	10.00	7.63	155.78	0.84
Glaxo Bangladesh	10/50	-	-	-	-	112.50	-	-	-	-	-	9812	20/5/99	6.56	17.15	3.00	2.67	45.60	2.47
Imam Button	100/50	18,250	103.25	101.00	102.50	100.50	2.00	15,900	102.00	101.00	1.00	9906	30/12/99	7.51	13.65	8.00	7.80	100.83	1.02
JH Chemical	100/50	50	77.00	77.00	77.00	76.75	0.25	100	76.25	79.00	(2.75)	9712	-	-	-	-	-	100.00	0.77
Kohinoor Chemicals	100/5	-	-	-	-	71.25	-	-	-	80.00	-	9406	27/2/95	(7.77)	-	-	-	(270.20)	-
Libra Pharma	100/20	440	267.00	242.25	258.50	260.00	(1.50)	-	-	250.50	-	9906	9/12/99	32.86	7.87	15.00	5.80	397.23	0.65
National Polymer	100/10	40	142.00	142.00	142.00	147.00	(5.00)	-	-	155.00	-	9706	29/9/97	38.82	3.66	20.00	14.08	169.44	0.84
Orion Infusion	100/20	-	-	-	-	40.75	-	-	-	34.43	-	9606	3/2/97	8.09	5.04	17.00	41.72	102.38	0.40
Perfume Chemical	100/50	4,150	52.50	51.75	52.00	51.75	0.25	400	52.25	51.75	0.50	9806	30/4/98	1.62	32.10	-	-	108.11	0.48
Petro Synthetic	10/50	100	16.30	16.30	16.30	17.10	(0.80)	-	-	-	-	9812	30/9/99	(15.71)	-	-	-	(70.29)	
Pharma Aids	100/5	-	-	-	-	101.25	-	-	-	-	-	9806	27/12/98	(2.83)	-	-	-	114.78	0.88
Pharmaco	100/5	3,280	79.50	77.00	77.25	78.50	(1.25)	-	-	-	-	9806	31/3/99	3.55	21.76	-	-	61.34	1.26
Rahman Chemicals	100/10	940	49.00	48.00	48.25	49.00	(0.75)	-	-	-	-	9812	30/9/99	(1.98)	-	-	-	100.00	0.48
Reckitt & Colman	10/50	150	70.00	69.10	69.40	70.50	(1.56)	-	-	70.20	-	9901	17/5/99	5.15	13.48	3.00	4.32	28.54	2.43
Renata	100/5	20	460.00	460.00	460.00	458.25	1.75	-	-	-	-	9812	16/6/99	45.77	10.05	25.00	5.43	635.89	0.72
Square Pharma	100/20	560	810.00	800.00	804.00	796.75	7.25	-	-	850.00	-	9903	21/10/99	146.48	5.49	55.00	6.84	768.97	1.05
TBL	100/5	70	62.00	60.00	61.50	62.00	(0.50)	-	-	65.00	-	9812	30/9/99	(306.24)	-	-	-	(792.50)	-
The I[illegible]	10/10	[illegible]	176.00	174.00	175.50	171.50	4.00	-	-	190.00	-	[illegible]	[illegible]	[illegible]	[illegible]	17.00	[illegible]	[illegible]	[illegible]
Wata Chemicals	100/20	-	-	-	-	146.75	-	-	-	180.00	-	9812	21/7/99	[illegible]	[illegible]	12.50	[illegible]	[illegible]	[illegible]
Paper & Printing																			
A[illegible]	[illegible]	-	-	-	-	[illegible]	-	-	-	[illegible]	-	[illegible]	28/12/[illegible]	[illegible]	21.58	-	-	[illegible]	0.77
E[illegible] Box	[illegible]	-	-	-	-	36.00	-	-	-	-	-	9906	29/11/[illegible]	(56.66)	-	-	-	(275.40)	-
MAQ Enterprises	100/50	-	-	-	-	36.50	-	-	-	38.00	-	9812	-	12.24	2.98	-	-	126.94	0.29
MAQ Paper	100/20	-	-	-	-	75.00	-	-	-	90.00	-	9712	20/9/98	18.47	4.06	10.00	13.33	123.04	0.61
Monospool Paper	100/5	1,900	125.00	118.25	119.75	117.25	2.50	-	-	130.50	-	9806	15/9/98	1.88	63.70	-	-	178.33	0.67
Padma Printers	10/50	6,000	12.90	12.40	12.70	12.70	-	-	-	12.00	-	9612	23/12/96	-	-	-	-	10.00	1.27
Paper Process	100/10	18,940	69.75	67.50	68.75	67.00	1.75	-	-	-	-	9712	15/9/98	2.38	28.89	-	-	86.45	0.80
Sonali Paper	10/50	-	-	-	-	13.00	-	-	-	17.20	-	9606	30/12/96	1.07	12.15	1.50	11.54	10.19	1.28
Services & Real Estate																			
BD Hotel	10/50	-	-	-	-	-	-	-	-	-	-	9812	23/9/99	6.63	-	3.50	-	-	-
BD Services	10/50	-	-	-	-	-	-	-	-	-	-	9712	24/12/98	12.22	-	1.00	-	37.10	-
Eastern Housing	100/20	4,020	112.00	110.50	111.50	109.75	1.75	200	111.25	109.00	2.25	9907	23/12/99	14.64	7.62	12.00	10.76	129.35	0.86
Samorita Hospital	100/50	3,800	125.00	122.75	123.75	121.75	2.00	800	120.75	123.25	(2.50)	9806	19/7/99	3.76	32.91	12.00	9.70	146.02	0.85
Shine Pukur Holdings	100/50	90,050	60.75	57.50	60.25	56.75	3.50	90,650	60.75	58.75	2.00	9812	9/12/99	5.21	11.56	5.00	8.30	104.77	0.58
Miscellaneous																			
Apex Footwear	100/20	440	137.00	132.00	133.75	131.50	2.25	-	-	130.00	-	9812	15/4/99	2.78	48.11	-	-	210.02	0.64
Apex Tannery	100/10	2,440	125.00	122.00	124.00	121.75	2.25	100	122.75	121.00	1.75	9906	5/12/99	4.13	30.02	-	-	410.07	0.30
Aramit	10/50	11,000	41.00	40.40	40.70	40.40	0.30	3,300	40.50	40.80	(0.30)	9812	30/10/99	3.26	12.48	2.50	6.14	25.55	1.53
Aramit Cement	100/50	13,150	127.00	116.25	126.25	119.00	7.25	8,200	127.00	120.75	6.25	9812	30/10/99	-	-	-	-	100.00	1.26
Bata Shoe	10/100	700	99.00	97.70	98.20	97.80	0.40	-	-	-	-	9812	3/6/99	8.29	11.85	8.00	8.15	32.66	3.01
BD Luggage	100/50	300	38.25	37.00	37.25	36.75	0.50	-	-	40.00	-	9606	-	-	-	-	-	100.00	0.37
Bengal Fine Ceramic	100/50	4,900	96.50	92.50	95.25	93.00	2.25	-	-	98.00	-	9906	30/12/99	1.39	68.53	-	-	101.91	0.93
BEXIMCO	10/100	20,000	34.00	33.40	33.60	32.70	0.90	1,800	33.80	33.90	(0.10)	9812	25/11/99	6.73	4.99	1.00	2.98	34.57	0.97
BSC	100/5	-	-	-	-	86.75	-	-	-	6.25	-	9806	7/4/99	(48.54)	-	-	-	(575.90)	-
Chittagong Cement	100/5	3,595	1,025.00	961.00	1,018.75	979.50	39.25	2,995	1,045.25	979.75	65.50	9806	15/4/99	53.29	19.12	40.00	3.93	137.57	7.41
Confidence Cement	100/20	16,840	318.25	297.00	317.00	293.00	24.00	3,480	318.50	286.75	31.75	9906	30/12/99	37.08	8.55	25.00	7.89	262.41	1.21
Excelsior Shoes	100/50	3,250	36.00	35.50	35.50	35.50	-	-	-	36.25	-	9809	27/9/99	(11.37)	-	-	-	121.58	0.29
Fu-Wang Ceramic	100/50	2,950	139.00	136.00	138.00	135.75	2.25	-	-	136.75	-	9906	9/12/99	18.36	7.52	15.00	10.87	107.73	1.28
GQ Ball Pen	10/50	5,150	72.20	71.00	71.10	70.70	0.40	-	-	77.00	-	9812	23/8/99	9.41	7.56	3.80	5.34	104.72	0.68
Highspeed Ship	100/5	-	-	-	-	61.00	-	-	-	-	-	9906	27/12/99	(13.13)	-	-	-	(308.30)	-
Himadri	10/100	-	-	-	-	6.60	-	-	-	-	-	9812	21/9/99	0.71	9.30	-	-	7.90	0.84
Legacy Footwear	10/500	64,000	13.20	13.00	13.00	13.10	(0.10)	14,000	13.00	13.00	-	9904	-	-	-	-	-	10.00	1.30
Lexco	100/10	3,060	130.00	124.25	125.25	126.50	(1.25)	100	121.50	140.00	(18.50)	9812	9/9/99	10.41	12.03	10.00	7.98	550.88	0.23
Mark BD Shilpa & Engg.	10/50	1,150	35.50	34.75	35.00	34.75	0.25	-	-	34.75	-	9706	29/12/97	13.54	2.58	11.00	31.43	218.88	0.16
Meghna Cement	100/50	20,800	168.00	155.00	166.25	153.25	13.00	2,600	167.50	155.00	12.50	9812	28/9/99	19.88	8.36	10.00	6.02	118.49	1.40
Monno Ceramic	100/5	165	325.00	322.00	323.75	318.75	5.00	50	312.00	334.75	(22.75)	9906	2/12/99	24.14	13.41	25.00	7.72	242.41	1.34
Niloy Cement	100/50	5,200	126.75	120.00	124.75	118.75	6.00	400	124.25	129.00	(4.75)	9906	17/12/99	2.74	45.53	-	-	103.36	1.21
Paragon Leather	100/50	3,400	50.75	50.00	50.50	50.50	-	50	50.50	49.75	0.75	9806	26/5/99	8.00	6.31	10.00	19.80	111.73	0.45
Phoenix Leather	100/5	-	-	-	-	260.00	-	-	-	-	-	9706	21/10/99	(439.05)	-	-	-	(426.20)	-
Rose Heaven Ball Pen	10/500	4,000	14.00	13.90	13.90	13.80	0.10	-	-	14.20	-	9806	19/12/98	1.13	12.30	1.00	7.19	16.52	0.84
Samata Leather	100/50	29,650	174.25	150.25	173.50	149.00	24.50	76,400	173.75	149.50	24.25	9906	31/10/99	3.80	45.66	7.00	4.03	178.11	0.97
Savar Refractories	100/5	270	83.50	83.50	83.50	84.25	(0.75)	-	-	-	-	9806	25/3/99	0.43	194.19	-	-	100.97	0.83
Sinobangla Industries	10/500	88,500	34.50	33.80	34.00	33.90	0.10	10,000	33.80	34.40	(0.60)	9806	-	0.22	154.55	-	-	10.22	3.33
Standard Ceramic	100/50	-	-	-	-	102.50	-	-	-	96.00	-	9806	7/7/99	(23.28)	-	7.50	7.32	192.45	0.53
Texpick Industries	100/10	2,070	119.00	113.75	114.25	114.00	0.25	-	-	-	-	9706	24/12/97	1.24	92.14	-	-	126.69	0.89
The Engineers	100/5	-	-	-	-	101.00	-	-	-	-	-	9808	25/12/99	78.59	1.29	10.00	9.90	516.25	0.20
Usmania Glass	100/5	290	206.00	190.00	203.00	201.50	1.50	-	-	205.00	-	9806	23/4/99	(62.65)	-	15.00	7.39	461.48	0.44
Insurance																			
BGIC	100/10	-	-	-	-	231.25	-	-	-	200.00	-	9812	9/9/99	25.22	9.17	20.00	8.65	239.59	0.97
Central Insurance	100/20	100	135.00	135.00	135.00	133.50	1.50	-	-	129.00	-	9812	9/9/99	19.01	7.10	15.00	11.11	161.48	0.84
Delta Life Insurance	100/5	80	534.00	530.00	532.00	527.00	5.00	-	-	350.00	-	9812	30/9/99	-	-	36.00	6.77	100.00	5.32
Eastern Insurance	100/20	-	-	-	-	154.00	-	-	-	204.00	-	9812	28/7/99	26.63	5.76	20.00	12.99	156.06	0.99
Eastland Insurance	100/20	-	-	-	-	156.00	-	-	-	155.00	-	9812	22/8/99	23.45	6.65	16.00	10.26	203.57	0.77
Federal Insurance	100/50	100	113.00	110.00	111.50	103.25	8.25	-	-	105.00	-	9812	4/12/99	6.08	18.34	12.00	10.76	153.94	0.72
Green Delta Insurance	100/10	-	-	-	-	450.00	-	-	-	415.00	-	9812	18/9/99	52.81	8.52	35.00	7.78	297.99	1.51
Janata Insurance	100/20	280	140.00	137.00	138.75	140.25	(1.50)	-	-	146.25	-	9812	14/10/99	61.32	2.26	25.00	18.02	178.95	0.78
Karnaphuli Insurance	100/20	40	120.00	120.00	120.00	120.00	-	-	-	-	-	9812	27/9/99	14.27	8.41	15.00	12.50	183.44	0.65
National Life Insurance	100/50	150	200.00	200.00	200.00	200.00	-	-	-	190.00	-	9812	31/7/99	-	-	22.00	11.00	100.00	2.00
People Insurance	100/10	-	-	-	-	485.00	-	-	-	301.00	-	9812	8/8/99	29.22	16.60	21.00	4.33	251.41	1.93
Phoenix Insurance	100/20	20	204.00	204.00	204.00	201.00	3.00	-	-	175.00	-	9812	19/7/99	24.09	8.47	20.00	9.80	193.42	1.05
Pragati Insurance	100/10	410	400.00	397.00	399.75	400.00	(0.25)	-	-	375.00	-	9812	15/7/99	42.99	9.30	35.00	8.76	361.16	1.11
Purabi Insurance	100/50	-	-	-	-	90.00	-	-	-	-	-	9812	30/1/00	5.07	17.75	5.00	5.56	127.39	0.71
Reliance Insurance	100/50	-	-	-	-	320.00	-	-	-	360.00	-	9812	22/6/99	46.28	6.91	30.00	9.38	386.09	0.83
Rupali Insurance	100/20	80	185.00	184.00	184.50	195.00	(10.50)	-	-	173.00	-	9812	14/9/99	28.81	6.40	15.00	8.13	274.66	0.67
Sandhani Life Insurance	100/50	-	-	-	-	105.75	-	-	-	100.25	-	9812	30/1/00	-	-	10.00	9.46	100.00	1.06
United Insurance	100/10	-	-	-	-	215.50	-	-	-	-	-	9812	25/5/99	42.51	5.07	22.00	10.21	225.61	0.96

DEBENTURE

Name	Nature of Debenutre	Year of Float	Date of Maturity	Date of Conversion	Interest Due	FV/ML Tk/Nos	Day's Closing Price DSE Tk	Day's Closing Price CSE Tk
Aramit Cement	14%, 20% Convertible, 80% Redeemable	1998	September, 2008	September, 2000	Mar, Sep	2500/2		
BD Luggage	14%, 20% Convertible, 80% Redeemable	1996	September 5, 2003	September 5, 1998	Mar, Sep	1800/2		
BD Welding	15%, 20% Convertible, 60% Redeemable	1999	July 15, 2006		Jul, Jan	2500/2		
BD Zipper	14%, 20% Convertible, 80% Redeemable	1995	August 1, 2002	August 1, 1997	Feb, Aug	1200/2		
Beximco Denims	14%, 100% Redeemable	1995	July 10, 2005		Jan, Jul	1963/2		
Beximco Fisheries	14%, 100% Redeemable	1994	May 1, 2004		Jan, Jul	1928.55/1		
Beximco Infusion	17%, 100% Redeemable	1992	October 31, 2000		Oct, Apr	400/2		
Beximco Synthetics	14%, 100% Redeemable	1993	September 1, 2003		Mar, Sep	1426/2		
Beximco Textile	14%, 100% Redeemable	1995	July 1, 2005		Jan, Jul	1963/2		
Beximco Knitting	14%, 20% Convertible, 80% Redeemable	1994	July 1, 2004	July 1, 1995	Jan, Jul	1540/2	1,256.00	

COMPANY CALENDAR

Company	Declaration Year End	Declaration Div/ Bon/ Rght	Book Closure From	Book Closure To	AGM/EGM Date & Time	AGM/EGM Venue
Rupali Bank	9812		18/2/2000	11/3/2000	11/3/2000 11.30am	BCIC Auditorium
Eastrn Lub	9906	25%	5/3/2000	11/3/2000	11/3/2000	Sadarghat Rd. Ctg
Padma Oil	9906	50%	1/3/2000	23/3/2000	23/3/2000 11 am	Sheraton Hotel
Bd Lugg Deb			17/2/2000	4/3/2000		
Alpha Toba	9909	42.5%F	22/3/2000	29/3/2000	29/3/2000 11.45pm	Factory Premises
Usmania Glass	9906	10%	25/3/2000	14/4/2000	14/4/2000 10 am	Reg. Office
Glaxowell	9912	3.25%F				
Raspit	9712	11%	10/4/2000	20/4/2000	20/4/2000 3pm	Pabna
M Hossain	9906	5%	5/3/2000	11/3/2000	11/3/2000 10am	R. Fabrics Premisses
Prime Textile	9906		10/3/2000	25/3/2000	25/3/2000 11 am	Factory Premisses
Rahim Tex	9906		13/3/2000	27/3/2000	27/3/2000 11 am	Sohag Com Centre
Rahim Textile	EGM	1:2 R	13/3/2000	27/3/2000	27/3/2000 10am	Sohag Com Centre
HR Tex	9909	[illegible]				
Savar Ref	9906		17/3/2000	23/3/2000	23/3/2000 10.30am	Hotel Sundarban
Dynamic Tex			24/3/2000	30/3/2000	30/3/2000 10am	Factory Premises
Samorita Hosp	9906		20/3/2000	30/3/2000	30/3/2000 10.30am	Sagar Com Centre
Sinobangla	9910	5%	22/3/2000	1/4/2000	1/4/2000 11am	ICMAB Auditorium
CMC Kamal	9912		8/4/2000	28/4/2000	28/4/2000 4pm	Hotel Purbani

NOTES

FI/ML	Face Value / Market Lots	Vol	Volume	P/E (x)	Price/Earning (Times)	Price/NAV(x)	Price/Net Asset Value(Times)
TK/Nos	Taka/Number of Shares	EPS	Earning Per Share	DPS	Dividend Per Share	Tkm	Taka in Million
Avg.	Average	Nos	Numbers	Prev.	Previous	Chg.	Change

Prepared by The Daily Star in collaboration with Securities Consultants Limited