The Daily Star
BUSINESS

DHAKA WEDNESDAY, FEBRUARY 2, 2000

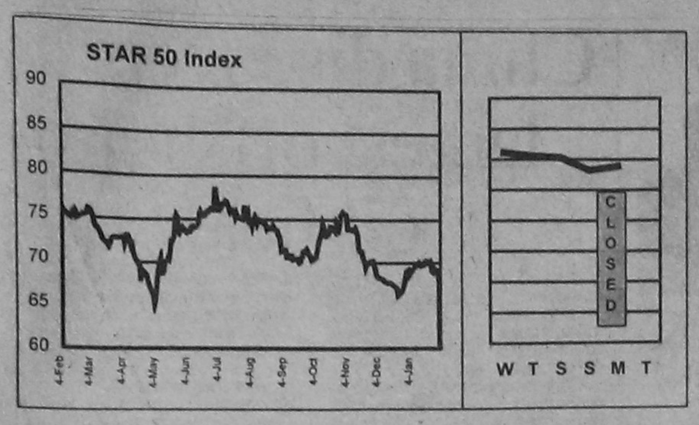

Fifty companies have been chosen for calculation of the **STAR 50 Index** based on their market capitalisation, liquidity, free float and corporate track record. The **Base Period** for the Index is **August 10, 1998**. The calculation has been done according to the widely used International Finance Corporation formula.

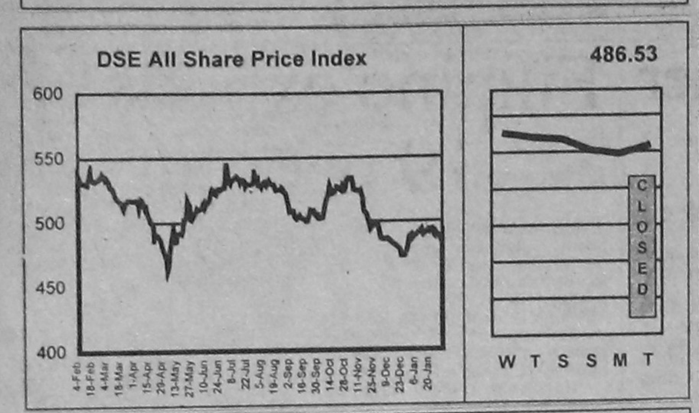

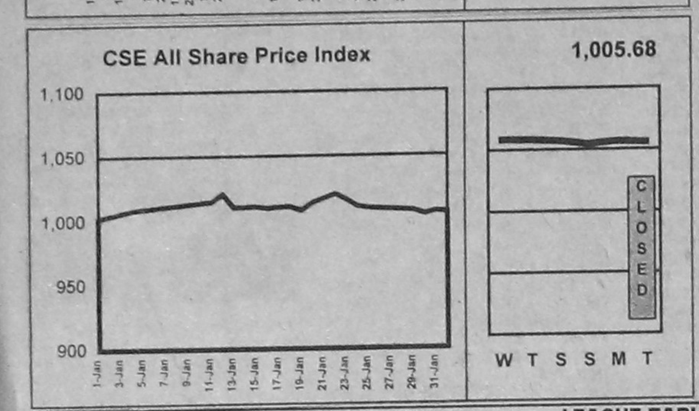

DAY'S MARKET
February 1, 2000

	DSE	CSE
All Share Price Index	486.53	1,005.68
Change in Index (pts)	2.09	(0.91)
Change in Index (%)	0.43%	-0.09%
Market Capitalisation (cr Tk)	4,457.07	3,624.52
Market Capitalisation (mil US$)	928.56	755.11
Turnover Volume ('000)	1,166	380
Turnover Value (cr Tk)	4.42	1.50
No. of Issues Traded	144	53
No. of Issues Gained	74	22
No. of Issues Incurred Loss	46	22
No. of Issues Unchanged	24	9
Price Earning Ratio (x)	6.51	7.91
Dividend Yield (%)	7.68	6.17

DAY'S MARKET LEADERS

TURNOVER LEADERS

	DSE	Vol '000	Value Tkm		CSE	Vol '000	Value Tkm
1				1	Samata Leather	57	6.24
2				2	Sinobangla	148	5.27
3				3	BD Welding	105	1.35
4				4	Ctg. Cement	1	0.79
5				5	Legacy Footwear	7	0.09
6				6	GEM Knit	1	0.05
7				7	Beximco Pharma	2	0.05
8				8	Mona Food	1	0.04
9				9	Ashraf Tex	4	0.04
10				10	Perfume Chemi	1	0.04

CAPITAL GAINERS

	DSE	Vol '000	Change %		CSE	Vol '000	Change %
1				1	Chic Tex	0.04	8,549.40
2				2	Janata Ins	0.08	17.71
3				3	Chittagong Vege	0.01	6.74
4				4	J H Chemi	0.15	3.44
5				5	M Hossain Gar	0.30	3.23
6				6	Eastern Cables	0.01	2.99
7				7	Legacy Footwear	7.00	2.36
8				8	Mark Shoe	1.05	2.03
9				9	BD Welding	105.00	1.57
10				10	Aramit Cement	0.20	1.56

CAPITAL LOSERS

	DSE	Vol '000	Change %		CSE	Vol '000	Change %
1				1	HR Tex	0.05	(13.65)
2				2	Sreepur Tex	0.05	(6.67)
3				3	Beximco Fish	0.02	(6.25)
4				4	Anwar Galva	0.05	(5.80)
5				5	Monno Cera	0.02	(3.64)
6				6	Sinobangla	148.00	(2.47)
7				7	Dynamic Tex	0.66	(2.34)
8				8	Olympic	0.05	(1.95)
9				9	Gachihata	0.20	(1.95)
10				10	Apex Tannery	0.29	(1.82)

LEAGUE TABLE

Company Name	FV/ML	Market Performance: Dhaka Stock Exchange Vol	Day's High	Day's Low	Day's Closing	Prev. Closing	Net Chg	Chittagong Stock Exchange Vol	Day's Closing	Prev. Closing	Net Chg	AGM Year End	Date	Financial Performance EPS	P/E	DPS	Yield	NAV per Share	Price/ NAV
	Tk/nos	nos	Tk	Tk	Tk	Tk	Tk	nos	Tk	Tk	Tk	YM	D/M/Y	Tk	x	Tk	%	Tk	x
Banks																			
Al-Arafa	1000/1					1,046.50	-			1,050.00	-	9812	23/8/99	210.82	4.93	150.00	14.42	1,220.00	0.85
Al Baraka Bank	1000/1					1,050.00	-			-	-	9812	16/5/99	(226.30)	-	-	-	1,129.00	0.93
Arab Bangladesh Bank	100/5					85.00	-			85.00	-	9812	18/12/99	33.77	2.52	-	-	177.02	0.48
City Bank	100/5					128.00	-			115.00	-	9812	20/11/99	25.55	5.01	-	-	264.45	0.48
Eastern Bank	100/20					117.75	-			-	-	9712	12/11/98	57.14	2.06	-	-	159.58	0.74
IDLC	100/20					426.00	-			490.00	-	9812	10/6/99	31.75	13.42	25.00	5.87	224.02	1.90
IFIC Bank	100/5					106.25	-			97.00	-	9612	5/7/99	23.34	4.55	-	-	196.22	0.54
Islami Bank	1000/1					2,119.00	-			2,100.00	-	9812	26/8/99	303.33	6.99	210.00	9.91	4,182.10	0.51
National Bank	100/20					62.25	-			63.50	-	9812	4/12/99	93.19	0.67	-	-	319.37	0.19
Pubali Bank	100/5					118.25	-			103.00	-	9812	23/12/99	62.52	1.89	-	-	376.62	0.31
Rupali Bank	100/10					81.75	-			75.00	-	9712	20/3/99	0.81	100.93	-	-	143.23	0.57
UCBL	100/5					64.00	-			75.00	-	9612	27/8/97	34.66	1.85	-	-	198.58	0.32
United Leasing	100/20					590.00	-			-	-	9812	20/5/99	63.07	9.35	25.00	4.24	402.91	1.46
Uttara Bank	100/5					77.00	-			-	-	9812	6/12/99	22.19	3.47	-	-	558.69	0.14
Uttara Finance	100/50					151.25	-			149.00	-	9812	22/5/99	15.59	9.70	15.00	9.92	106.71	1.42
Investment																			
1st BSRS MF	100/50					51.50	-			54.00	-	9612	-	-	-	-	-	100.00	0.51
1st ICB MF	100/5					955.00	-			1,050.00	-	9906	4/11/99	251.63	4.01	100.00	9.90	541.38	1.87
2nd ICB MF	100/5					317.50	-			425.00	-	9906	4/11/99	44.95	7.06	32.00	10.08	156.52	2.03
3rd ICB MF	100/5					329.00	-			340.00	-	9906	4/11/99	37.54	8.76	38.00	11.55	237.32	1.39
4th ICB MF	100/10					270.00	-			306.75	-	9906	4/11/99	42.36	6.37	35.00	12.96	178.01	1.52
5th ICB MF	100/10					180.00	-			211.00	-	9906	4/11/99	17.35	10.37	20.00	11.11	129.82	1.39
6th ICB MF	100/10					130.25	-			135.00	-	9906	4/11/99	8.45	15.41	15.00	11.52	125.55	1.04
7th ICB MF	100/50					116.00	-			112.00	-	9906	4/11/99	13.11	8.85	13.00	11.21	118.53	0.98
8th ICB MF	100/50					108.00	-			106.00	-	9906	4/11/99	13.21	8.14	12.00	11.16	117.81	0.91
ICB	100/5					165.00	-			175.00	-	9906	4/11/99	21.61	7.64	7.00	4.24	297.35	0.55
Engineering																			
Aftab Automobile	100/5					181.00	-			180.00	-	9908	23/12/99	27.79	6.51	16.00	8.84	249.59	0.73
Anwar Galvanizing	100/50					135.50	-	50	130.00	138.00	(8.00)	9806	28/4/99	2.16	62.96	15.00	11.03	113.00	1.20
Atlas Bangladesh	10/50					135.00	-			-	-	9906	30/12/99	19.31	7.22	11.00	7.89	85.78	1.63
Aziz Pipe	100/5					487.25	-			500.00	-	9812	26/8/99	45.83	10.52	30.00	6.22	562.70	0.86
BD Autocars	100/5					71.25	-	70	70.00	70.75	(0.75)	9706	30/12/97	11.89	6.03	-	-	130.72	0.54
BD Lamps	100/5					510.75	-			510.00	-	9812	16/9/99	24.62	20.75	20.00	3.92	248.51	2.06
BEMCO	100/10					67.50	-			-	-	9712	30/12/98	(30.96)	-	-	-	76.67	0.88
Bengal Steel	10/50					1,113.70	-			-	-	9812	25/9/99	(1.23)	-	-	-	(81.47)	-
Eastern Cables	100/5					92.25	-	10	94.75	92.00	2.75	9806	24/5/99	7.57	12.19	12.00	13.01	168.73	0.55
Karim Pipe	100/5					71.00	-			-	-	9812	23/12/99	(103.96)	-	-	-	106.73	0.67
Kay & Que	100/50					110.00	-			126.75	-	9812	30/9/99	(10.94)	-	-	-	110.70	0.99
Metalex Corp.	100/5					105.50	-			-	-	9506	24/4/96	(562.54)	-	-	-	(3,101.00)	-
Monno Jute Staffler	100/5					226.75	-			-	-	9812	29/11/99	18.26	12.42	20.00	8.82	225.57	1.01
Monno Jutex	100/5					725.00	-			-	-	9906	28/11/99	78.24	9.27	50.00	6.90	745.06	0.97
National Tubes	100/10					510.50	-			-	-	9806	21/4/99	108.33	4.71	30.00	5.88	(11.28)	-
Olympic Industries	100/5					86.00	-	50	88.00	89.75	(1.75)	9703	22/12/97	19.22	4.47	20.00	23.26	184.61	0.47
Quasem Drycell	10/50					12.70	-	2,300	12.80	12.90	(0.10)	9906	23/12/99	1.11	11.44	1.00	7.87	28.42	0.45
Rangpur Foundry	10/500					12.90	-	2,000	13.00	13.00	-	9809	-	1.32	9.77	-	-	12.88	1.00
Renwick Jajnes	100/5					83.50	-	-	-	-	-	9906	28/12/99	(58.25)	-	-	-	100.75	0.83
Singer Bangladesh	100/5					1,139.25	-	-	-	-	-	9902	19/5/99	91.99	12.38	100.00	8.78	156.05	7.30
Thai Aluminum	100/10					240.75	-	-	-	250.00	-	9812	16/9/99	22.39	10.86	20.00	8.22	147.48	1.65
Wonderland Toys	100/50					52.50	-	550	53.00	53.00	-	9906	30/12/99	(12.87)	-	-	-	74.90	0.70
Food & Allied																			
AB Biscuit	100/5					165.00	-			-	-	9506	30/12/95	(26.78)	-	-	-	238.76	0.69
Alpha Tobacco	10/50					59.60	-			60.50	-	9810	9/4/99	7.32	8.20	5.25	8.75	77.96	0.77
Amam Sea Food	100/5					246.00	-			-	-	9906	30/11/99	(44.72)	-	-	-	(26.71)	-
AMCL (Pran)	100/10					256.00	-			262.50	-	9906	9/12/99	41.33	6.18	20.00	7.83	237.58	1.08
Apex Food	100/5					296.25	-			309.75	-	9906	29/11/99	(50.16)	-	-	-	626.66	0.47
Bangas	100/5					158.00	-			-	-	9906	3/12/99	20.19	7.83	15.00	9.49	151.49	1.04
BD Plantation	100/5					456.00	-			-	-	9906	3/12/99	(256.12)	-	-	-	302.11	1.51
Bengal Biscuit	100/20					66.75	-	360	67.50	67.50	-	9806	28/6/99	4.97	13.38	-	-	239.29	0.28
Beximco Fisheries	100/20					68.75	-	20	67.50	72.00	(4.50)	9812	7/12/99	8.17	8.35	5.00	7.33	136.00	0.50
Bionic Seafood	10/500					13.20	-	-	-	-	-	9903	-	1.67	7.96	-	-	13.22	1.01
BLTC	100/5					1,018.00	-	-	-	-	-	9812	29/8/99	44.40	22.93	30.00	2.95	1,498.90	0.68
BATBC	10/50					104.00	-	-	-	104.00	-	9812	17/5/99	12.59	8.18	9.00	8.74	39.22	2.63
Chittagong Vegetable	100/10					84.25	-	10	91.00	85.25	5.75	9906	30/12/99	(1.08)	-	8.00	9.38	225.49	0.38
Dhaka Fisheries	100/50					128.75	-	-	-	130.00	-	9906	23/12/99	3.78	34.13	5.00	3.88	115.78	1.11
Dhaka Vegetable	100/5					43.50	-	-	-	-	-	9506	10/9/97	(5.33)	-	-	-	108.80	0.40
EL Camelia	100/5					1,540.00	-	-	-	-	-	9812	18/9/99	118.32	13.02	-	-	(61.68)	-
Gachihata	100/50					38.00	-	200	37.75	38.50	(0.75)	9806	22/12/99	(14.85)	-	-	-	117.55	0.32
Gemini Sea Food	100/5					132.50	-	-	-	-	-	9809	12/12/98	12.87	10.30	10.00	7.55	(245.80)	-
Gulf Foods	100/50					132.75	-	-	-	132.50	-	9906	28/12/99	14.58	9.10	10.00	7.53	104.17	1.27
Hill Plantation	100/5					700.00	-	-	-	-	-	9906	3/12/99	(70.29)	-	-	-	360.43	1.94
Meghna Shrimp	100/20					81.75	-	60	82.00	83.00	(1.00)	9812	26/12/99	10.54	7.76	12.00	14.68	113.23	0.72
Meghna Vegetable Oil	100/50					68.00	-	-	-	76.75	-	9806	30/12/98	16.04	4.24	15.00	22.06	175.56	0.39
Modern Industries	100/5					77.50	-	-	-	-	-	9812	15/5/99	(15.43)	-	-	-	35.43	2.19
Mona Food	100/50					80.75	-	550	81.25	81.50	(0.25)	9906	30/12/99	0.87	92.82	-	-	110.11	0.73
NTC	100/5					661.25	-	-	-	442.75	-	9812	21/4/99	68.57	9.64	32.00	4.84	454.08	1.46
Rabeya Flour	10/50					8.10	-	-	-	-	-	9812	16/9/99	1.28	6.33	-	-	9.21	0.88
Rahima Food Corp.	100/50					38.50	-	-	-	40.00	-	9906	30/12/99	(10.24)	-	-	-	109.11	0.35
Raspit Food	10/500					17.00	-	-	-	17.00	-	9612	30/10/97	1.16	14.41	-	-	10.16	1.67
Rupon Oil	10/100					16.00	-	-	-	14.00	-	9706	12/8/98	0.11	145.45	-	-	32.14	0.50
Shyampur Sugar Mills	10/100					7.60	-	-	-	-	-	9806	24/6/99	(75.75)	-	-	-	10.00	0.76
Tripli Industries	100/5					59.00	-	-	-	59.00	-	9608	-	4.74	12.45	10.00	16.95	110.00	0.54
Tulip Dairy	100/5					127.50	-	-	-	-	-	9306	30/3/95	(35.14)	-	-	-	53.99	2.36
Yousuf Flour	10/50					-	-	-	-	-	-	9906	29/12/99	0.01	-	-	-	(2.27)	-
Zeal Bangla	10/50					7.00	-	-	-	-	-	9806	10/10/99	(2.72)	-	-	-	10.85	0.65
Fuel & Power																			
BD Welding	10/500					12.70	-	105,000	12.90	12.70	0.20	9812	-	0.31	40.97	-	-	13.70	0.93
BOC	10/50					89.00	-	50	88.50	88.00	0.50	9808	1/2/99	7.79	11.37	3.80	4.29	48.08	1.84
Eastern Lubricant	10/50					10.00	-	-	-	-	-	9806	18/3/99	5.64	1.77	3.50	35.00	42.42	0.24
National Oxyg.	100/10					57.25	-	-	-	73.00	-	9606	30/6/97	(1,110.86)	-	-	-	(337.60)	-
Padma Oil	10/50					141.50	-	-	-	130.00	-	9606	21/3/99	16.55	8.55	4.50	3.18	80.57	1.76
Jute																			
Ahad Jute	100/10					-	-	-	-	-	-	9906	26/12/99	2.71	-	-	-	103.64	-
Islam Jute	100/5					110.00	-	-	-	-	-	9906	29/12/19	(329.62)	-	-	-	802.09	0.14
Jute Spinners	100/5					128.00	-	-	-	-	-	9806	31/3/99	29.55	4.33	15.00	11.72	724.38	0.18
Mutual Jute	100/5					143.00	-	-	-	-	-	9906	26/12/99	(35.18)	-	-	-	3,586.10	0.04
Northern Jute	10/200					32.00	-	-	-	-	-	9906	7/12/99	(3.50)	-	-	-	6.95	4.60
Salish Carpet	10/200					4.50	-	-	-	-	-	9612	22/12/97	(12.81)	-	-	-	(104.30)	-
Sonali Arish	100/5					155.00	-	-	-	-	-	9906	23/12/99	93.23	1.66	-	-	257.25	0.60
Textile																			
Al-Haj Textile	10/50					-	-	-	-	-	-	9906	29/12/99	(0.13)	-	-	-	86.07	-
Allax Industries	100/50					46.50	-	200	47.00	46.50	0.50	9906	23/12/99	12.27	3.81	-	-	135.08	0.35
Anlima Yarn Dyeing	100/50					93.75	-	-	-	98.00	-	9906	9/12/99	17.96	5.22	12.00	12.80	111.19	0.84
Apex Spinning	100/20					92.50	-	-	-	93.00	-	9903	29/11/99	25.78	3.59	10.00	10.81	168.35	0.55

LEAGUE TABLE

Company Name	FV/ML	Market Performance: Dhaka Stock Exchange Vol	Day's High	Day's Low	Day's Closing	Prev. Closing	Net Chg	Chittagong Stock Exchange Vol	Day's Closing	Prev. Closing	Net Chg	AGM Year End	Date	Financial Performance EPS	P/E	DPS	Yield	NAV per Share	Price/ NAV
	Tk/nos	nos	Tk	Tk	Tk	Tk	Tk	nos	Tk	Tk	Tk	YM	D/M/Y	Tk	x	Tk	%	Tk	x
Pharma & Chemical																			
ACI	10/50					27.90	-			27.90	-	9812	20/5/99	3.26	8.53	2.50	8.99	30.87	0.90
Ambee Pharma	10/50					31.00	-	100	31.00	30.70	0.30	9812	9/6/99	1.04	30.38	1.00	3.16	11.51	2.75
Bangla Process	100/5					95.00	-			-	-	9906	30/12/99	8.07	11.77	-	-	101.57	0.94
BCIL	100/10					71.75	-			68.00	-	9806	17/12/98	12.85	5.58	10.00	13.94	146.68	0.49
Beximco Infusions	100/10					223.00	-			280.00	-	9812	4/12/99	47.67	4.68	10.00	4.48	197.71	1.13
Beximco Pharma	10/50					29.90	-	1,650	30.00	30.00	-	9812	9/12/99	8.46	3.53	1.50	5.02	69.83	0.43
Beximco Synthetics	100/20					120.25	-			130.00	-	9812	7/12/99	38.17	3.14	10.00	8.35	155.78	0.77
Glaxo Bangladesh	10/50					132.90	-			-	-	9812	20/5/99	6.56	20.26	3.00	2.26	45.60	2.91
Imam Button	100/50					90.75	-	400	91.00	90.50	0.50	9906	30/12/99	7.51	12.08	8.00	8.82	100.83	0.90
JH Chemical	100/50					79.00	-	150	82.75	80.00	2.75	9712	-	-	-	-	-	100.00	0.79
Kohinoor Chemicals	100/5					75.25	-			80.00	-	9406	27/2/95	(7.77)	-	-	-	(270.20)	-
Libra Pharma	100/20					200.00	-			250.50	-	9906	9/12/99	32.86	6.09	15.00	7.50	397.23	0.50
National Polymer	100/10					141.25	-			155.00	-	9706	29/9/97	38.82	3.64	20.00	14.16	169.44	0.83
Orion Infusion	100/20					40.75	-			34.43	-	9606	3/2/97	8.09	5.04	17.00	41.72	102.38	0.40
Perfume Chemical	100/50					53.50	-	750	53.75	53.00	0.75	9806	30/4/98	1.62	33.02	-	-	108.11	0.49
Petro Synthetic	10/50					17.40	-			-	-	9812	30/9/99	(15.71)	-	-	-	(70.29)	-
Pharma Aids	100/5					150.00	-			-	-	9806	27/12/98	(2.83)	-	-	-	114.78	1.31
Pharmaco	100/5					90.25	-			-	-	9806	31/3/99	3.55	25.42	-	-	61.34	1.47
Rahman Chemicals	100/10					55.00	-			-	-	9812	30/9/99	(1.96)	-	-	-	100.00	0.55
Reckitt & Colman	10/50					67.10	-			67.60	-	9901	17/5/99	5.15	13.03	3.00	4.47	28.54	2.35
Renata	100/5					445.00	-			-	-	9812	16/6/99	45.77	9.72	25.00	5.62	635.89	0.70
Square Pharma	100/20					671.25	-	40	666.00	679.00	(13.00)	9903	21/10/99	146.48	4.58	55.00	8.19	768.97	0.87
TBL	100/5					67.25	-			87.00	-	9812	30/9/99	(306.24)	-	-	-	(792.50)	-
The Ibnsina	100/10					177.75	-			190.00	-	9806	6/2/99	20.54	8.65	17.00	9.56	111.39	1.60
Wata Chemicals	100/20					155.00	-			180.00	-	9812	21/7/99	7.00	22.14	12.50	8.06	184.18	0.84
Paper & Printing																			
Azadi Printers	100/10					78.00	-			77.75	-	9906	28/12/99	3.62	21.55	-	-	100.69	0.77
Eagle Box	10/50					34.70	-			-	-	9906	29/11/99	(56.66)	-	-	-	(275.40)	-
MAQ Enterprises	100/50					37.50	-			43.00	-	9612	-	12.24	3.06	-	-	126.94	0.30
MAQ Paper	100/20					81.50	-			90.00	-	9712	20/9/98	18.47	4.41	10.00	12.27	123.04	0.66
Monospool Paper	100/5					122.75	-			120.25	-	9806	15/9/98	1.86	65.29	-	-	178.33	0.69
Padma Printers	10/50					13.70	-			14.80	-	9612	23/12/96	-	-	-	-	10.00	1.37
Paper Process	100/10					79.75	-			-	-	9712	15/9/98	2.38	33.51	-	-	86.45	0.92
Sonali Paper	10/50					13.10	-			17.20	-	9606	30/12/96	1.07	12.24	1.50	11.45	10.19	1.29
Services & Real Estate																			
BD Hotel	10/50					-	-			-	-	9812	23/9/99	6.63	-	3.50	-	-	-
BD Services	10/50					-	-			-	-	9712	24/12/98	12.22	-	1.00	-	37.10	-
Eastern Housing	100/20					108.00	-			107.50	-	9907	23/12/99	14.64	7.38	12.00	11.11	129.35	0.83
Samorita Hospital	100/50					137.50	-			140.00	-	9806	19/7/99	3.76	36.57	12.00	8.73	146.02	0.94
Shine Pukur Holdings	100/50					45.50	-	500	46.00	45.75	0.25	9812	9/12/99	5.21	8.73	5.00	10.99	104.77	0.43
Miscellaneous																			
Apex Footwear	100/20					127.50	-			128.00	-	9812	15/4/99	2.78	45.50	-	-	210.02	0.60
Apex Tannery	100/10					122.25	-	290	121.25	123.50	(2.25)	9906	5/12/99	4.13	29.06	-	-	410.07	0.29
Aramit	10/50					41.40	-	100	41.40	41.50	(0.10)	9812	30/10/99	3.26	12.64	2.50	6.07	26.58	1.55
Aramit Cement	100/50					112.50	-	200	113.75	112.00	1.75	9812	30/10/99	-	-	-	-	100.00	1.13
Bata Shoe	10/100					98.90	-	-	-	-	-	9812	3/6/99	8.29	12.00	8.00	8.04	32.66	3.05
BD Luggage	100/50					38.50	-	-	-	41.00	-	9606	-	-	-	-	-	100.00	0.39
Bengal Fine Ceramic	100/50					89.25	-	100	91.75	91.00	0.75	9906	30/12/99	1.39	64.39	-	-	101.91	0.88
BEXIMCO	10/100					31.20	-	400	31.30	31.30	-	9812	25/11/99	6.73	4.64	1.00	3.21	34.57	0.90
BSC	100/5					71.00	-	-	-	6.25	-	9806	7/4/99	(48.54)	-	-	-	(575.90)	-
Chittagong Cement	100/5					850.50	-	905	872.75	860.25	12.50	9806	15/4/99	53.29	16.31	40.00	4.60	137.57	6.32
Confidence Cement	100/20					239.50	-	140	238.50	239.75	(1.25)	9906	30/12/99	37.08	6.47	25.00	10.42	262.41	0.91
Excelsior Shoes	100/50					37.00	-	-	-	37.50	-	9809	27/9/99	(11.37)	-	-	-	121.58	0.30
Fu-Wang Ceramic	100/50					132.75	-	100	135.50	134.00	1.50	9906	9/12/99	18.36	7.23	15.00	11.30	107.73	1.23
GQ Ball Pen	10/50					73.50	-	-	-	72.10	-	9812	23/8/99	9.41	7.81	3.80	5.17	104.72	0.70
Highspeed Ship	100/5					61.00	-	-	-	-	-	9806	25/3/99	(11.36)	-	-	-	(295.20)	-
Himadri	10/100					6.60	-	-	-	-	-	9812	21/9/99	0.71	9.30	-	-	7.90	0.84
Legacy Footwear	10/500					12.80	-	7,000	13.00	12.70	0.30	9904	-	-	-	-	-	10.00	1.28
Lexco	100/10					125.00	-	-	-	144.00	-	9812	9/9/99	10.41	12.01	10.00	8.00	550.88	0.23
Mark BD Shilpa & Engg.	100/50					36.50	-	1,050	37.75	37.00	0.75	9706