The Daily Star BUSINESS

DHAKA MONDAY, JANUARY 31, 2000

STAR 50 Index

68.47

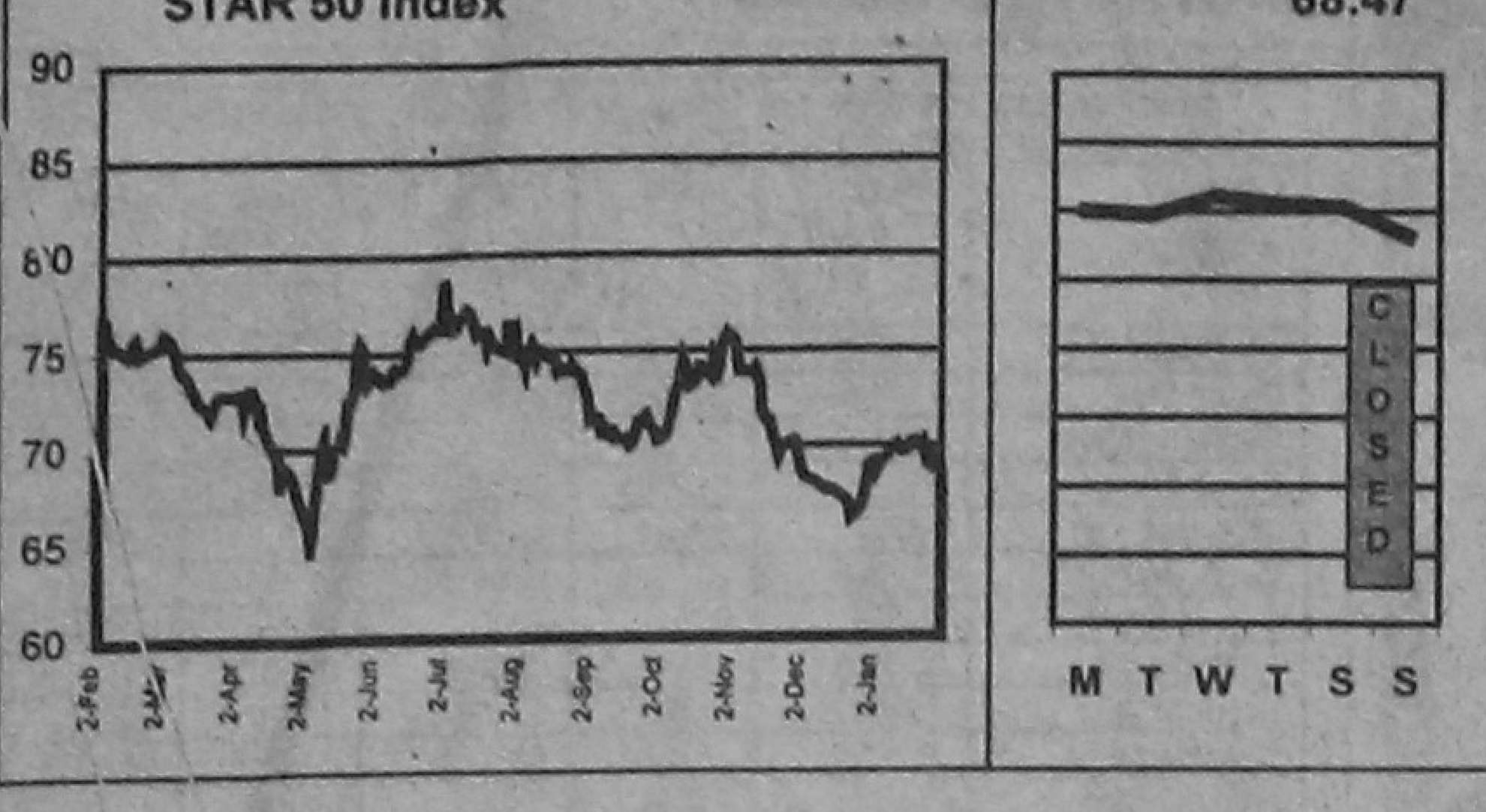

Fifty companies have been chosen for calculation of the **STAR 50 Index** based on their market capitalisation, liquidity, free float and corporate track record. The **Base Period** for the Index is **August 10, 1998**. The calculation has been done according to the widely used International Finance Corporation formula.

DSE All Share Price Index

485.50

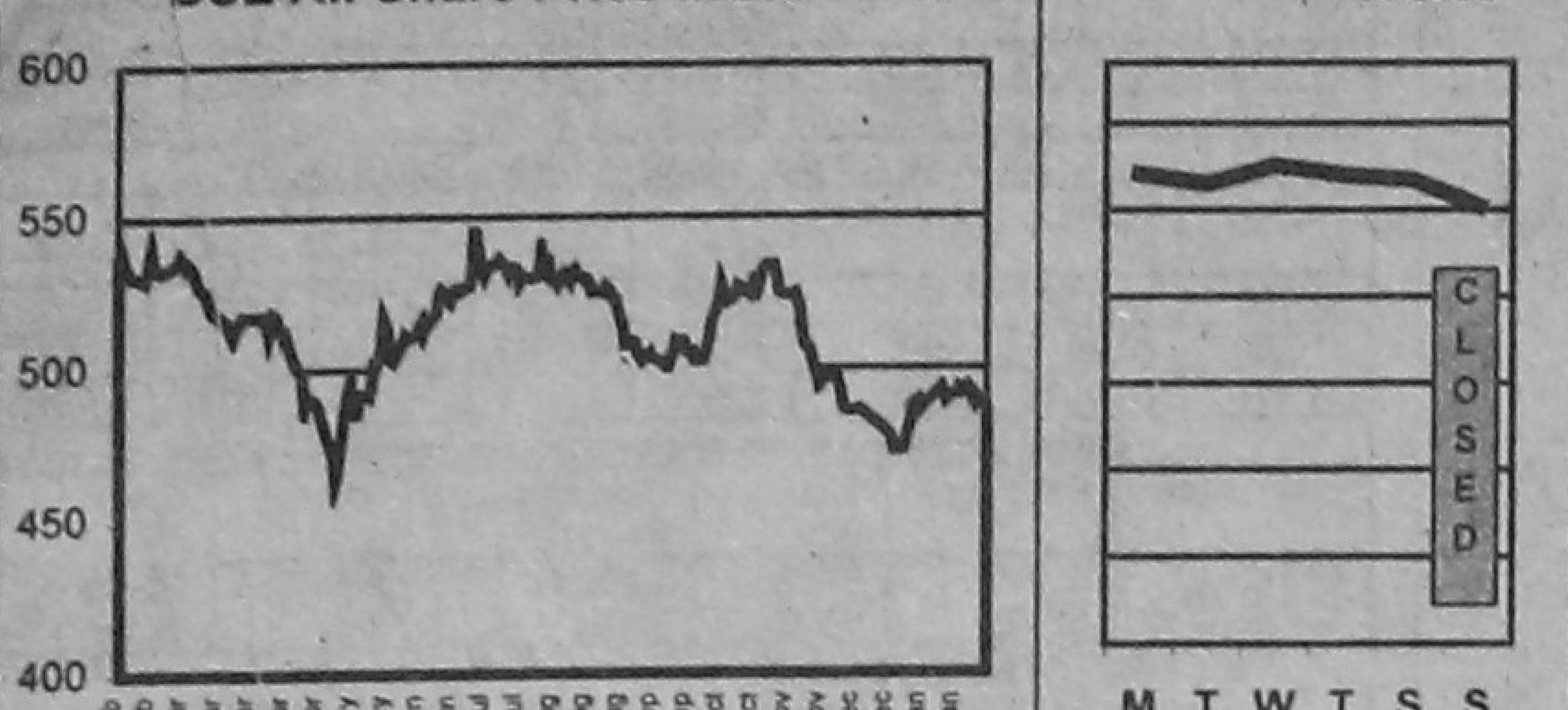

CSE All Share Price Index

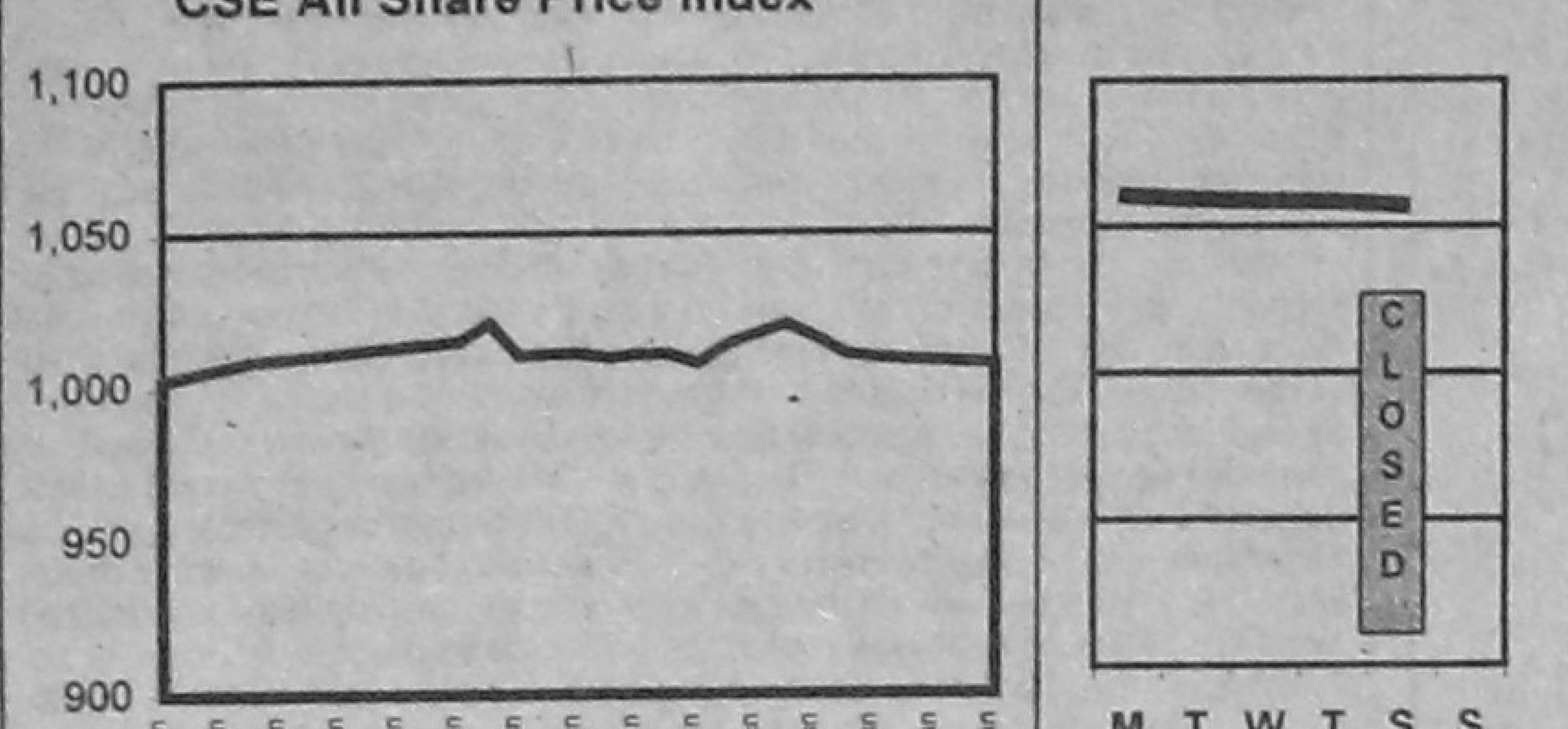

DAY'S MARKET

January 30, 2000

	DSE	CSE
All Share Price Index	485.50	-
Change in Index (pts)	(3.03)	-
Change in Index (%)	-0.62%	-
Market Capitalisation (cr Tk)	4,447.57	-
Market Capitalisation (mil US$)	926.58	-
Turnover Volume ('000)	2,056	-
Turnover Value (cr Tk)	5.65	-
No. of Issues Traded	160	-
No. of Issues Gained	25	-
No. of Issues Incurred Loss	119	-
No. of Issues Unchanged	16	-
Price Earning Ratio (x)	6.52	-
Dividend Yield (%)	7.66	-

DAY'S MARKET LEADERS

TURNOVER LEADERS

	DSE	Vol '000	Value Tkm		CSE	Vol '000	Value Tkm
1	M Hossain Gar	119	7.33	1	-	-	-
2	Samata Leather	59	6.60	2	-	-	-
3	Raspit Food	266	4.39	3	-	-	-
4	Sinobangla	115	4.00	4	-	-	-
5	Chic Tex	514	3.95	5	-	-	-
6	Bionic Seafood	254	3.24	6	-	-	-
7	Ctg. Cement	4	3.13	7	-	-	-
8	BD Welding	156	1.98	8	-	-	-
9	Legacy Footwear	136	1.71	9	-	-	-
10	Paper Pro	15	1.52	10	-	-	-

CAPITAL GAINERS

	DSE	Vol '000	Change %		CSE	Vol '000	Change %
1	City Bank	0.01	9.84	1	-	-	-
2	Rahim Tex	0.01	9.19	2	-	-	-
3	Wata Chemi	0.02	7.64	3	-	-	-
4	Padma Oil	0.60	5.13	4	-	-	-
5	Safko Spinning	1.95	4.76	5	-	-	-
6	Renwick Jaj	0.05	4.00	6	-	-	-
7	Saiham Tex	0.02	3.03	7	-	-	-
8	Desh Garment	0.01	2.47	8	-	-	-
9	Eastern Ins	0.12	2.36	9	-	-	-
10	1st BSRS M Fund	0.55	2.00	10	-	-	-

CAPITAL LOSERS

	DSE	Vol '000	Change %		CSE	Vol '000	Change %
1	Samata Leather	58.95	(6.28)	1	-	-	-
2	IFIC Bank	0.03	(6.18)	2	-	-	-
3	Sonali Aansh	0.02	(5.82)	3	-	-	-
4	Mordern Dyeing	0.23	(5.35)	4	-	-	-
5	Paper Pro	15.31	(5.01)	5	-	-	-
6	Bangla Pro	1.08	(5.00)	6	-	-	-
7	Metalex Corp	0.12	(4.66)	7	-	-	-
8	Karim Pipe	0.15	(4.38)	8	-	-	-
9	Eastern Lub	0.30	(4.19)	9	-	-	-
10	Tamijuddin Tex	0.17	(3.97)	10	-	-	-

LEAGUE TABLE

Company Name	FV/ML	Market Performance										AGM		Financial Performance					
		Dhaka Stock Exchange						Chittagong Stock Exchange											
		Vol	Day's High	Day's Low	Day's Closing	Prev. Closing	Net Chg	Vol	Day's Closing	Prev. Closing	Net Chg	Year End	Date	EPS	P/E	DPS	Yield	NAV per Share	Price/NAV
	Tk/nos	nos	Tk	Tk	Tk	Tk	Tk	nos	Tk	Tk	Tk	YM	D/M/Y	Tk	x	Tk	%	Tk	x
Banks																			
Al-Arafa	1000/1	5	1,040.00	1,040.00	1,040.00	1,045.00	(5.00)	-	-	1,050.00	-	9812	23/8/99	210.82	4.93	150.00	14.42	1,220.00	0.85
Al Baraka Bank	1000/1	-	-	-	-	1,050.00	-	-	-	-	-	9812	16/9/99	(226.30)	-	-	-	1,129.00	0.93
Arab Bangladesh Bank	100/5	15	84.50	77.00	82.00	84.75	(2.75)	-	-	85.00	-	9812	18/12/99	33.77	2.43	-	-	177.02	0.46
City Bank	100/5	5	134.00	134.00	134.00	122.00	12.00	-	-	115.00	-	9812	20/11/99	25.55	5.24	-	-	264.45	0.51
Eastern Bank	100/20	-	-	-	-	117.75	-	-	-	-	-	9712	12/11/98	57.14	2.06	-	-	159.58	0.74
IDLC	100/20	40	446.00	446.00	446.00	444.00	2.00	-	-	490.00	-	9812	10/6/99	31.75	14.05	25.00	5.61	224.02	1.99
IFIC Bank	100/5	25	106.25	106.25	106.25	113.25	(7.00)	-	-	97.00	-	9612	5/7/99	23.34	4.55	-	-	196.22	0.54
Islami Bank	1000/1	-	-	-	-	2,119.00	-	-	-	2,100.00	-	9812	26/8/99	303.33	6.99	210.00	9.91	4,182.10	0.51
National Bank	100/20	2,200	63.00	61.50	62.00	61.75	0.25	-	-	63.50	-	9812	4/12/99	93.19	0.67	-	-	319.37	0.19
Pubali Bank	100/5	-	-	-	-	118.25	-	-	-	103.00	-	9812	23/12/99	62.52	1.89	-	-	376.62	0.31
Rupali Bank	100/10	30	81.75	81.50	81.50	81.75	(0.25)	-	-	75.00	-	9712	20/3/99	0.81	100.62	-	-	143.23	0.57
UCBL	100/5	20	64.50	64.50	64.50	64.25	0.25	-	-	75.00	-	9612	27/8/97	34.66	1.86	-	-	198.58	0.32
United Leasing	100/20	-	-	-	-	600.00	-	-	-	-	-	9812	20/5/99	63.07	9.51	25.00	4.17	402.91	1.49
Uttara Bank	100/5	-	-	-	-	77.00	-	-	-	-	-	9812	6/12/99	22.19	3.47	-	-	558.69	0.14
Uttara Finance	100/50	450	153.00	152.00	152.25	153.00	(0.75)	-	-	149.00	-	9812	22/6/99	15.59	9.77	15.00	9.85	106.71	1.43
Investment																			
1st BSRS MF	100/50	550	52.00	50.00	51.00	50.00	1.00	-	-	54.00	-	9612	-	-	-	-	-	100.00	0.51
1st ICB MF	100/5	-	-	-	-	955.00	-	-	-	1,050.00	-	9906	4/11/99	251.63	3.80	100.00	10.47	541.38	1.76
2nd ICB MF	100/5	-	-	-	-	317.50	-	-	-	425.00	-	9906	4/11/99	44.95	7.06	32.00	10.08	156.52	2.03
3rd ICB MF	100/5	-	-	-	-	329.00	-	-	-	340.00	-	9905	4/11/99	37.54	8.76	38.00	11.55	237.32	1.39
4th ICB MF	100/10	-	-	-	-	285.00	-	-	-	306.75	-	9906	4/11/99	42.36	6.73	35.00	12.28	178.01	1.60
5th ICB MF	100/10	-	-	-	-	180.00	-	-	-	211.00	-	9906	4/11/99	17.35	10.37	20.00	11.11	129.82	1.39
6th ICB MF	100/10	-	-	-	-	130.25	-	-	-	135.00	-	9906	4/11/99	8.45	15.41	15.00	11.52	125.55	1.04
7th ICB MF	100/50	-	-	-	-	116.00	-	-	-	112.00	-	9906	4/11/99	13.11	8.85	13.00	11.21	118.53	0.98
8th ICB MF	100/50	50	107.50	107.50	107.50	108.75	(1.25)	-	-	106.00	-	9906	4/11/99	13.21	8.14	12.00	11.16	117.81	0.91
ICB	100/5	-	-	-	-	165.00	-	-	-	175.00	-	9906	4/11/99	21.61	7.64	7.00	4.24	297.35	0.55
Engineering																			
Aftab Automobile	100/5	5	181.00	181.00	181.00	181.00	-	-	-	180.00	-	9908	23/12/99	27.79	6.51	16.00	8.84	249.59	0.73
Anwar Galvanizing	100/50	100	135.50	135.00	135.25	137.25	(2.00)	-	-	138.00	-	9806	28/4/99	2.16	62.62	15.00	11.09	113.00	1.20
Atlas Bangladesh	10/50	-	-	-	-	135.00	-	-	-	-	-	9906	30/12/99	19.31	6.99	11.00	8.15	85.78	1.57
Aziz Pipe	100/5	25	491.00	490.00	490.50	499.50	(9.00)	-	-	500.00	-	9812	26/8/99	45.83	10.70	30.00	6.12	562.70	0.87
BD Autocars	100/5	270	70.50	70.50	70.50	72.00	(1.50)	-	-	70.75	-	9706	30/12/97	11.69	6.03	-	-	130.72	0.54
BD Lamps	100/5	210	520.00	512.50	515.00	524.00	(9.00)	-	-	510.00	-	9812	16/9/99	24.62	20.92	20.00	3.88	248.51	2.07
BEMCO	100/10	30	67.50	67.50	67.50	67.75	(0.25)	-	-	-	-	9712	30/12/98	(30.96)	-	-	-	76.67	0.88
Bengal Steel	10/50	-	-	-	-	1,113.70	-	-	-	-	-	9812	25/9/99	(1.23)	-	-	-	(81.47)	-
Eastern Cables	100/5	360	92.25	91.50	91.75	93.00	(1.25)	-	-	92.00	-	9806	24/6/99	7.57	12.12	12.00	13.08	168.73	0.54
Karim Pipe	100/5	150	71.00	71.00	71.00	74.25	(3.25)	-	-	-	-	9812	23/12/99	(103.96)	-	-	-	106.73	0.67
Kay & Que	100/50	400	110.25	110.00	110.00	113.00	(3.00)	-	-	126.75	-	9812	30/9/99	(10.94)	-	-	-	110.70	0.99
Metalex Corp.	100/5	120	109.75	107.00	107.50	112.75	(5.25)	-	-	-	-	9506	24/4/96	(562.54)	-	-	-	(3,101.00)	-
Monno Jute Stafller	100/5	-	-	-	-	226.75	-	-	-	-	-	9812	29/11/99	18.26	12.42	20.00	8.82	225.57	1.01
Monno Jutex	100/5	-	-	-	-	675.50	-	-	-	-	-	9906	28/11/99	78.24	8.63	50.00	7.40	745.08	0.91
National Tubes	100/10	-	-	-	-	520.25	-	-	-	-	-	9806	21/4/99	108.33	4.80	30.00	5.77	(11.28)	-
Olympic Industries	100/5	435	88.75	88.25	88.25	89.75	(1.50)	-	-	89.75	-	9703	22/12/97	19.22	4.59	20.00	22.66	184.61	0.48
Quasem Drycell	10/50	15,500	12.90	12.80	12.80	12.90	(0.10)	-	-	12.80	-	9906	23/12/99	1.11	11.53	1.00	7.81	28.42	0.45
Rangpur Foundry	10/500	44,000	13.10	13.00	13.00	13.10	(0.10)	-	-	13.20	-	9809	-	1.32	9.85	-	-	12.88	1.01
Renwick Jajnes.	100/5	50	85.00	84.50	84.50	81.25	3.25	-	-	-	-	9906	28/12/99	(56.25)	-	-	-	100.75	0.84
Singer Bangladesh	100/5	120	1,134.00	1,128.00	1,130.75	1,133.00	(2.25)	-	-	-	-	9902	19/5/99	91.99	12.29	100.00	8.84	156.05	7.25
Thai Aluminum	100/10	-	-	-	-	240.75	-	-	-	250.00	-	9812	16/9/99	22.39	10.75	20.00	8.31	147.48	1.63
Wonderland Toys	100/50	3,750	53.75	53.00	53.00	54.00	(1.00)	-	-	53.50	-	9906	30/12/99	(12.87)	-	-	-	74.90	0.71
Food & Allied																			
AB Biscuit	100/5	-	-	-	-	165.00	-	-	-	-	-	9506	30/12/95	(26.78)	-	-	-	238.76	0.69
Alpha Tobacco	10/50	350	61.00	60.00	60.00	61.00	(1.00)	-	-	60.50	-	9810	9/4/99	7.32	8.20	5.25	8.75	77.96	0.77
Amam Sea Food	100/5	10	246.00	246.00	246.00	254.50	(8.50)	-	-	-	-	9906	30/11/99	(44.72)	-	-	-	(26.71)	-
AMCL (Pran)	100/10	230	256.00	253.50	254.50	258.25	(3.75)	-	-	262.50	-	9906	9/12/99	41.33	6.16	20.00	7.86	237.58	1.07
Apex Food	100/5	155	300.00	296.50	298.75	300.25	(1.50)	-	-	309.75	-	9906	29/11/99	(50.16)	-	-	-	626.66	0.48
Bangas	100/5	-	-	-	-	158.00	-	-	-	-	-	9906	3/12/99	20.19	7.83	15.00	9.49	151.49	1.04
BD Plantation	100/5	-	-	-	-	456.00	-	-	-	-	-	9906	3/12/99	(256.12)	-	-	-	302.11	1.51
Bengal Biscuit	100/20	2,040	68.25	67.00	67.00	68.50	(1.50)	-	-	69.00	-	9806	28/6/99	4.97	13.48	-	-	239.29	0.28
Beximco Fisheries	100/20	160	70.00	70.00	70.00	69.75	0.25	-	-	72.00	-	9812	7/12/99	8.17	8.57	5.00	7.14	136.00	0.51
Bionic Seafood	10/500	253,500	13.30	12.80	12.80	13.30	(0.50)	-	-	-	-	9903	-	1.67	7.66	-	-	13.22	0.97
BLTC	100/5	-	-	-	-	1,018.00	-	-	-	-	-	9812	29/8/99	44.40	22.93	30.00	2.95	1,498.90	0.68
BATBC	10/50	200	104.00	104.00	104.00	105.00	(1.00)	-	-	104.00	-	9812	17/5/99	12.59	8.26	9.00	8.65	39.22	2.65
Chittagong Vegetable	100/10	300	85.00	83.50	84.25	86.25	(2.00)	-	-	85.25	-	9906	30/12/99	(1.08)	-	8.00	9.50	225.49	0.37
Dhaka Fisheries	100/50	1,550	133.00	129.75	130.75	134.25	(3.50)	-	-	134.00	-	9906	23/12/99	3.78	34.59	5.00	3.82	115.78	1.13
Dhaka Vegetable	100/5	-	-	-	-	43.50	-	-	-	-	-	9506	10/9/97	(5.33)	-	-	-	108.80	0.40
EL Camelia	100/5	-	-	-	-	1,700.00	-	-	-	-	-	9812	18/9/99	118.32	14.37	-	-	(61.68)	-
Gachihata	100/50	2,100	39.00	38.50	38.50	39.00	(0.50)	-	-	38.50	-	9906	22/12/99	(14.85)	-	-	-	117.55	0.33
Gemini Sea Food	100/5	-	-	-	-	138.00	-	-	-	-	-	9809	12/12/98	12.87	10.72	10.00	7.25	(245.80)	-
Gulf Foods	100/50	6,250	136.50	133.75	133.75	135.50	(1.75)	-	-	132.50	-	9906	28/12/99	14.58	9.17	10.00	7.48	104.17	1.28
Hill Plantation	100/5	-	-	-	-	700.00	-	-	-	-	-	9906	3/12/99	(70.29)	-	-	-	360.43	1.94
Meghna Shrimp	100/20	7,120	82.50	82.00	82.00	82.50	(0.50)	-	-	83.75	-	9812	26/12/99	10.54	7.78	12.00	14.63	113.23	0.72
Meghna Vegetable Oil	100/50	200	70.00	70.00	70.00	71.25	(1.25)	-	-	76.75	-	9806	30/12/98	16.04	4.36	15.00	21.43	175.56	0.40
Modern Industries	100/5	280	85.00	76.00	78.75	78.50	0.25	-	-	-	-	9812	15/5/99	(15.43)	-	-	-	35.43	2.22
Mona Food	100/50	1,700	82.75	81.00	81.00	82.25	(1.25)	-	-	82.25	-	9906	30/12/99	0.87	93.10	-	-	110.11	0.74
NTC	100/5	-	-	-	-	661.25	-	-	-	442.75	-	9812	21/4/99	68.57	9.64	32.00	4.84	454.08	1.46
Rabeya Flour	10/50	-	-	-	-	8.10	-	-	-	-	-	9812	16/9/99	1.28	6.33	-	-	9.21	0.88
Rahima Food Corp.	100/50	550	39.00	38.50	38.75	39.25	(0.50)	-	-	40.00	-	9906	30/12/99	(10.24)	-	-	-	109.11	0.36
Raspit Food	10/500	266,000	16.70	16.30	16.50	16.50	-	-	-	16.90	-	9612	30/10/97	1.18	13.98	-	-	10.16	1.62
Rupon Oil	10/100	-	-	-	-	16.00	-	-	-	14.00	-	9706	12/6/98	0.11	145.45	-	-	32.14	0.50
Shyampur Sugar Mills	10/100	5,800	7.90	7.70	7.80	7.80	-	-	-	-	-	9806	24/6/99	(75.75)	-	-	-	10.00	0.78
Tripti Industries	100/5	700	60.50	59.25	59.50	59.75	(0.25)	-	-	58.00	-	9608	-	4.74	12.55	10.00	16.81	110.00	0.54
Tulip Dairy	100/5	1,800	132.00	128.50	129.25	133.00	(3.75)	-	-	-	-	9306	30/3/95	(35.14)	-	-	-	53.99	2.39
Yousuf Flour	10/50	-	-	-	-	-	-	-	-	-	-	9906	29/12/99	0.01	-	-	-	(2.27)	-
Zeal Bangla	10/50	12,200	7.20	7.00	7.00	7.00	-	-	-	-	-	9806	10/10/99	(2.72)	-	-	-	10.85	0.65
Fuel & Power																			
BD Welding	10/500	156,000	13.00	12.70	12.70	13.00	(0.30)	-	-	13.00	-	9812	-	0.31	40.97	-	-	13.70	0.93
BOC	10/50	150	89.00	89.00	89.00	88.70	0.30	-	-	88.10	-	9808	1/2/99	7.79	11.42	3.00	4.27	48.08	1.85
Eastern Lubricant	10/50	300	160.00	150.00	153.30	160.00	(6.70)	-	-	-	-	9806	18/3/99	5.64	27.18	3.50	2.28	42.42	3.61
National Oxyg.	100/10	40	57.00	57.00	57.00	57.00	-	-	-	73.00	-	9606	30/6/97	(1,110.86)	-	-	-	(337.60)	-
Padma Oil	10/50	600	145.00	135.00	141.50	134.60	6.90	-	-	130.00	-	9806	21/3/99	16.55	8.55	4.50	3.18	80.57	1.76
Jute																			
Ahad Jute	100/10	-	-	-	-	-	-	-	-	-	-	9906	26/12/99	2.71	-	-	-	103.64	-
Islam Jute	100/5	-	-	-	-	110.00	-	-	-	-	-	9906	29/12/19	(329.62)	-	-	-	802.09	0.14
Jute Spinners	100/5	-	-	-	-	128.00	-	-	-	-	-	9806	31/3/99	29.55	4.33	15.00	11.72	724.38	0.18
Mutual Jute	100/5	-	-	-	-	143.00	-	-	-	-	-	9906	26/12/99	(35.18)	-	-	-	3,586.10	0.04
Northern Jute	10/200	1,600	32.60	32.20	32.40	32.80	(0.40)	-	-	-	-	9906	7/12/99	(3.50)	-	-	-	6.95	4.66
Saleh Carpet	10/200	2,200	4.50	4.50	4.50	4.50	-	-	-	-	-	9612	22/12/97	(12.81)	-	-	-	(104.30)	-
Sonali Aansh	100/5	15	170.00	170.00	170.00	180.50	(10.50)	-	-	-	-	9906	23/12/99	93.23	1.82	-	-	257.25	0.66
Textile																			
Al-Haj Textile	10/50	-	-	-	-	-	-	-	-	-	-	9906	29/12/99	(0.13)	-	-	-	80.07	-
Alltex Industries	100/50	950	47.00	46.75	46.75	47.25	(0.50)	-	-	46.75	-	9906	23/12/99	12.27	3.81	-	-	135.08	0.35
Anlima Yarn Dyeing	100/50	-	-	-	-	95.00	-	-	-	98.00	-	9806	9/12/99	17.96	5.29	12.00	12.63	111.19	0.85
Apex Spinning	100/20	40	92.50	92.50	92.50	92.50	-	-	-	96.00	-	9903	29/11/99	25.78	3.59	10.00	10.81	168.35	0.55

LEAGUE TABLE

Company Name	FV/ML	Market Performance										AGM		Financial Performance					
		Dhaka Stock Exchange						Chittagong Stock Exchange											
		Vol	Day's High	Day's Low	Day's Closing	Prev. Closing	Net Chg	Vol	Day's Closing	Prev. Closing	Net Chg	Year End	Date	EPS	P/E	DPS	Yield	NAV per Share	Price/NAV
	Tk/nos	nos	Tk	Tk	Tk	Tk	Tk	nos	Tk	Tk	Tk	YM	D/M/Y	Tk	x	Tk	%	Tk	x
Apex Weaving	100/50	2,600	41.75	38.00	40.75	41.50	(0.75)	-	-	41.50	-	9906	23/12/99	(8.67)	-	-	-	81.87	0.50
Arbee Textile	100/10	-	-	-	-	81.00	-	-	-	-	-	9812	30/6/99	(58.78)	-	-	-	(134.70)	-
Ashraf Textile	10/50	10,700	10.70	10.60	10.60	10.70	(0.10)	-	-	10.70	-	9906	29/12/99	(4.34)	-	-	-	20.12	0.53
BD Dyeing	100/20	640	107.75	107.25	107.25	109.25	(2.00)	-	-	101.25	-	9812	27/9/97	45.93	2.34	15.00	13.99	158.59	0.67
BD Zipper	100/50	1,700	80.00	78.25	78.75	80.75	(2.00)	-	-	81.50	-	9806	17/12/98	17.85	4.41	11.00	13.97	110.15	0.71
Beximco Denims	100/50	250	158.00	158.00	158.00	156.75	1.25	-	-	154.00	-	9812	25/11/99	45.78	3.45	5.00	3.16	165.83	0.95
Beximco Knitting	100/20	720	99.50	98.75	99.00	99.50	(0.50)	-	-	100.00	-	9812	5/12/99	29.70	3.33	5.00	5.05	141.20	0.70
Beximco Textile	100/50	1,450	107.00	105.50	106.75	107.00	(0.25)	-	-	98.00	-	9812	27/11/99	28.15	3.79	5.00	4.68	135.95	0.79
Chic Tex	10/500	513,500	8.00	7.70	7.70	8.00	(0.30)	-	-	7.80	-	9906	23/12/99	0.58	13.28	0.50	6.49	10.35	0.74
CMC-Kamal	100/50	-	-	-	-	67.00	-	-	-	65.00	-	9812	6/4/99	5.10	13.14	5.00	7.46	100.10	0.67
Dandy Dyeing	100/50	650	67.25	64.25	65.00	66.00	(1.00)	-	-	-	-	9812	15/6/99	(38.78)	-	-	-	100.00	0.65
Delta Millers	100/20	5,740	53.75	53.50	53.50	54.25	(0.75)	-	-	54.00	-	9806	30/12/98	1.94	27.58	-	-	118.80	0.45
Desh Garments	100/10	10	83.00	83.00	83.00	81.00	2.00	-	-	-	-	9906	2/12/99	15.56	5.33	7.50	9.04	272.35	0.30
Dulamia Cotton	100/10	100	38.00	38.00	38.00	38.50	(0.50)	-	-	50.00	-	9906	9/12/99	(55.21)	-	-	-	(90.36)	-
Dynamic Textile	100/20	23,980	32.25	31.50	31.50	32.25	(0.75)	-	-	32.25	-	9609	7/9/97	(7.16)	-	-	-	104.83	0.30
Eagle Star Textile	10/50	16,050	8.90	8.70	8.70	8.90	(0.20)	-	-	8.90	-	9906	21/12/99	0.08	108.75	-	-	20.60	0.42
GEM Knitwear	100/50	8,850	96.50	93.00	95.00	95.75	(0.75)	-	-	97.50	-	9612	-	-	-	-	-	100.00	0.95
GMG Industrial Corp.	10/50	-	-	-	-	22.50	-	-	-	106.00	-	9906	22/12/99	(14.14)	-	-	-	128.71	0.17
HR Textile	100/50	50	59.00	59.00	59.00	59.75	(0.75)	-	-	67.75	-	9709	29/12/97	8.17	7.22	12.50	21.19	130.94	0.45
M. Hossain Garments	100/50	118,700	63.75	59.75	61.75	62.00	(0.25)	-	-	62.75	-	9606	24/12/97	5.20	11.88	15.00	24.29	116.99	0.53
Mita Textile	100/20	1,660	45.25	45.00	45.00	45.50	(0.50)	-	-	46.25	-	9906	7/12/99	0.65	69.23	-	-	116.75	0.39
Mithun Knitting	100/20	280	66.50	66.50	66.50	67.50	(1.00)	-	-	-	-	9906	3/12/99	9.87	6.74	-	-	127.91	0.52
Modern Dyeing	100/5	230	109.50	101.25	101.75	107.50	(5.75)	-	-	-	-	9906	23/12/99	2.53	40.22	5.00	4.91	101.56	1.00
Monno Fabrics	100/50	7,200	72.50	71.00	72.00	71.25	0.75	-	-	71.50	-	9812	2/12/99	(8.86)	-	-	-	135.22	0.53
Padma Textile	100/20	560	150.00	147.00	148.50	148.50	-	-	-	135.25	-	9812	27/11/99	53.83	2.76	5.00	3.37	278.27	0.53
Prime Textile	100/50	450	46.00	43.75	44.00	43.75	0.25	-	-	45.50	-	9806	20/3/99	(30.89)	-	-	-	290.99	0.15
Quasem Silk	10/100	28,800	14.80	14.60	14.60	14.80	(0.20)	-	-	-	-	9809	17/6/99	0.30	48.67	-	-	37.10	0.39
Quasem Textile	10/50	21,400	12.10	11.70	11.70	12.10	(0.40)	-	-	-	-	9809	17/6/99	(4.90)	-	-	-	12.00	0.98
Rahim Textile	100/5	5	98.00	98.00	98.00	89.75	8.25	-	-	-	-	9806	24/3/99	(13.54)	-	-	-	(28.17)	-
Safko Spinning	100/50	1,950	73.75	67.00	71.50	68.25	3.25	-	-	-	-	9809	-	8.31	8.60	-	-	114.59	0.62
Saiham Textile	100/10	20	85.00	85.00	85.00	82.50	2.50	-	-	82.25	-	9906	23/12/99	17.35	4.90	10.00	11.76	127.52	0.67
Sajib Knitwear	100/50	6,700	74.75	73.25	73.50	74.75	(1.25)	-	-	74.50	-	9906	15/12/99	2.09	35.17	6.00	8.16	103.74	0.71
Sonargaon Textile	100/50	-	-	-	-	72.00	-	-	-	90.00	-	9812	21/12/99	(3.60)	-	-	-	133.16	0.54
Sreepur Textile	100/50	-	-	-	-	41.50	-	-	-	45.00	-	9812	25/9/99	(5.94)	-	-	-	100.03	0.41
STM	100/5	-	-	-	-	92.50	-	-	-	-	-	9812	27/12/99	(30.18)	-	-	-	250.35	0.37
Stylecraft	100/5	-	-	-	-	1,127.50	-	-	-	-	-	9903	11/11/99	232.86	4.84	22.50	2.00	1,009.60	1.12
Tallu Spinning	100/10	-	-	-	-	68.00	-	-	-	-	-	9906	3/12/99	(9.57)	-	-	-	142.04	0.48
Tamijuddin Textile	100/10	170	37.00	36.00	36.25	37.75	(1.50)	-	-	40.00	-	9706	24/12/97	(7.74)	-	-	-	81.92	0.44
Pharma & Chemical																			
ACI	10/50	4,000	27.90	27.60	27.70	27.90	(0.20)	-	-	27.60	-	9812	20/5/99	3.26	8.50	2.50	9.03	30.87	0.90
Ambee Pharma	10/50	7,350	31.40	31.20	31.20	31.30	(0.10)	-	-	30.70	-	9812	9/9/99	1.04	30.00	1.00	3.21	11.51	2.71
Bangla Process	100/5	1,080	101.50	95.00	95.00	100.00	(5.00)	-	-	-	-	9906	30/12/99	8.07	11.77	-	-	101.57	0.94
BCIL	100/10	580	73.50	72.50	72.75	73.25	(0.50)	-	-	68.00	-	9806	17/12/98	12.85	5.66	10.00	13.75	146.66	0.50
Beximco Infusions	100/10	50	223.25	223.00	223.00	225.00	(2.00)	-	-	280.00	-	9812	4/12/99	47.67	4.68	10.00	4.48	197.71	1.13
Beximco Pharma	10/50	33,200	30.20	29.80	29.80	30.00	(0.20)	-	-	30.20	-	9812	9/12/99	8.46	3.52	1.50	5.03	69.83	0.43
Beximco Synthetics	100/20	3,580	122.00	120.00	120.00	122.00	(2.00)	-	-	130.00	-	9812	7/12/99	38.17	3.14	10.00	8.33	155.78	0.77
Glaxo Bangladesh	10/50	-	-	-	-	132.90	-	-	-	-	-	9812	20/5/99	6.56	20.26	3.00	2.26	45.60	2.91
Imam Button	100/50	6,350	92.75	91.00	91.50	91.50	-	-	-	91.50	-	9906	30/12/99	7.51	12.18	8.00	8.74	100.83	0.91
JH Chemical	100/50	1,150	82.00	80.50	81.25	82.75	(1.50)	-	-	81.25	-	9712	-	-	-	-	-	100.00	0.81
Kohinoor Chemicals	100/5	250	77.00	73.50	75.25	75.50	(0.25)	-	-	80.00	-	9406	27/2/95	(7.77)	-	-	-	(270.20)	-
Libra Pharma	100/20	-	-	-	-	200.00	-	-	-	250.50	-	9906	9/12/99	32.86	6.09	15.00	7.50	397.23	0.50
National Polymer	100/10	70	141.50	140.50	140.75	141.75	(1.00)	-	-	155.00	-	9706	29/9/97	38.82	3.63	20.00	14.21	169.44	0.83
Orion Infusion	100/20	-	-	-	-	40.75	-	-	-	34.43	-	9606	3/2/97	8.09	5.04	17.00	41.72	102.38	0.40
Perfume Chemical	100/50	6,300	55.00	53.50	53.75	54.25	(0.50)	-	-	54.00	-	9806	30/4/98	1.62	33.18	-	-	108.11	0.50
Petro Synthetic	10/50	200	17.50	17.50	17.50	17.60	(0.10)	-	-	-	-	9812	30/5/99	(15.71)	-	-	-	(70.29)	-
Pharma Aids	100/5	-	-	-	-	150.00	-	-	-	-	-	9806	27/12/98	(2.83)	-	-	-	114.78	1.31
Pharmaco	100/5	13,760	97.75	93.00	93.50	96.50	(3.00)	-	-	-	-	9806	31/3/99	3.55	26.34	-	-	61.34	1.52
Rahman Chemicals	100/10	2,300	56.00	54.75	54.75	56.25	(1.50)	-	-	-	-	9812	30/9/99	(1.98)	-	-	-	100.00	0.55
Reckitt & Colman	10/50	700	67.30	67.00	67.10	67.80	(1.03)	-	-	67.60	-	9901	17/5/99	5.15	13.03	3.00	4.47	28.54	2.35
Renata	100/5	-	-	-	-	442.00	-	-	-	-	-	9812	16/6/99	45.77	9.66	25.00	5.66	635.89	0.70
Square Pharma	100/20	240	675.00	673.00	674.50	676.25	(1.75)	-	-	679.00	-	9903	21/10/99	146.48	4.60	55.00	8.15	768.97	0.88
TBL	100/5	180	67.50	67.50	67.50	68.50	(1.00)	-	-	87.00	-	9812	30/9/99	(306.24)	-	-	-	(792.50)	-
The Ibnsina	100/10	40	175.00	175.00	175.00	173.25	1.75	-	-	190.00	-	9806	6/2/99	20.54	8.52	17.00	9.71	111.39	1.57
Wata Chemicals	100/20	20	155.00	155.00	155.00	144.00	11.00	-	-	180.00	-	9812	21/7/99	7.00	22.14	12.50	8.06	184.18	0.84
Paper & Printing																			
Azadi Printers	100/10	-	-	-	-	78.00	-	-	-	77.75	-	9906	28/12/99	3.62	21.55	-	-	100.69	0.77
Eagle Box	10/50	-	-	-	-	34.70	-	-	-	-	-	9906	29/11/99	(56.66)	-	-	-	(275.40)	-
MAQ Enterprises	100/50	900	39.00	38.00	38.25	39.00	(0.75)	-	-	43.00	-	9612	-	12.24	3.13	-	-	126.94	0.30
MAQ Paper	100/20	280	85.00	80.50	81.50	83.25	(1.75)	-	-	90.00	-	9712	20/9/98	18.47	4.41	10.00	12.27	123.04	0.66
Monospool Paper	100/5	1,460	124.00	122.50	122.75	124.75	(2.00)	-	-	120.25	-	9806	15/9/98	1.88	65.29	-	-	178.33	0.69
Padma Printers	100/5	8,900	14.00	13.70	13.80	14.10	(0.30)	-	-	14.80	-	9612	23/12/96	-	-	-	-	10.00	1.38
Paper Process	100/10	15,310	105.00	98.25	99.50	104.75	(5.25)	-	-	-	-	9712	15/9/98	2.38	41.81	-	-	86.45	1.15
Sonali Paper	10/50	-	-	-	-	13.10	-	-	-	17.20	-	9606	30/12/96	1.07	12.24	1.50	11.45	10.19	1.29
Services & Real Estate																			
BD Hotel	10/50	-	-	-	-	-	-	-	-	-	-	9812	23/9/99	6.63	-	3.50	-	-	-
BD Services	10/50	-	-	-	-	-	-	-	-	-	-	9712	24/12/98	12.22	-	1.00	-	37.10	-
Eastern Housing	100/20	820	109.00	108.25	108.50	109.00	(0.50)	-	-	107.50	-	9907	23/12/99	14.64	7.41	12.00	11.06	129.35	0.84
Samorita Hospital	100/50	4,950	139.50	137.50	138.75	138.75	-	-	-	139.00	-	9806	19/7/99	3.76	36.90	12.00	8.65	146.02	0.95
Shine Pukur Holdings	100/50	2,450	46.00	45.25	45.25	45.50	(0.25)	-	-	46.00	-	9812	9/12/99	5.21	8.69	5.00	11.05	104.77	0.43
Miscellaneous																			
Apex Footwear	100/20	340	130.00	126.25	127.50	130.50	(3.00)	-	-	128.00	-	9812	15/4/99	2.78	45.86	-	-	210.02	0.61
Apex Tannery	100/10	470	125.50	123.00	124.00	126.00	(2.00)	-	-	117.00	-	9906	9/12/99	4.13	30.02	-	-	410.07	0.30
Aramit	10/50	28,550	43.70	42.30	42.50	43.50	(1.00)	-	-	43.80	-	9812	30/10/99	3.26	13.04	2.50	5.88	26.55	1.60
Aramit Cement	100/50	350	111.00	110.50	110.50	113.50	(3.00)	-	-	113.50	-	9812	30/10/99	-	-	-	-	100.00	1.11
Bata Shoe	10/100	600	97.50	97.40	97.40	98.80	(1.40)	-	-	-	-	9812	3/6/99	8.29	11.75	8.00	8.21	32.66	2.98
BD Luggage	100/50	100	39.00	39.00	39.00	39.75	(0.75)	-	-	41.00	-	9606	-	-	-	-	-	100.00	0.39
Bengal Fine Ceramic	100/50	1,000	91.00	88.25	89.00	89.25	(0.25)	-	-	91.00	-	9906	30/12/99	1.39	64.03	-	-	101.91	0.87
BEXIMCO	10/100	2,500	31.50	31.30	31.30	31.80	(0.50)	-	-	31.50	-	9812	25/11/99	6.73	4.65	1.00	3.19	34.57	0.91
BSC	100/5	-	-	-	-	71.00	-	-	-	6.25	-	9806	7/4/99	(48.54)	-	-	-	(575.90)	-
Chittagong Cement	100/5	3,795	852.50	823.50	826.00	859.00	(33.00)	-	-	850.50	-	9806	15/4/99	53.29	15.50	40.00	4.84	137.57	6.00
Confidence Cement	100/20	940	237.50	234.00	235.25	237.25	(2.00)	-	-	231.00	-	9906	30/12/99	37.08	6.34	25.00	10.63	262.41	0.90
Excelsior Shoes	100/50	2,400	37.00	36.50	36.75	37.00	(0.25)	-	-	37.75	-	9809	27/6/99	(11.37)	-	-	-	121.58	0.30
Fu-Wang Ceramic	100/50	400	134.00	133.00	133.25	133.25	-	-	-	134.00	-	9906	9/12/99	18.36	7.26	15.00	11.26	107.73	1.24
GQ Ball Pen	10/50	100	73.50	73.50	73.50	73.50	-	-	-	72.10	-	9812	23/6/99	9.41	7.81	3.80	5.17	104.72	0.70
Highspeed Ship	100/5	-	-	-	-	61.00	-	-	-	-	-	9806	25/3/99	(11.36)	-	-	-	(295.20)	-
Himadri	10/100	-	-	-	-	6.60	-	-	-	-	-	9812	21/9/99	0.71	9.30	-	-	7.90	0.84
Legacy Footwear	10/500	135,500	13.00	12.60	12.60	13.00	(0.40)	-	-	13.50	-	9904	-	-	-	-	-	10.00	1.26
Lexco	100/10	620	126.25	124.50	125.00	128.00	(3.00)	-	-	144.00	-	9812	9/9/99	10.41	12.01	10.00	8.00	550.88	0.23
Mark BD Shilpa & Engg.	100/50	1,300	38.00	37.00	37.25	37.75	(0.50)	-	-	38.75	-	9706	29/12/97	13.54	2.75	11.00	29.53	218.88	0.17
Meghna Cement	100/50	150	135.50	133.00	134.25	135.00	(0.75)	-	-	132.50	-	9812	28/9/99	19.88	6.75	10.00	7.45	118.49	1.13
Monno Ceramic	100/5	40	322.00	320.00	320.75	321.50	(0.75)	-	-	330.00	-	9906	2/12/99	24.14	13.29	25.00	7.79	242.41	1.32
Niloy Cement	100/50	300	112.75	111.50	112.25	112.00	0.25	-	-	113.00	-	9906	17/12/99	2.74	40.97	-	-	103.36	1.09
Paragon Leather	100/50	4,150	50.25	49.75	49.75	50.25	(0.50)	-	-	50.00	-	9806	26/5/99	8.00	6.22	10.00	20.10	111.73	0.45
Phoenix Leather	100/5	-	-	-	-	260.00	-	-	-	-	-	9706	21/10/99	(439.05)	-	-	-	(426.20)	-
Rose Heaven Ball Pen	10/500	6,000	13.80	13.70	13.70	13.80	(0.10)	-	-	13.90	-	9806	19/12/98	1.13	12.12	1.00	7.30	16.52	0.83
Samata Leather	100/50	58,950	121.75	111.75	112.00	119.50	(7.50)	-	-	119.50	-	9906	31/10/99	3.80	29.47	7.00	6.25	178.11	0.63
Savar Refractories	100/5	670	105.25	102.00	103.50	103.25	0.25	-	-	-	-	9806	25/3/99	0.43	240.70	-	-	100.97	1.03
Sinobangla Industries	10/500	115,000	35.60	34.80	34.80	35.00	(0.20)	-	-	35.00	-	9806	-	0.22	158.18	-	-	10.22	3.41
Standard Ceramic	100/50	400	102.50	102.00	102.00	103.00	(1.00)	-	-	112.00	-	9806	7/7/99	(23.28)	-	7.50	7.35	192.45	0.53
Texpick Industries	100/10	410	123.00	117.00	119.75	120.50	(0.75)	-	-	-	-	9706	24/12/97	1.24	96.57	-	-	128.69	0.93
The Engineers	100/5	-	-	-	-	101.00	-	-	-	-	-	9808	25/12/99	78.59	1.29	10.00	9.90	516.25	0.20
Usmania Glass	100/5	60	206.00	206.00	206.00	213.00	(7.00)	-	-	200.00	-	9806	23/4/99	(62.65)	-	15.00	7.28	461.48	0.45
Insurance																			
BGIC	100/10	10	222.00	222.00	222.00	223.00	(1.00)	-	-	200.00	-	9812	9/9/99	25.22	8.80	20.00	9.01	239.59	0.93
Central Insurance	100/20	40	142.00	142.00	142.00	141.00	1.00	-	-	129.00	-	9812	9/9/99	19.01	7.47	15.00	10.56	161.48	0.88
Delta Life Insurance	100/5	30	505.00	505.00	505.00	505.00	-	-	-	350.00	-	9812	30/9/99	-	-	36.00	7.13	100.00	5.05
Eastern Insurance	100/20	120	155.00	148.25	151.50	148.00	3.50	-	-	204.00	-	9812	28/7/99	26.63	5.69	20.00	13.20	156.06	0.97
Eastland Insurance	100/20	120	160.00	155.00	155.75	155.00	0.75	-	-	170.00	-	9812	22/8/99	23.45	6.64	16.00	10.27	203.57	0.77
Federal Insurance	100/50	-	-	-	-	107.00	-	-	-	127.00	-	9812	4/12/99	6.08	17.60	12.00	11.21	153.94	0.70
Green Delta Insurance	100/10	-	-	-	-	380.00	-	-	-	415.00	-	9812	18/9/99	52.81	7.20	35.00	9.21	297.99	1.28
Janata Insurance	100/20	40	136.25	136.00	136.00	140.00	(4.00)	-	-	140.00	-	9812	14/10/99	61.32	2.22	25.00	18.38	178.95	0.76
Karnaphuli Insurance	100/20	80	124.00	120.00	122.00	123.00	(1.00)	-	-	-	-	9812	27/9/99	14.27	8.55	15.00	12.30	183.44	0.67
National Life Insurance	100/50	-	-	-	-	190.00	-	-	-	210.25	-	9812	31/7/99	-	-	22.00	11.58	100.00	1.90
People Insurance	100/10	10	300.25	300.25	300.25	309.00	(8.75)	-	-	301.00	-	9812	8/8/99	29.22	10.28	21.00	6.99	251.41	1.19
Phoenix Insurance	100/20	100	210.00	210.00	210.00	210.00	-	-	-	175.00	-	9812	19/7/99	24.09	8.72	20.00	9.52	193.42	1.09
Pragati Insurance	100/10	-	-	-	-	400.00	-	-	-	405.00	-	9812	15/7/99	42.99	9.30	35.00	8.75	361.16	1.11
Purabi Insurance	100/50	-	-	-	-	100.00	-	-	-	-	-	9712	17/12/98	14.00	7.14	5.00	5.00	114.20	0.88
Reliance Insurance	100/50	-	-	-	-	320.00	-	-	-	380.00	-	9812	22/6/99	46.28	6.91	30.00	9.38	386.09	0.83
Rupali Insurance	100/20	100	176.00	175.00	175.00	175.50	(0.50)	-	-	170.00	-	9812	14/9/99	28.81	6.07	15.00	8.57	274.66	0.64
Sandhani Life Insurance	100/50	-	-	-	-	120.00	-	-	-	111.00	-	9712	10/12/98	-	-	5.00	4.17	100.00	1.20
United Insurance	100/10	-	-	-	-	218.00	-	-	-	-	-	9812	25/5/99	42.51	5.13	22.00	10.09	225.61	0.97

DEBENTURE

Name	Nature of Debenutre	Year of Float	Date of Maturity	Date of Conversion	Interest Due	FV/ML Tk/Nos	Day's Closing Price DSE Tk	Day's Closing Price CSE Tk
Aramit Cement	14%, 20% Convertible, 80% Redeemable	1998	September, 2008	September, 2000	Mar, Sep	2500/2	2,065.00	
BD Luggage	14%, 20% Convertible, 80% Redeemable	1996	September 5, 2003	September 5, 1998	Mar, Sep	1800/2	1,238.25	
BD Welding	15%, 20% Convertible, 80% Redeemable	1999	July 15, 2006		Jul, Jan	2500/2	1,917.25	
BD Zipper	14%, 20% Convertible, 80% Redeemable	1995	August 1, 2002	August 1, 1997	Feb, Aug	1400/2		
Beximco Denims	14%, 100% Redeemable	1995	July 10, 2005		Jan, Jul	1963/2	1,690.00	
Beximco Fisheries	14%, 100% Redeemable	1994	May 1, 2004		Jan, Jul	1928.55/1		
Beximco Infusion	17%, 100% Redeemable	1992	October 31, 2000		Oct, Apr	400/2		
Beximco Synthetics	14%, 100% Redeemable	1993	September 1, 2003		Mar, Sep	1426/2		
Beximco Textile	14%, 100% Redeemable	1995	July 1, 2005		Jan, Jul	1963/2	1,690.00	
Beximco Knitting	14%, 20% Convertible, 80% Redeemable	1994	July 1, 2004	July 1, 1995	Jan, Jul	1540/2	1,331.00	

COMPANY CALENDAR

Company	Declaration Year End	Declaration Div/ Bon/ Rght	Book Closure From	Book Closure To	AGM/EGM Date & Time	AGM/EGM Venue
BOC	9905	40%	12/1/2000	5/2/2000	5/2/2000	
Sandhani Ins	9812	10%	16/1/2000	30/1/2000	30/1/2000 3pm	Party Place
Rose Heaven	9906	12%			Postpond	
Paper process	9812	5%				
Renata	EGM				2/2/2000 12.30pm	Factory Premises
Purabi Gen Ins	9812		16/1/2000	30/1/2000	30/1/2000 11.30am	Party Place
Rupali Bank	9812		18/2/2000	11/3/2000	11/3/2000 11.30am	BCIC Auditorium
Eastrn Lub	9906	25%	5/3/2000	11/3/2000	11/3/2000	Sadarghat Rd. Ctg.
Padma Oil	9906	50%	1/3/2000	23/3/2000	23/3/2000	
Bx. Synthetics Deb			15/2/2000	29/2/2000		

NOTES

FI/ML : Face Value / Market Lots; TK/Nos : Taka/Number of Shares; Vol : Volume; EPS : Earning Per Share; P/E (x) : Price/Earning (Times); DPS : Dividend Per Share; Price/NAV(x) : Price/Net Asset Value(Times); Tkm : Taka in Million; Avg. : Average; Prev. : Previous; Nos : Numbers; Chg. : Change

Prepared by The Daily Star in collaboration with Securities Consultants Limited