The Daily Star BUSINESS

DHAKA SUNDAY, JANUARY 30, 2000

STAR 50 Index

69.10

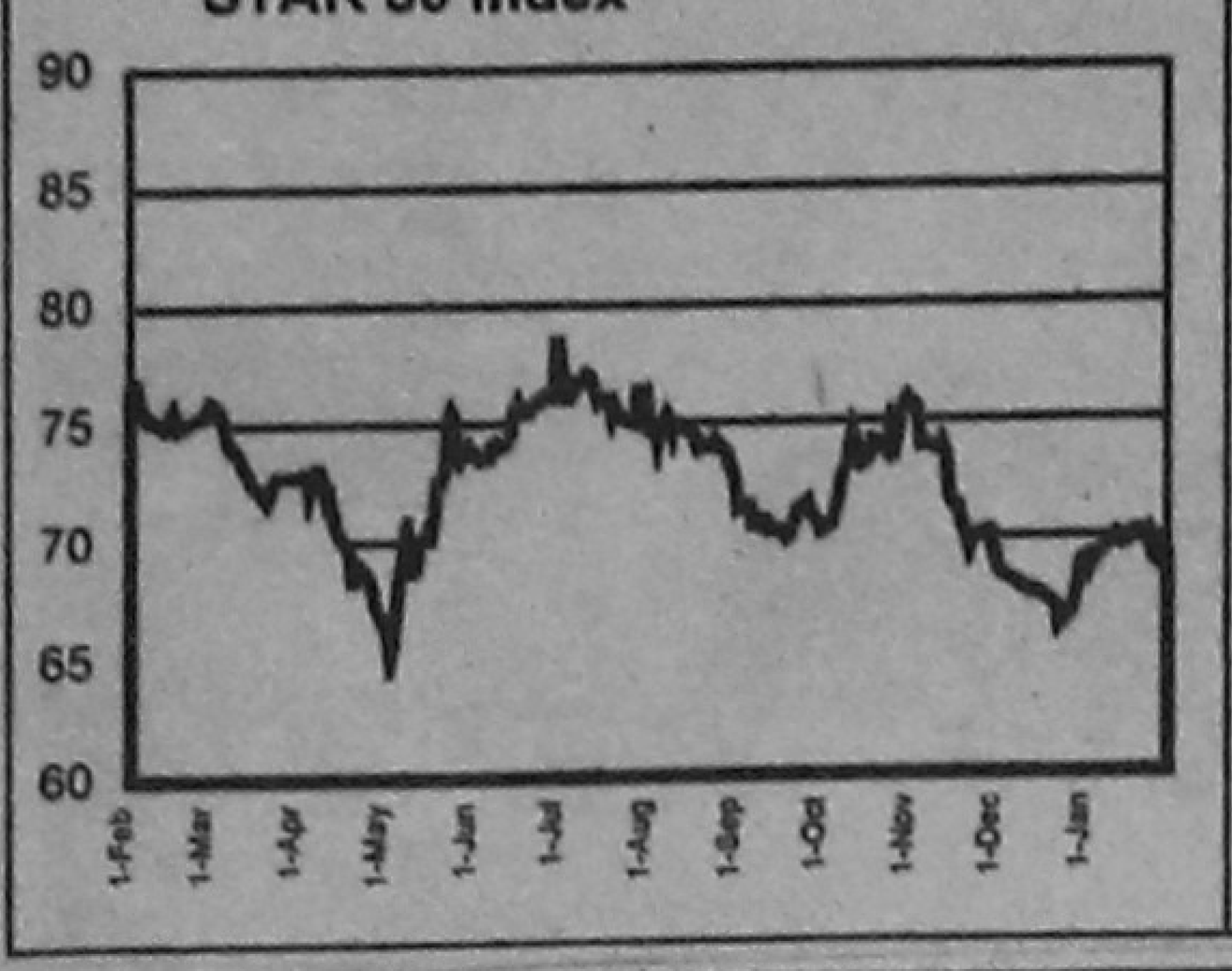

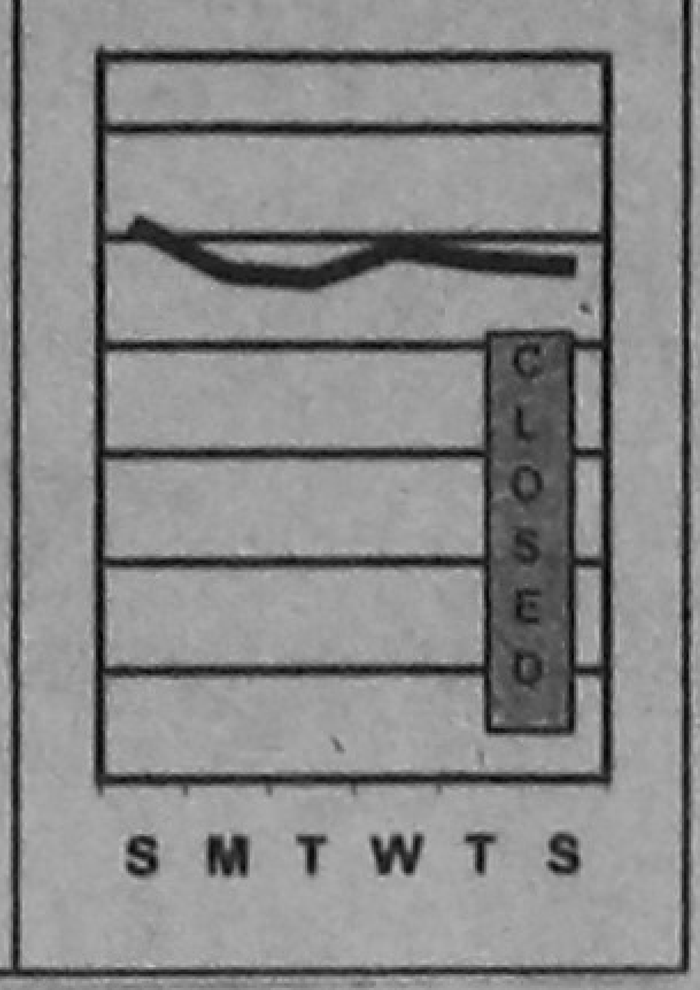

Fifty companies have been chosen for calculation of the **STAR 50 Index** based on their market capitalisation, liquidity, free float and corporate track record. The **Base Period** for the Index is **August 10, 1998**. The calculation has been done according to the widely used International Finance Corporation formula.

DSE All Share Price Index

488.53

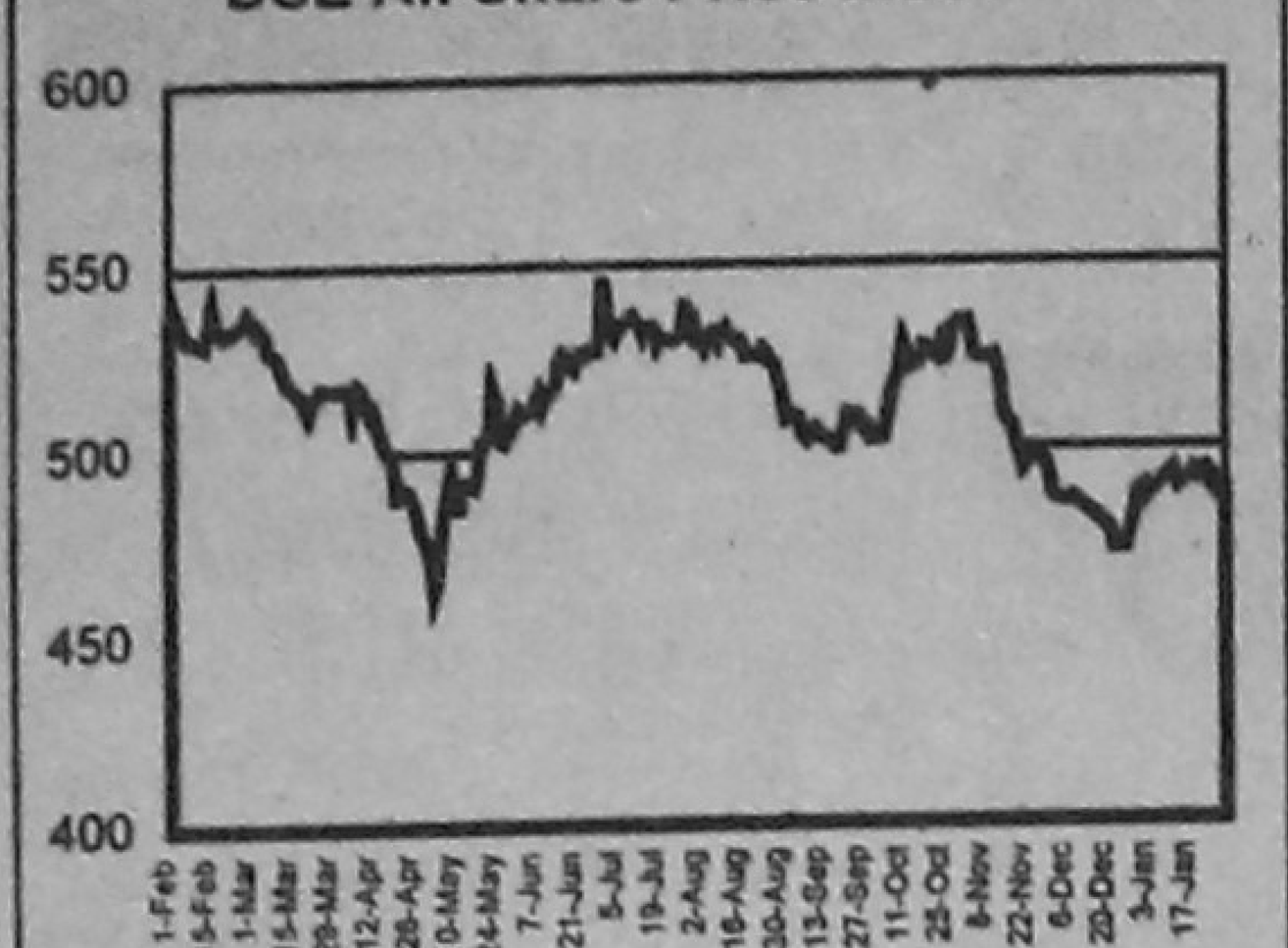

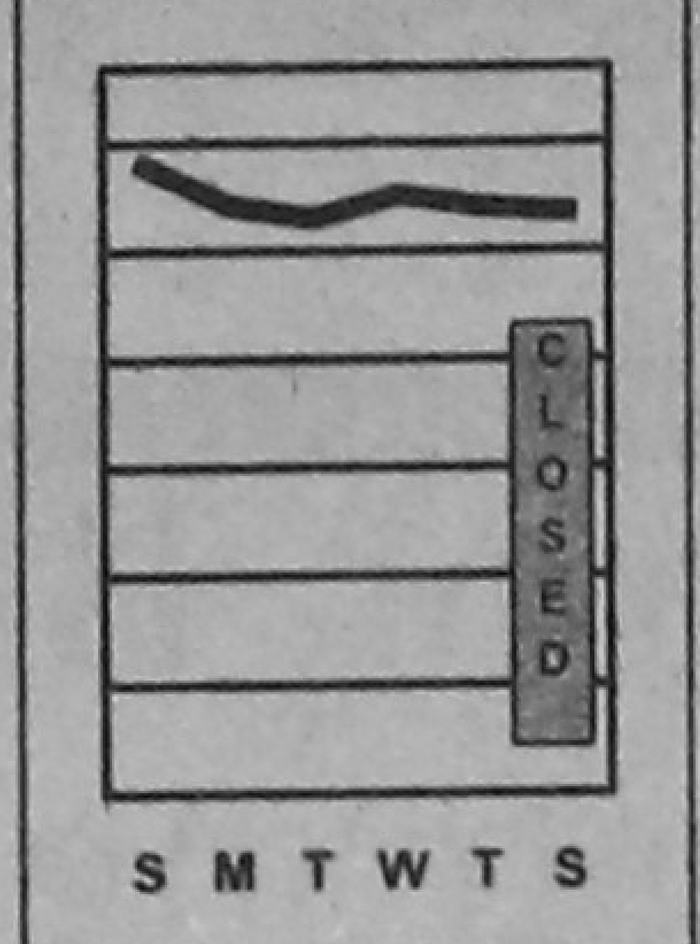

CSE All Share Price Index

1,007.05

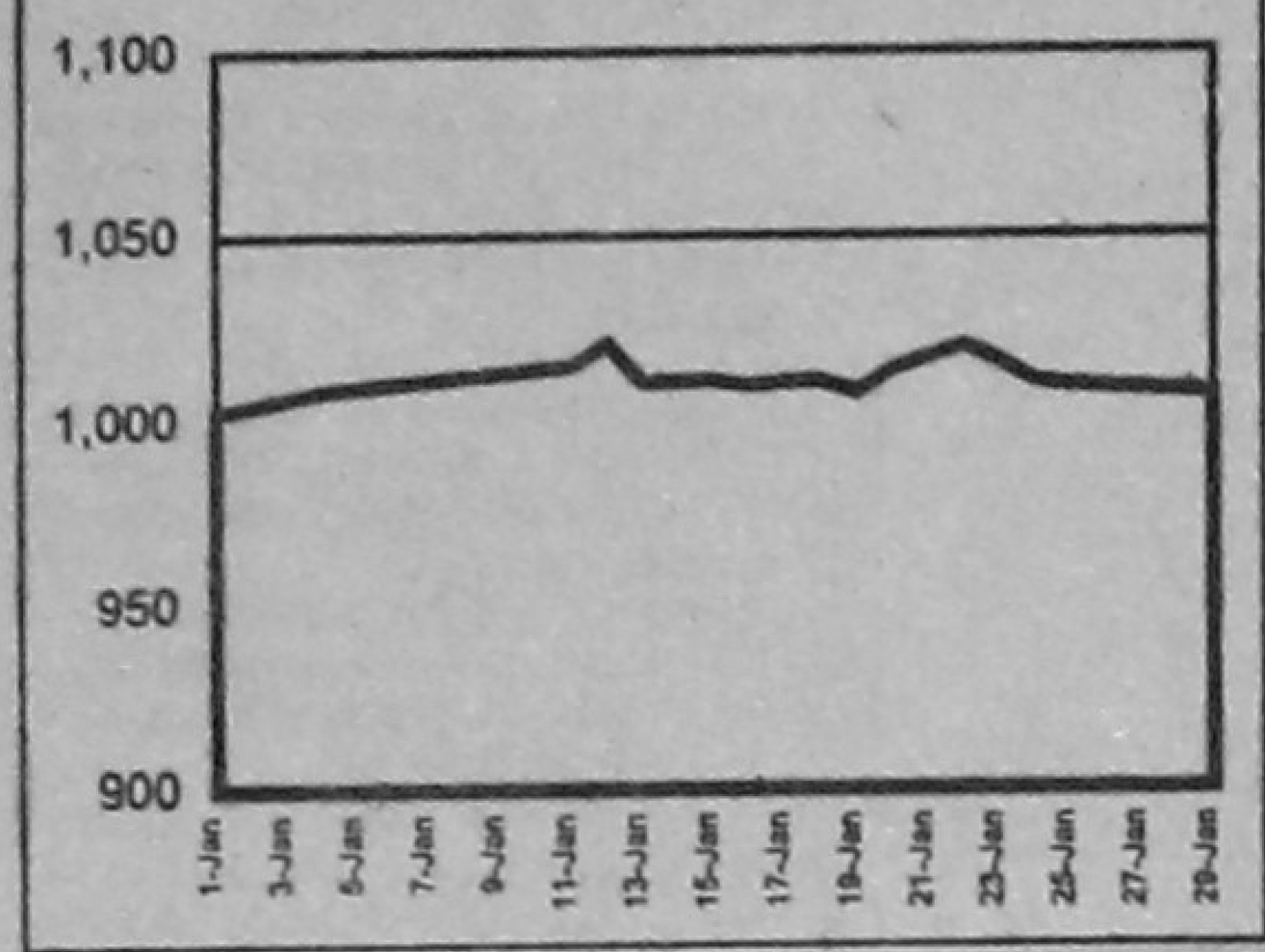

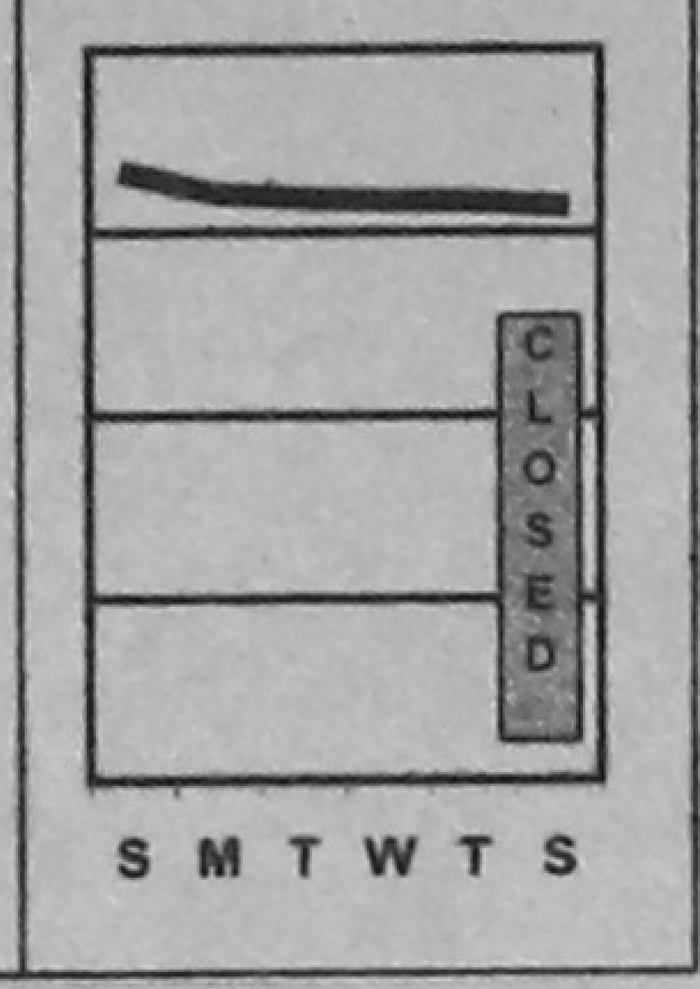

DAY'S MARKET

January 29, 2000

	DSE	CSE
All Share Price Index	488.53	1,007.05
Change in Index (pts)	(0.52)	(1.13)
Change in Index (%)	-0.11%	-0.11%
Market Capitalisation (cr Tk)	4,475.41	3,629.84
Market Capitalisation (mil US$)	932.38	756.22
Turnover Volume ('000)	2,893	355
Turnover Value (cr Tk)	5.90	0.57
No. of Issues Traded	152	29
No. of Issues Gained	56	4
No. of Issues Incurred Loss	73	17
No. of Issues Unchanged	23	8
Price Earning Ratio (x)	6.56	6.32
Dividend Yield (%)	7.62	7.95

DAY'S MARKET LEADERS

TURNOVER LEADERS

DSE	Vol '000	Value Tkm	CSE	Vol '000	Value Tkm
1 Samata Leather	102	12.21	1 Chic Tex	328	2.56
2 Chic Tex	1,333	10.66	2 Samata Leather	20	2.40
3 BD Welding	295	3.83	3 Ctg. Cement	0.24	0.20
4 Bionic Seafood	217	2.89	4 Sajib Knit	3	0.20
5 M Hossain Gar	42	2.59	5 BD Welding	8	0.10
6 Legacy Footwear	188	2.44	6 Sinobangla	2	0.05
7 Raspit Food	101	1.67	7 NBL	1	0.04
8 Paper Pro	12	1.22	8 Ashraf Tex	2	0.02
9 Pharmaco	12	1.13	9 Shine Pukur	0.30	0.01
10 Sinobangla	32	1.10	10 Imam Button	0.15	0.01

CAPITAL GAINERS

DSE	Vol '000	Change %	CSE	Vol '000	Change %
1 BD Dyeing	3.80	6.07	1 NBL	0.56	4.10
2 BCIL	6.95	5.02	2 Gachihata	0.05	0.65
3 National Life Ins	0.05	4.40	3 Chittagong Vege	0.01	0.59
4 3rd ICB M Fund	0.01	4.28	4 BD Zipper	0.05	0.31
5 Pubali Bank	0.06	4.19	5	-	-
6 Metalex Corp	0.07	3.44	6	-	-
7 Meghna Vege	0.15	3.26	7	-	-
8 Karim Pipe	0.40	3.13	8	-	-
9 BGIC	0.24	3.00	9	-	-
10 5th ICB M Fund	0.03	2.86	10	-	-

CAPITAL LOSERS

DSE	Vol '000	Change %	CSE	Vol '000	Change %
1 Libra Pharma	0.02	(9.91)	1 BD Autocars	0.10	(4.39)
2 Green Delta	0.02	(9.52)	2 Tripti Industry	0.04	(2.93)
3 Safko Spinning	0.35	(9.00)	3 M Hossain Gar	0.10	(2.71)
4 Uttara Bank	0.11	(6.95)	4 Samata Leather	20.05	(2.45)
5 Dulamia Cotton	0.06	(6.10)	5 Sajib Knit	2.70	(1.97)
6 N Polymer	0.02	(5.18)	6 Sinobangla	1.50	(1.69)
7 BEMCO	0.07	(4.58)	7 BEXIMCO	0.20	(1.56)
8 Bionic Seafood	217.00	(3.62)	8 Quasem Drycell	0.05	(1.54)
9 Desh Garment	0.02	(3.57)	9 BD Welding	8.00	(1.52)
10 M Hossain Gar	41.75	(3.13)	10 Delta Millers	0.06	(1.37)

LEAGUE TABLE

Company Name	FV/ML	Market Performance: Dhaka Stock Exchange						Chittagong Stock Exchange				AGM		Financial Performance					
	Tk/nos	Vol nos	Day's High Tk	Day's Low Tk	Day's Closing Tk	Prev. Closing Tk	Net Chg Tk	Vol nos	Day's Closing Tk	Prev. Closing Tk	Net Chg Tk	Year End YM	Date D/M/Y	EPS Tk	P/E x	DPS Tk	Yield %	NAV per Share Tk	Price/NAV x
Banks																			
Al-Arafa	1000/1	5	1,045.00	1,045.00	1,045.00	1,046.00	(1.00)	-	-	1,050.00	-	9812	23/8/99	210.82	4.98	150.00	14.35	1,220.00	0.86
Al Baraka Bank	1000/1	-	-	-	-	1,050.00	-	-	-	-	-	9812	16/9/99	(226.30)	-	-	-	1,129.00	0.93
Arab Bangladesh Bank	100/5	500	86.00	84.00	84.75	84.00	0.75	-	-	85.00	-	9812	18/12/99	33.77	2.51	-	-	177.02	0.48
City Bank	100/5	130	125.00	121.25	122.00	120.50	1.50	-	-	115.00	-	9812	20/11/99	25.55	4.77	-	-	264.45	0.46
Eastern Bank	100/20	-	-	-	-	117.75	-	-	-	-	-	9712	12/11/98	57.14	2.08	-	-	159.58	0.74
IDLC	100/20	60	445.00	442.00	444.00	440.00	4.00	-	-	490.00	-	9812	10/6/99	31.75	13.98	25.00	5.63	224.02	1.98
IFIC Bank	100/5	45	114.00	111.00	113.25	111.75	1.50	-	-	97.00	-	9612	5/7/99	23.34	4.85	-	-	196.22	0.58
Islami Bank	1000/1	39	2,130.00	2,110.00	2,119.00	2,124.25	(5.25)	-	-	2,100.00	-	9812	26/8/99	303.33	6.99	210.00	9.91	4,182.10	0.51
National Bank	100/20	3,300	62.25	60.50	61.75	61.00	0.75	560	63.50	61.00	2.50	9812	4/12/99	93.19	0.66	-	-	319.37	0.19
Pubali Bank	100/5	55	123.00	115.00	118.25	113.50	4.75	-	-	103.00	-	9812	23/12/99	62.52	1.89	-	-	376.62	0.31
Rupali Bank	100/10	130	82.00	81.00	81.75	80.50	1.25	-	-	75.00	-	9712	20/3/99	0.81	100.93	-	-	143.23	0.57
UCBL	100/5	-	-	-	-	64.25	-	-	-	75.00	-	9612	27/8/97	34.66	1.85	-	-	198.58	0.32
United Leasing	100/20	-	-	-	-	600.00	-	-	-	-	-	9812	20/5/99	63.07	9.51	25.00	4.17	402.91	1.49
Uttara Bank	100/5	110	78.00	77.00	77.00	82.75	(5.75)	-	-	-	-	9812	6/12/99	22.19	3.47	-	-	558.69	0.14
Uttara Finance	100/50	150	153.50	153.00	153.00	153.25	(0.25)	-	-	149.00	-	9812	22/6/99	15.59	9.81	15.00	9.80	106.71	1.43
Investment																			
1st BSRS MF	100/50	300	50.25	50.00	50.00	50.50	(0.50	-	-	54.00	-	9612	-	-	-	-	-	100.00	0.50
1st ICB MF	100/5	-	-	-	-	955.00	-	-	-	1,050.00	-	9906	4/11/99	251.63	3.80	100.00	10.47	541.38	1.76
2nd ICB MF	100/5	-	-	-	-	317.50	-	-	-	425.00	-	9906	4/11/99	44.95	7.06	32.00	10.08	156.52	2.03
3rd ICB MF	100/5	5	329.00	329.00	329.00	315.50	13.50	-	-	340.00	-	9906	4/11/99	37.54	8.76	38.00	11.55	237.32	1.39
4th ICB MF	100/10	-	-	-	-	285.00	-	-	-	306.75	-	9906	4/11/99	42.36	6.73	35.00	12.28	178.01	1.60
5th ICB MF	100/10	30	180.00	180.00	180.00	175.00	5.00	-	-	211.00	-	9906	4/11/99	17.35	10.37	20.00	11.11	129.82	1.39
6th ICB MF	100/10	-	-	-	-	130.25	-	-	-	135.00	-	9906	4/11/99	8.45	15.41	15.00	11.52	125.55	1.04
7th ICB MF	100/50	-	-	-	-	116.00	-	-	-	112.00	-	9906	4/11/99	13.11	8.85	13.00	11.21	118.53	0.98
8th ICB MF	100/50	100	109.00	108.50	108.75	107.25	1.50	-	-	106.00	-	9906	4/11/99	13.21	8.23	12.00	11.03	117.81	0.92
ICB	100/5	-	-	-	-	165.00	-	-	-	175.00	-	9906	4/11/99	21.61	7.64	7.00	4.24	297.35	0.55
Engineering																			
Aftab Automobile	100/5	70	181.00	181.00	181.00	184.00	(3.00)	-	-	180.00	-	9908	23/12/99	27.79	6.51	16.00	8.84	249.59	0.73
Anwar Galvanizing	100/50	250	138.00	137.00	137.25	140.00	(2.75)	-	-	138.00	-	9806	28/4/99	2.16	63.54	15.00	10.93	113.00	1.21
Atlas Bangladesh	10/50	-	-	-	-	135.00	-	-	-	-	-	9906	30/12/99	19.31	6.99	11.00	8.15	85.78	1.57
Aziz Pipe	100/5	30	502.75	498.00	499.50	504.75	(5.25)	-	-	500.00	-	9812	26/8/99	45.83	10.90	30.00	6.01	562.70	0.89
BD Autocars	100/5	1,400	72.75	72.00	72.00	72.00	-	100	70.75	74.00	(3.25)	9706	30/12/97	11.69	6.16	-	-	130.72	0.55
BD Lamps	100/5	55	525.00	523.25	524.00	524.50	(0.50)	-	-	510.00	-	9812	16/9/99	24.62	21.28	20.00	3.82	248.51	2.11
BEMCO	100/10	70	68.75	67.50	67.75	71.00	(3.25)	-	-	-	-	9712	30/12/98	(30.96)	-	-	-	76.67	0.88
Bengal Steel	10/50	-	-	-	-	1,113.70	-	-	-	-	-	9812	25/9/99	(1.23)	-	-	-	(81.47)	-
Eastern Cables	100/5	160	93.75	92.25	93.00	91.25	1.75	-	-	92.00	-	9806	24/6/99	7.57	12.29	12.00	12.90	168.73	0.55
Karim Pipe	100/5	400	74.50	72.50	74.25	72.00	2.25	-	-	-	-	9812	23/12/99	(103.96)	-	-	-	106.73	0.70
Kay & Que	100/50	450	113.25	112.75	113.00	113.00	-	-	-	126.75	-	9812	30/9/99	(10.94)	-	-	-	110.70	1.02
Metalex Corp.	100/5	65	119.00	110.00	112.75	109.00	3.75	-	-	-	-	9506	24/4/96	(562.54)	-	-	-	(3,101.00)	-
Monno Jute Staffer	100/5	-	-	-	-	226.75	-	-	-	-	-	9812	29/11/99	18.26	12.42	20.00	8.82	225.57	1.01
Monno Jutex	100/5	-	-	-	-	675.50	-	-	-	-	-	9906	28/11/99	78.24	8.63	50.00	7.40	745.08	0.91
National Tubes	100/10	140	525.00	515.00	520.25	516.50	3.75	-	-	-	-	9806	21/4/99	108.33	4.80	30.00	5.77	(11.28)	-
Olympic Industries	100/5	325	90.00	89.50	89.75	89.75	-	-	-	89.75	-	9703	22/12/97	19.22	4.67	20.00	22.28	184.61	0.49
Quasem Drycell	10/50	11,800	13.50	12.90	12.90	13.00	(0.10)	50	12.80	13.00	(0.20)	9906	23/12/99	1.11	11.62	1.00	7.75	28.42	0.45
Rangpur Foundry	10/500	17,500	13.30	13.10	13.10	13.30	(0.20)	-	-	13.20	-	9809	-	1.32	9.92	-	-	12.88	1.02
Renwick Jajnes.	100/5	15	82.00	80.25	81.25	82.50	(1.25)	-	-	-	-	9906	28/12/99	(56.25)	-	-	-	100.75	0.81
Singer Bangladesh	100/5	25	1,133.00	1,133.00	1,133.00	1,137.25	(4.25)	-	-	-	-	9902	19/5/99	91.99	12.32	100.00	8.83	156.05	7.26
Thai Aluminum	100/10	60	242.00	240.00	240.75	245.00	(4.25)	-	-	250.00	-	9812	16/9/99	22.39	10.75	20.00	8.31	147.48	1.63
Wonderland Toys	100/50	2,400	54.75	53.25	54.00	53.25	0.75	-	-	53.50	-	9906	30/12/99	(12.87)	-	-	-	74.90	0.72
Food & Allied																			
AB Biscuit	100/5	-	-	-	-	165.00	-	-	-	-	-	9506	30/12/95	(26.78)	-	-	-	238.78	0.69
Alpha Tobacco	10/50	350	61.00	61.00	61.00	60.80	0.20	-	-	60.50	-	9810	9/4/99	7.32	8.33	5.25	8.61	77.96	0.78
Amam Sea Food	100/5	30	255.00	254.00	254.50	250.00	4.50	-	-	-	-	9906	30/11/99	(44.72)	-	-	-	(26.71)	-
AMCL (Pran)	100/10	170	260.00	257.00	258.25	257.00	1.25	-	-	262.50	-	9906	9/12/99	41.33	6.25	20.00	7.74	237.58	1.09
Apex Food	100/5	85	301.00	300.00	300.25	302.75	(2.50)	-	-	309.75	-	9906	29/11/99	(50.16)	-	-	-	626.66	0.48
Bangas	100/5	-	-	-	-	158.00	-	-	-	-	-	9906	3/12/99	20.19	7.83	15.00	9.49	151.49	1.04
BD Plantation	100/5	-	-	-	-	456.00	-	-	-	-	-	9906	3/12/99	(256.12)	-	-	-	302.11	1.51
Bengal Biscuit	100/20	3,280	70.50	68.50	68.50	69.00	(0.50)	120	69.00	69.00	-	9806	26/6/99	4.97	13.78	-	-	239.29	0.29
Beximco Fisheries	100/20	400	71.00	69.50	69.75	68.75	1.00	-	-	72.00	-	9812	7/12/99	8.17	8.54	5.00	7.17	136.00	0.51
Bionic Seafood	10/500	217,000	13.90	13.20	13.30	13.80	(0.50)	-	-	-	-	9903	-	1.67	7.96	-	-	13.22	1.01
BLTC	100/5	-	-	-	-	1,018.00	-	-	-	-	-	9812	29/8/99	44.40	22.93	30.00	2.95	1,498.90	0.68
BATBC	10/50	200	105.00	105.00	105.00	105.30	(0.30)	-	-	104.00	-	9812	17/5/99	12.59	8.34	9.00	8.57	39.22	2.68
Chittagong Vegetable	100/10	350	86.75	85.75	86.25	85.50	0.75	10	85.25	84.75	0.50	9906	30/12/99	(1.06)	-	8.00	9.28	225.49	0.38
Dhaka Fisheries	100/50	650	135.00	133.75	134.25	135.00	(0.75)	50	134.00	134.00	-	9906	23/12/99	3.78	35.52	5.00	3.72	115.78	1.16
Dhaka Vegetable	100/5	160	44.00	43.50	43.50	44.50	(1.00)	-	-	-	-	9506	10/9/97	(5.33)	-	-	-	108.80	0.40
EL Camelia	100/5	-	-	-	-	1,700.00	-	-	-	-	-	9812	18/9/99	118.32	14.37	-	-	(61.68)	-
Gachihata	100/50	2,150	39.75	38.75	39.00	38.75	0.25	50	38.50	38.25	0.25	9906	22/12/99	(14.85)	-	-	-	117.55	0.33
Gemini Sea Food	100/5	-	-	-	-	138.00	-	-	-	-	-	9809	12/12/98	12.87	10.72	10.00	7.25	(245.80)	-
Gulf Foods	100/50	7,500	136.75	135.25	135.50	135.25	0.25	-	-	132.50	-	9906	28/12/99	14.58	9.29	10.00	7.38	104.17	1.30
Hill Plantation	100/5	-	-	-	-	700.00	-	-	-	-	-	9906	3/12/99	(70.29)	-	-	-	360.43	1.94
Meghna Shrimp	100/20	7,440	83.25	82.50	82.50	82.50	-	-	-	83.75	-	9812	26/12/99	10.54	7.83	12.00	14.55	113.23	0.73
Meghna Vegetable Oil	100/50	150	72.00	71.00	71.25	69.00	2.25	-	-	76.75	-	9806	30/12/98	16.04	4.44	15.00	21.05	175.56	0.41
Modern Industries	100/5	5	78.50	78.50	78.50	80.50	(2.00)	-	-	-	-	9812	15/5/99	(15.43)	-	-	-	35.43	2.22
Mona Food	100/50	1,900	82.50	82.00	82.25	82.25	-	150	82.25	83.00	(0.75)	9906	30/12/99	0.87	94.54	-	-	110.11	0.75
NTC	100/5	-	-	-	-	661.25	-	-	-	442.75	-	9812	21/4/99	68.57	9.64	32.00	4.84	454.08	1.46
Rabeya Flour	10/50	-	-	-	-	8.10	-	-	-	-	-	9812	16/9/99	1.28	6.33	-	-	9.21	0.88
Rahima Food Corp.	100/50	800	39.75	39.00	39.25	39.00	0.25	-	-	40.00	-	9906	30/12/99	(10.24)	-	-	-	109.11	0.36
Raspit Food	10/500	101,000	16.60	16.40	16.50	16.40	0.10	-	-	16.90	-	9612	30/10/97	1.18	13.98	-	-	10.19	1.62
Rupan Oil	10/100	-	-	-	-	16.00	-	-	-	14.00	-	9706	12/8/98	0.11	145.45	-	-	32.14	0.50
Shyampur Sugar Mills	10/100	50,400	8.00	7.80	7.80	7.80	-	-	-	-	-	9806	24/6/99	(75.75)	-	-	-	10.00	0.78
Tripti Industries	100/5	475	60.00	59.50	59.75	60.25	(0.50)	40	58.00	59.75	(1.75)	9608	-	4.74	12.61	10.00	16.74	110.00	0.54
Tulip Dairy	100/5	1,810	134.00	132.00	133.00	133.50	(0.50)	-	-	-	-	9306	30/3/95	(35.14)	-	-	-	53.99	2.46
Yousuf Flour	10/50	-	-	-	-	-	-	-	-	-	-	9906	29/12/99	0.01	-	-	-	(2.27)	-
Zeal Bangla	10/50	46,500	7.10	7.00	7.00	7.00	-	-	-	-	-	9806	10/10/99	(2.72)	-	-	-	10.85	0.65
Fuel & Power																			
BD Welding	10/500	294,500	13.30	13.00	13.00	13.20	(0.20)	8,000	13.00	13.20	(0.20)	9812	-	0.31	41.94	-	-	13.70	0.95
BOC	10/50	350	89.00	88.20	88.70	89.50	(0.80)	-	-	88.10	-	9808	1/2/99	7.79	11.39	3.80	4.28	48.08	1.84
Eastern Lubricant	10/50	-	-	-	-	160.00	-	-	-	-	-	9806	18/3/99	5.64	28.37	3.50	2.19	42.42	3.77
National Oxyg.	100/10	110	57.25	57.00	57.00	57.75	(0.75)	-	-	73.00	-	9606	30/6/97	(1,110.86)	-	-	-	(337.60)	-
Padma Oil	10/50	-	-	-	-	134.60	-	-	-	130.00	-	9806	21/3/99	16.55	8.13	4.50	3.34	80.57	1.67
Jute																			
Ahad Jute	100/10	-	-	-	-	-	-	-	-	-	-	9906	26/12/99	2.71	-	-	-	103.64	-
Islam Jute	100/5	-	-	-	-	110.00	-	-	-	-	-	9906	29/12/19	(329.62)	-	-	-	802.09	0.14
Jute Spinners	100/5	-	-	-	-	128.00	-	-	-	-	-	9806	31/3/99	29.55	4.33	15.00	11.72	724.38	0.18
Mutual Jute	100/5	-	-	-	-	143.00	-	-	-	-	-	9906	26/12/99	(35.18)	-	-	-	3,586.10	0.04
Northern Jute	10/200	5,200	33.10	32.80	32.80	32.90	(0.10)	-	-	-	-	9906	7/12/99	(3.50)	-	-	-	6.95	4.72
Saleh Carpet	10/200	20,000	4.60	4.50	4.50	4.50	-	-	-	-	-	9612	22/12/97	(12.81)	-	-	-	(104.30)	-
Sonali Ansh	100/5	-	-	-	-	180.50	-	-	-	-	-	9906	23/12/99	93.23	1.94	-	-	257.25	0.70
Textile																			
Al-Haj Textile	10/50	-	-	-	-	-	-	-	-	-	-	9906	29/12/99	(0.13)	-	-	-	86.07	-
Alltex Industries	100/50	1,650	47.50	47.00	47.25	47.00	0.25	100	46.75	47.00	(0.25)	9906	23/12/99	12.27	3.85	-	-	135.08	0.35
Anlima Yarn Dyeing	100/50	-	-	-	-	95.00	-	-	-	98.00	-	9906	9/12/99	17.96	5.29	12.00	12.63	111.19	0.85
Apex Spinning	100/20	-	-	-	-	92.50	-	-	-	96.00	-	9903	29/11/99	25.78	3.59	10.00	10.81	168.35	0.55
Apex Weaving	100/50	900	41.50	41.50	41.50	41.25	0.25	-	-	41.50	-	9906	23/12/99	(8.67)	-	-	-	81.87	0.51
Arbee Textile	100/10	-	-	-	-	81.00	-	-	-	-	-	9812	30/6/99	(55.78)	-	-	-	(134.70)	-
Ashraf Textile	10/50	37,200	11.00	10.70	10.70	10.60	0.10	1,500	10.70	10.70	-	9906	29/12/99	(4.34)	-	-	-	20.12	0.53
BD Dyeing	100/20	3,800	112.00	104.00	109.25	103.00	6.25	-	-	101.25	-	9612	27/6/97	45.93	2.38	15.00	13.73	158.99	0.69
BD Zipper	100/50	3,100	81.50	80.25	80.75	79.50	1.25	50	81.50	81.25	0.25	9806	17/12/98	17.85	4.52	11.00	13.62	110.15	0.73
Beximco Denims	100/50	-	-	-	-	156.75	-	-	-	154.00	-	9812	25/11/99	45.78	3.42	5.00	3.19	165.83	0.95
Beximco Knitting	100/20	380	99.75	99.00	99.50	98.75	0.75	-	-	100.00	-	9812	5/12/99	29.70	3.35	5.00	5.03	141.20	0.70
Beximco Textile	100/50	1,250	108.25	106.00	107.00	106.00	1.00	-	-	98.00	-	9812	27/11/99	28.15	3.80	5.00	4.67	135.95	0.79
Chic Tex	10/500	1,333,000	8.50	7.90	8.00	7.80	0.20	328,000	7.80	7.80	-	9906	23/12/99	0.58	13.79	0.50	6.25	10.35	0.77
CMC-Kamal	100/50	-	-	-	-	67.00	-	-	-	65.00	-	9812	8/4/99	5.10	13.14	5.00	7.46	100.10	0.67
Dandy Dyeing	100/50	250	67.25	65.00	66.00	66.50	(0.50)	-	-	-	-	9812	15/9/99	(38.78)	-	-	-	100.00	0.66
Delta Millers	100/20	3,260	54.75	54.00	54.25	54.50	(0.25)	60	54.00	54.75	(0.75)	9806	30/12/98	1.94	27.96	-	-	118.80	0.46
Desh Garments	100/10	20	81.00	81.00	81.00	84.00	(3.00)	-	-	-	-	9906	2/12/99	15.56	5.21	7.50	9.26	272.35	0.30
Dulamia Cotton	100/10	60	38.50	38.50	38.50	41.00	(2.50)	-	-	50.00	-	9906	9/12/99	(55.21)	-	-	-	(90.36)	-
Dynamic Textile	100/20	21,260	32.50	32.25	32.25	32.25	-	380	32.25	32.50	(0.25)	9609	7/9/97	(7.18)	-	-	-	104.83	0.31
Eagle Star Textile	10/50	72,300	9.20	8.90	8.90	8.80	0.10	50	8.90	8.90	-	9906	21/12/99	0.08	111.25	-	-	20.60	0.43
GEM Knitwear	100/50	3,400	98.50	94.00	95.75	98.50	(2.75)	-	-	97.50	-	9612	-	-	-	-	-	100.00	0.96
GMG Industrial Corp.	10/50	-	-	-	-	22.50	-	-	-	106.00	-	9906	22/12/99	(14.14)	-	-	-	128.71	0.17
HR Textile	100/50	500	60.00	59.75	59.75	60.00	(0.25)	-	-	67.75	-	9709	29/12/97	8.17	7.31	12.50	20.92	130.94	0.46
M. Hossain Garments	100/50	41,750	64.50	61.50	62.00	64.00	(2.00)	100	62.75	64.50	(1.75)	9606	24/12/97	5.20	11.92	15.00	24.19	116.99	0.53
Mita Textile	100/20	-	-	-	-	45.50	-	-	-	46.25	-	9906	7/12/99	0.65	70.00	-	-	116.75	0.39
Mithun Knitting	100/20	220	67.75	67.50	67.50	67.50	-	-	-	-	-	9906	3/12/99	9.87	6.84	-	-	127.91	0.53
Modern Dyeing	100/5	10	107.50	107.50	107.50	105.00	2.50	-	-	-	-	9906	23/12/99	2.53	42.49	5.00	4.65	101.56	1.06
Monno Fabrics	100/50	1,750	71.50	71.00	71.25	71.25	-	-	-	71.50	-	9812	2/12/99	(8.86)	-	-	-	135.22	0.53
Padma Textile	100/20	20	148.50	148.50	148.50	149.50	(1.00)	-	-	135.25	-	9812	27/11/99	53.83	2.76	5.00	3.37	278.27	0.53
Prime Textile	100/50	250	44.00	43.75	43.75	44.25	(0.50)	-	-	45.50	-	9806	20/3/99	(30.69)	-	-	-	290.99	0.15
Quasem Silk	10/100	54,100	14.90	14.70	14.80	14.80	-	-	-	-	-	9809	17/6/99	0.30	49.33	-	-	37.10	0.40
Quasem Textile	10/50	15,000	12.30	12.10	12.10	12.20	(0.10)	-	-	-	-	9809	17/6/99	(4.90)	-	-	-	12.00	1.01
Rahim Textile	100/5	-	-	-	-	89.75	-	-	-	-	-	9806	24/3/99	(13.54)	-	-	-	(28.17)	-
Safko Spinning	100/50	350	69.50	67.50	68.25	75.00	(6.75)	-	-	-	-	9809	-	8.31	8.21	-	-	114.59	0.60
Saiham Textile	100/10	150	82.75	82.00	82.50	82.00	0.50	-	-	82.25	-	9906	23/12/99	17.35	4.76	10.00	12.12	127.52	0.65
Sajib Knitwear	100/50	6,700	76.25	74.50	74.75	75.25	(0.50)	2,700	74.50	76.00	(1.50)	9906	15/12/99	2.09	35.77	6.00	8.03	103.74	0.72
Sonargaon Textile	100/50	-	-	-	-	72.00	-	-	-	90.00	-	9812	21/12/99	(3.60)	-	-	-	133.16	0.54
Sreepur Textile	100/50	-	-	-	-	41.50	-	-	-	45.00	-	9812	25/9/99	(5.94)	-	-	-	100.03	0.41
STM	100/5	-	-	-	-	92.50	-	-	-	-	-	9812	27/12/99	(30.18)	-	-	-	250.35	0.37
Stylecraft	100/5	-	-	-	-	1,127.50	-	-	-	-	-	9903	11/11/99	232.86	4.84	22.50	2.00	1,009.60	1.12
Tallu Spinning	100/10	-	-	-	-	68.00	-	-	-	-	-	9906	3/12/99	(9.57)	-	-	-	142.04	0.48
Tamijuddin Textile	100/10	50	37.75	37.75	37.75	38.75	(1.00)	-	-	40.00	-	9706	24/12/97	(7.74)	-	-	-	81.92	0.46
Pharma & Chemical																			
ACI	10/50	6,450	28.00	27.70	27.90	27.70	0.20	-	-	27.60	-	9812	20/5/99	3.26	8.56	2.50	8.96	30.87	0.90
Ambee Pharma	10/50	6,150	31.90	31.20	31.30	31.30	-	-	-	30.70	-	9812	9/9/99	1.04	30.10	1.00	3.19	11.51	2.72
Bangla Process	100/5	-	-	-	-	100.00	-	-	-	-	-	9906	30/12/99	8.07	12.39	-	-	101.57	0.98
BCIL	100/10	6,950	75.00	72.00	73.25	69.75	3.50	-	-	68.00	-	9806	17/12/98	12.85	5.70	10.00	13.65	146.68	0.50
Beximco Infusions	100/10	210	225.50	223.00	225.00	225.00	-	-	-	280.00	-	9812	4/12/99	47.67	4.72	10.00	4.44	197.71	1.14
Beximco Pharma	10/50	16,750	30.30	30.00	30.00	30.10	(0.10)	-	-	30.20	-	9812	9/12/99	8.46	3.55	1.50	5.00	69.83	0.43
Beximco Synthetics	100/20	2,620	122.50	121.00	122.00	121.00	1.00	-	-	130.00	-	9812	7/12/99	38.17	3.20	10.00	8.20	155.78	0.78
Glaxo Bangladesh	10/50	-	-	-	-	132.90	-	-	-	-	-	9812	20/5/99	6.56	20.26	3.00	2.26	45.60	2.91
Imam Button	100/50	3,550	92.25	90.00	91.50	91.25	0.25	150	91.50	91.50	-	9906	30/12/99	7.51	12.18	8.00	8.74	100.83	0.91
JH Chemical	100/50	1,350	83.50	82.00	82.75	82.75	-	-	-	81.25	-	9712	-	-	-	-	-	100.00	0.83
Kohinoor Chemicals	100/5	-	-	-	-	75.50	-	-	-	80.00	-	9406	27/2/95	(7.77)	-	-	-	(270.20)	-
Libra Pharma	100/20	20	200.00	200.00	200.00	222.00	(22.00)	-	-	250.50	-	9906	9/12/99	32.86	6.09	15.00	7.50	397.23	0.50
National Polymer	100/10	20	141.75	141.75	141.75	149.50	(7.75)	-	-	155.00	-	9706	29/9/97	38.82	3.65	20.00	14.11	168.44	0.84
Orion Infusion	100/20	-	-	-	-	40.75	-	-	-	34.43	-	9606	3/2/97	8.09	5.04	17.00	41.72	102.38	0.40
Perfume Chemical	100/50	11,650	55.50	54.00	54.25	53.75	0.50	-	-	54.00	-	9806	30/4/98	1.62	33.49	-	-	108.11	0.50
Petro Synthetic	10/50	700	17.70	17.60	17.60	17.70	(0.10)	-	-	-	-	9812	30/9/99	(15.71)	-	-	-	(70.29)	-
Pharma Aids	100/5	-	-	-	-	150.00	-	-	-	-	-	9806	27/12/98	(2.83)	-	-	-	114.78	1.31
Pharmaco	100/5	11,660	100.00	96.25	96.50	98.50	(2.00)	-	-	-	-	9806	31/3/99	3.55	27.18	-	-	61.34	1.57
Rahman Chemicals	100/10	3,700	57.50	56.25	56.25	56.00	0.25	-	-	-	-	9812	30/9/99	(1.98)	-	-	-	100.00	0.56
Reckitt & Colman	10/50	1,100	69.00	67.40	67.80	67.50	0.44	-	-	67.60	-	9901	17/5/99	5.15	13.17	3.00	4.42	28.54	2.38
Renata	100/5	-	-	-	-	442.00	-	-	-	-	-	9812	16/6/99	45.77	9.66	25.00	5.66	635.89	0.70
Square Pharma	100/20	260	677.50	675.00	676.25	677.00	(0.75)	-	-	679.00	-	9903	21/10/99	146.48	4.62	55.00	8.13	768.97	0.88
TBL	100/5	220	71.00	68.00	68.50	68.25	0.25	-	-	67.00	-	9812	30/9/99	(306.24)	-	-	-	(792.50)	-
The Ibnsina	100/10	80	175.00	172.00	173.25	169.00	4.25	-	-	190.00	-	9806	6/2/99	20.54	8.43	17.00	9.81	111.39	1.56
Wata Chemicals	100/20	-	-	-	-	144.00	-	-	-	180.00	-	9812	21/7/99	7.00	20.57	12.50	8.68	184.18	0.78
Paper & Printing																			
Azadi Printers	100/10	-	-	-	-	78.00	-	-	-	77.75	-	9906	28/12/99	3.62	21.55	-	-	100.69	0.77
Eagle Box	10/50	-	-	-	-	34.70	-	-	-	-	-	9906	29/11/99	(56.86)	-	-	-	(275.40)	-
MAQ Enterprises	100/50	700	39.50	39.00	39.00	39.25	(0.25)	-	-	43.00	-	9812	-	12.24	3.19	-	-	126.94	0.31
MAQ Paper	100/20	60	84.00	82.00	83.25	82.00	1.25	-	-	90.00	-	9712	20/6/98	18.47	4.51	10.00	12.01	123.04	0.68
Monospool Paper	100/5	4,010	129.75	124.25	124.75	128.50	(3.75)	-	-	120.25	-	9806	15/9/98	1.88	68.36	-	-	178.33	0.70
Padma Printers	10/50	5,600	14.30	14.10	14.10	14.20	(0.10)	-	-	14.80	-	9612	23/12/96	-	-	-	-	10.00	1.41
Paper Process	100/10	11,690	108.00	104.50	104.75	106.00	(1.25)	-	-	-	-	9712	15/9/98	2.38	44.01	-	-	86.45	1.21
Sonali Paper	10/50	200	13.10	13.10	13.10	13.10	-	-	-	17.20	-	9806	30/12/98	1.07	12.24	1.50	11.45	10.19	1.29
Services & Real Estate																			
BD Hotel	10/50	-	-	-	-	-	-	-	-	-	-	9812	23/9/99	6.63	-	3.50	-	-	-
BD Services	10/50	-	-	-	-	-	-	-	-	-	-	9712	24/12/98	12.22	-	1.00	-	37.10	-
Eastern Housing	100/20	920	109.50	109.00	109.00	109.00	-	100	107.50	108.00	(0.50)	9907	23/12/99	14.64	7.45	12.00	11.01	129.35	0.84
Samorita Hospital	100/50	500	139.50	138.50	138.75	138.75	-	50	139.00	140.00	(1.00)	9806	19/7/99	3.76	36.90	12.00	8.65	146.02	0.95
Shine Pukur Holdings	100/50	2,000	46.50	45.50	45.50	46.00	(0.50)	300	46.00	46.25	(0.25)	9812	9/12/99	5.21	8.73	5.00	10.99	104.77	0.43
Miscellaneous																			
Apex Footwear	100/20	340	134.50	130.00	130.50	132.00	(1.50)	-	-	128.00	-	9812	15/4/99	2.78	46.94	-	-	210.02	0.62
Apex Tannary	100/10	80	126.00	126.00	126.00	126.25	(0.25)	-	-	117.00	-	9806	5/12/99	4.13	30.51	-	-	410.07	0.31
Aramit	10/50	18,850	44.10	43.50	43.50	43.60	(0.10)	100	43.80	43.80	-	9812	30/10/99	3.26	13.34	2.50	5.75	26.55	1.64
Aramit Cement	100/50	1,050	114.00	113.25	113.50	113.25	0.25	-	-	113.50	-	9812	30/10/99	-	-	-	-	100.00	1.14
Bata Shoe	10/100	1,600	99.50	98.00	98.80	98.20	0.60	-	-	-	-	9812	3/6/99	8.29	11.92	8.00	8.10	32.66	3.03
BD Luggage	100/50	3,200	41.25	39.00	39.75	39.00	0.75	-	-	41.00	-	9606	-	-	-	-	-	100.00	0.40
Bengal Fine Ceramic	100/50	150	90.00	89.00	89.25	90.25	(1.00)	-	-	91.00	-	9906	30/12/99	1.39	64.21	-	-	101.91	0.88
BEXIMCO	10/100	5,000	32.10	31.70	31.80	32.10	(0.30)	200	31.50	32.00	(0.50)	9812	25/11/99	6.73	4.73	1.00	3.14	34.57	0.92
BSC	100/5	-	-	-	-	71.00	-	-	-	6.25	-	9806	7/4/99	(48.54)	-	-	-	(575.90)	-
Chittagong Cement	100/5	715	865.00	850.00	859.00	863.25	(4.25)	240	850.50	855.00	(4.50)	9806	15/4/99	53.29	16.12	40.00	4.66	137.57	6.24
Confidence Cement	100/20	1,480	242.00	235.00	237.25	234.75	2.50	20	231.00	231.00	-	9906	30/12/99	37.08	6.40	25.00	10.54	262.41	0.90
Excelsior Shoes	100/50	4,950	37.50	37.00	37.00	37.50	(0.50)	-	-	37.75	-	9809	27/9/99	(11.37)	-	-	-	121.58	0.30
Fu-Wang Ceramic	100/50	450	133.50	133.00	133.25	133.75	(0.50)	-	-	134.00	-	9906	9/12/99	18.35	7.26	15.00	11.26	107.73	1.24
GQ Ball Pen	10/50	-	-	-	-	73.50	-	-	-	72.10	-	9812	23/8/99	9.41	7.81	3.80	5.17	104.72	0.70
Highspeed Ship	100/5	-	-	-	-	61.00	-	-	-	-	-	9806	25/3/99	(11.36)	-	-	-	(295.20)	-
Himadri	10/100	-	-	-	-	6.60	-	-	-	-	-	9812	21/6/99	0.71	9.30	-	-	7.90	0.84
Legacy Footwear	10/500	188,000	13.40	13.00	13.00	13.30	(0.30)	-	-	13.50	-	9904	-	-	-	-	-	10.00	1.30
Lexco	100/10	200	130.00	128.00	128.00	128.25	(0.25)	-	-	144.00	-	9812	9/9/99	10.41	12.30	10.00	7.81	550.88	0.23
Mark BD Shilpa & Engg.	100/50	1,400	38.00	37.50	37.75	38.00	(0.25)	-	-	38.75	-	9706	29/12/97	13.54	2.79	11.00	29.14	218.88	0.17
Meghna Cement	100/50	250	135.50	134.50	135.00	134.50	0.50	-	-	132.50	-	9812	28/9/99	19.88	6.79	10.00	7.41	118.49	1.14
Monno Ceramic	100/5	215	322.25	321.00	321.50	324.00	(2.50)	-	-	330.00	-	9806	2/12/99	24.14	13.32	25.00	7.78	242.41	1.33
Niloy Cement	100/50	250	112.50	112.00	112.00	111.50	0.50	-	-	113.00	-	9906	17/12/99	2.74	40.88	-	-	103.36	1.08
Paragon Leather	100/50	3,050	50.50	50.25	50.25	50.00	0.25	-	-	50.00	-	9806	26/5/99	8.00	6.28	10.00	19.90	111.73	0.45
Phoenix Leather	100/5	-	-	-	-	260.00	-	-	-	-	-	9706	21/10/99	(439.05)	-	-	-	(426.20)	-
Rose Heaven Ball Pen	10/500	12,500	13.90	13.80	13.80	14.00	(0.20)	-	-	13.90	-	9806	19/12/98	1.13	12.21	1.00	7.25	16.52	0.84
Samata Leather	100/50	102,150	129.00	118.75	119.50	121.50	(2.00)	20,050	119.50	122.50	(3.00)	9906	31/10/99	3.80	31.45	7.00	5.86	178.11	0.67
Savar Refractories	100/5	5,020	107.25	102.75	103.25	105.00	(1.75)	-	-	-	-	9806	25/3/99	0.43	240.12	-	-	100.97	1.02
Sinobangla Industries	10/500	31,500	35.40	35.00	35.00	35.00	-	1,500	35.00	35.60	(0.60)	9806	-	0.22	159.09	-	-	10.22	3.42
Standard Ceramic	100/50	-	-	-	-	103.00	-	-	-	112.00	-	9806	7/7/99	(23.26)	-	7.50	7.28	192.45	0.54
Texpick Industries	100/10	1,220	122.00	120.00	120.50	121.00	(0.50)	-	-	-	-	9706	24/12/97	1.24	97.18	-	-	128.69	0.94
The Engineers	100/5	-	-	-	-	101.00	-	-	-	-	-	9808	25/12/99	78.59	1.29	10.00	9.90	516.25	0.20
Usmania Glass	100/5	130	213.00	213.00	213.00	217.75	(4.75)	-	-	200.00	-	9806	23/4/99	(62.65)	-	15.00	7.04	461.48	0.46
Insurance																			
BGIC	100/10	240	228.50	216.00	223.00	216.50	6.50	-	-	200.00	-	9812	9/9/99	25.22	8.84	20.00	8.97	239.59	0.93
Central Insurance	100/20	20	141.00	141.00	141.00	141.50	(0.50)	-	-	129.00	-	9812	9/9/99	19.01	7.42	15.00	10.64	161.48	0.87
Delta Life Insurance	100/5	40	505.00	505.00	505.00	504.00	1.00	-	-	350.00	-	9812	30/9/99	-	-	36.00	7.13	100.00	5.05
Eastern Insurance	100/20	-	-	-	-	148.00	-	-	-	204.00	-	9812	28/7/99	26.63	5.56	20.00	13.51	156.06	0.95
Eastland Insurance	100/20	100	155.00	155.00	155.00	160.00	(5.00)	-	-	170.00	-	9812	22/6/99	23.45	6.61	16.00	10.32	203.57	0.76
Federal Insurance	100/50	-	-	-	-	107.00	-	-	-	127.00	-	9812	4/12/99	6.08	17.60	12.00	11.21	153.94	0.70
Green Delta Insurance	100/10	20	380.00	380.00	380.00	420.00	(40.00)	-	-	415.00	-	9812	18/9/99	52.81	7.20	35.00	9.21	297.99	1.28
Janata Insurance	100/20	40	140.00	140.00	140.00	140.00	-	-	-	140.00	-	9812	14/10/99	61.32	2.28	25.00	17.86	178.95	0.78
Karnaphuli Insurance	100/20	-	-	-	-	123.00	-	-	-	-	-	9812	27/9/99	14.27	8.62	15.00	12.20	183.44	0.67
National Life Insurance	100/50	50	190.00	190.00	190.00	182.00	8.00	-	-	210.25	-	9812	31/7/99	-	-	22.00	11.58	100.00	1.90
People Insurance	100/10	-	-	-	-	309.00	-	-	-	301.00	-	9812	8/8/99	29.22	10.57	21.00	6.80	251.41	1.23
Phoenix Insurance	100/20	-	-	-	-	210.00	-	-	-	175.00	-	9812	19/7/99	24.09	8.72	20.00	9.52	193.42	1.09
Pragati Insurance	100/10	80	400.00	400.00	400.00	396.50	3.50	-	-	405.00	-	9812	15/7/99	42.99	9.30	35.00	8.75	361.16	1.11
Purabi Insurance	100/50	-	-	-	-	100.00	-	-	-	-	-	9712	17/12/98	14.00	7.14	5.00	5.00	114.20	0.88
Reliance Insurance	100/50	-	-	-	-	320.00	-	-	-	380.00	-	9812	22/6/99	46.28	6.91	30.00	9.38	386.09	0.83
Rupali Insurance	100/20	-	-	-	-	175.50	-	-	-	170.00	-	9812	14/9/99	28.81	6.09	15.00	8.55	274.66	0.64
Sandhani Life Insurance	100/50	-	-	-	-	120.00	-	-	-	111.00	-	9712	10/12/98	-	-	5.00	4.17	100.00	1.20
United Insurance	100/10	80	218.00	218.00	218.00	215.25	2.75	-	-	-	-	9812	25/5/99	42.51	5.13	22.00	10.09	225.61	0.97

DEBENTURE

Name	Nature of Debenutre	Year of Float	Date of Maturity	Date of Conversion	Interest Due	FV/ML Tk/Nos	Day's Closing Price DSE Tk	Day's Closing Price CSE Tk
Aramit Cement	14%, 20% Convertible, 80% Redeemable	1998	September, 2008	September, 2000	Mar, Sep	2500/2	2,068.75	
BD Luggage	14%, 20% Convertible, 80% Redeemable	1996	September 5, 2003	September 5, 1998	Mar, Sep	1800/2		
BD Welding	15%, 20% Convertible, 80% Redeemable	1999	July 15, 2006		Jul, Jan	2500/2	1,914.25	
BD Zipper	14%, 20% Convertible, 80% Redeemable	1995	August 1, 2002	August 1, 1997	Feb, Aug	1400/2		
Beximco Denims	14%, 100% Redeemable	1995	July 10, 2005		Jan, Jul	1963/2		
Beximco Fisheries	14%, 100% Redeemable	1994	May 1, 2004		Jan, Jul	1928.55/1		
Beximco Infusion	17%, 100% Redeemable	1992	October 31, 2000		Oct, Apr	400/2		
Beximco Synthetics	14%, 100% Redeemable	1993	September 1, 2003		Mar, Sep	1426/2		
Beximco Textile	14%, 100% Redeemable	1995	July 1, 2005		Jan, Jul	1963/2		
Beximco Knitting	14%, 20% Convertible, 80% Redeemable	1994	July 1, 2004	July 1, 1995	Jan, Jul	1540/2		

COMPANY CALENDAR

Company	Declaration Year End	Declaration Div/ Bon/ Rght	Book Closure From	Book Closure To	AGM/EGM Date & Time	AGM/EGM Venue
BOC	9905	40%	12/1/2000	5/2/2000	5/2/2000	
Sandhani Ins	9812	10%	16/1/2000	30/1/2000	30/1/2000 3pm	Party Place
Rose Heaven	9906	12%			Postpond	
Paper process	9812	5%				
Renata	EGM				2/2/2000 12.30pm	Factory Premises
Purabi Gen Ins	9812		16/1/2000	30/1/2000	30/1/2000 11.30am	Party Place
Rupali Bank	9812		18/2/2000	11/3/2000	11/3/2000 11.30am	BCIC Auditorium

NOTES

FI/ML	Face Value / Market Lots	Vol	Volume	P/E (x)	Price/Earning (Times)	Price/NAV(x)	Price/Net Asset Value(Times)	Avg.	Average	Nos	Numbers
TK/Nos	Taka/Number of Shares	EPS	Earning Per Share	DPS	Dividend Per Share	Tkm	Taka in Million	Prev.	Previous	Chg.	Change

Prepared by The Daily Star in collaboration with Securities Consultants Limited