The Daily Star BUSINESS

STAR 50 Index

69.34

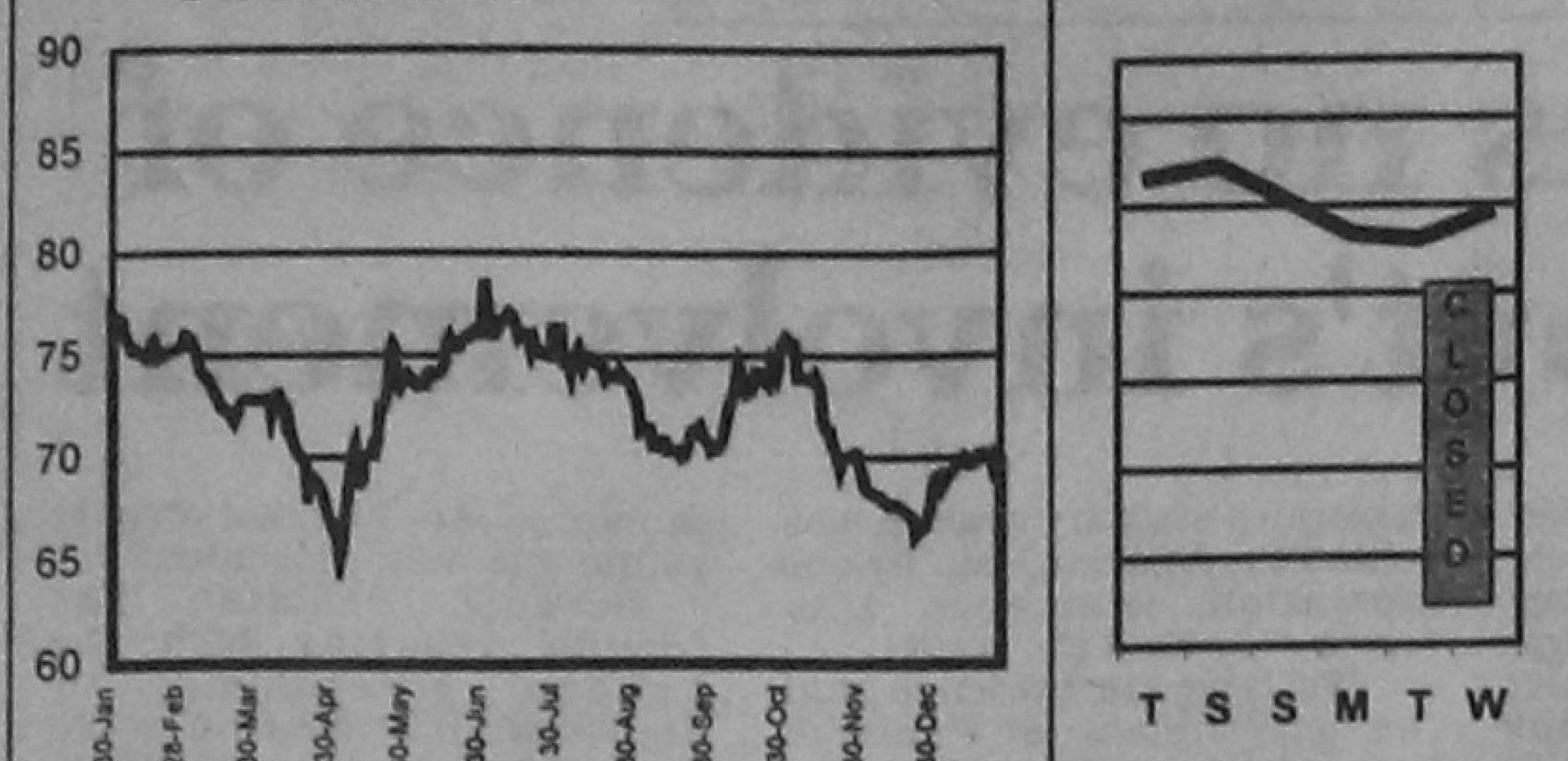

Fifty companies have been chosen for calculation of the **STAR 50 Index** based on their market capitalisation, liquidity, free float and corporate track record. The **Base Period** for the Index is **August 10, 1998**. The calculation has been done according to the widely used International Finance Corporation formula.

DSE All Share Price Index

490.18

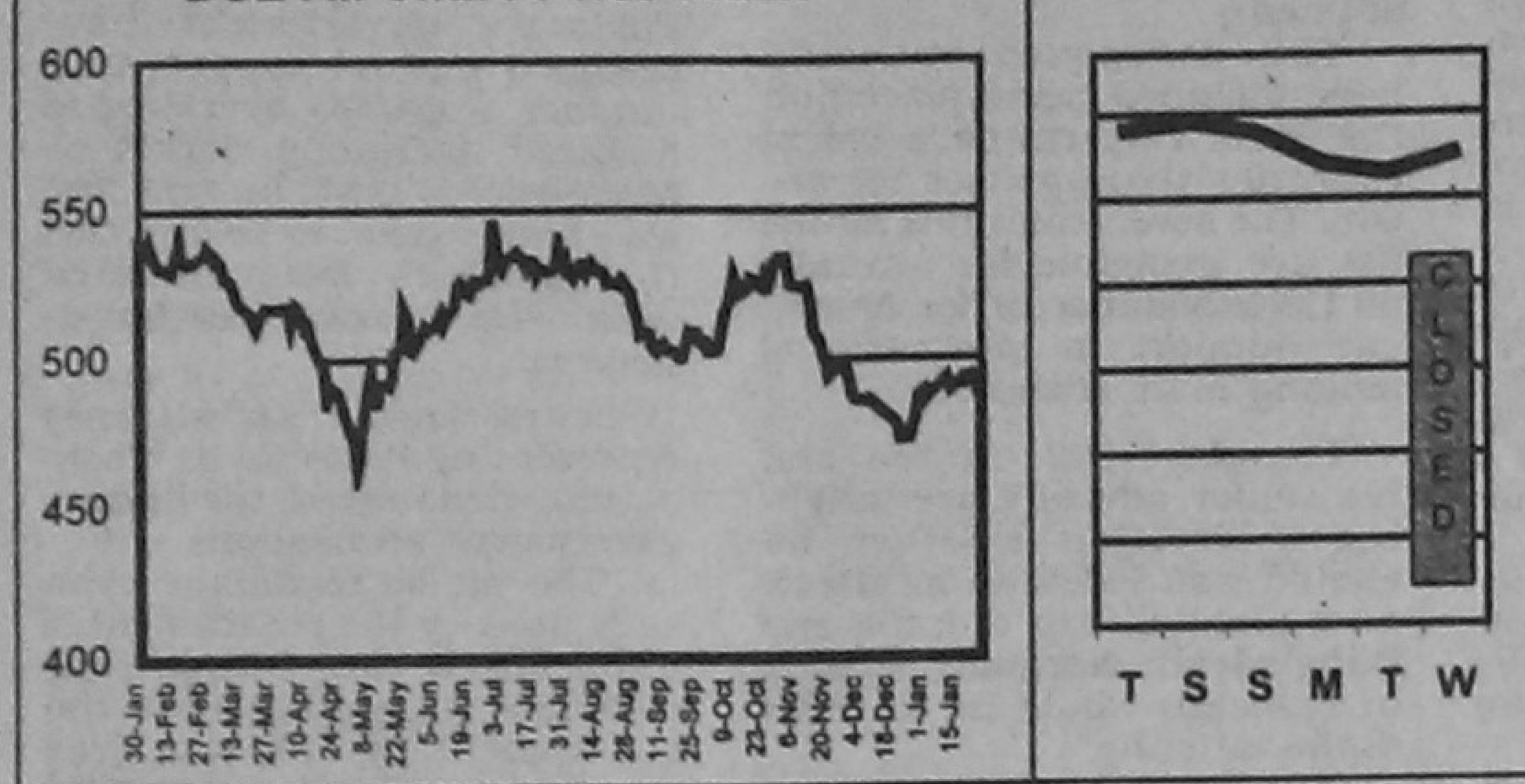

CSE All Share Price Index

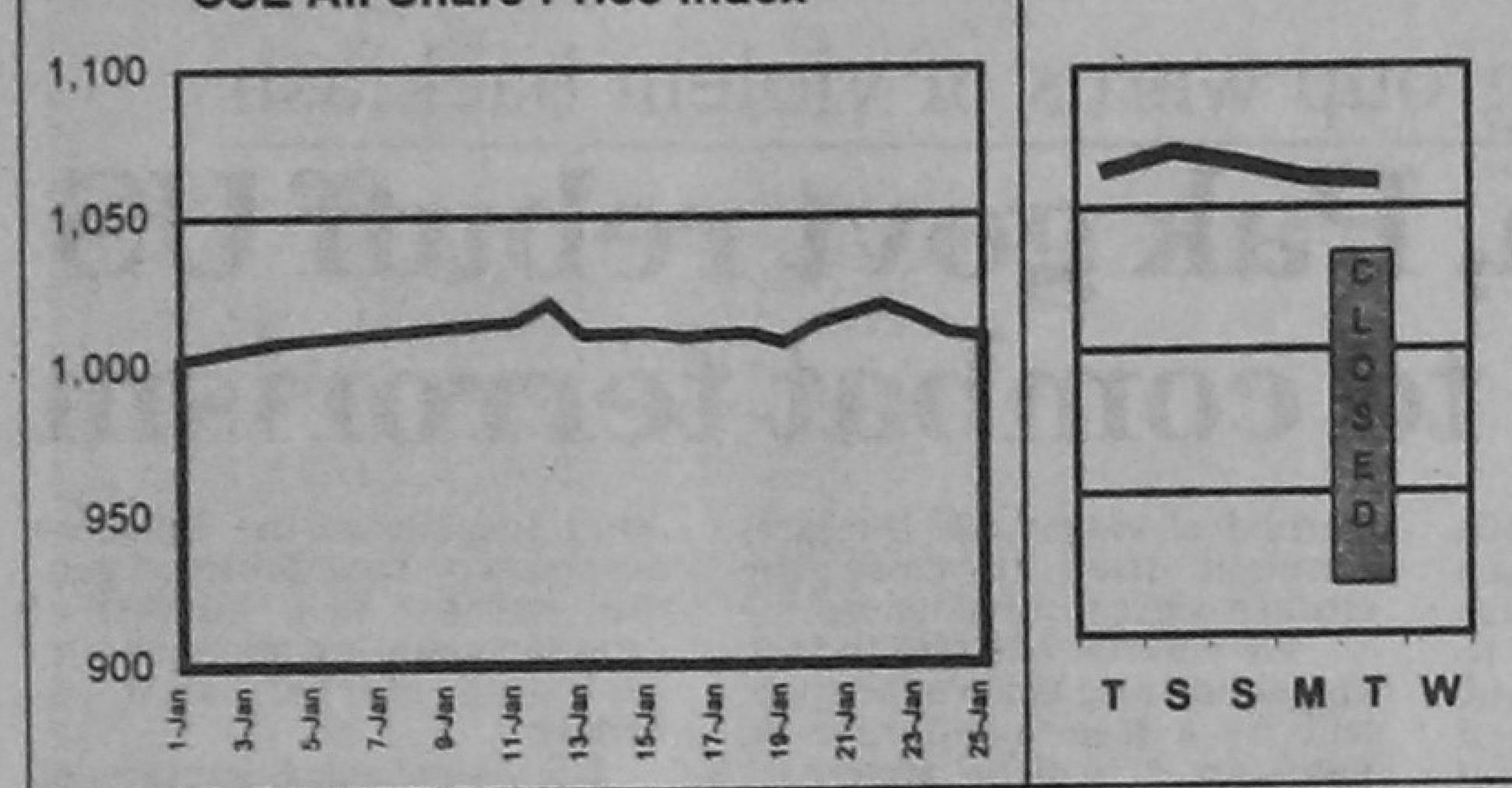

DAY'S MARKET

January 26, 2000

	DSE	CSE
All Share Price Index	490.18	-
Change in Index (pts)	2.17	-
Change in Index (%)	0.44%	-
Market Capitalisation (cr Tk)	4,490.45	-
Market Capitalisation (mil US$)	935.51	-
Turnover Volume ('000)	3,271	-
Turnover Value (cr Tk)	7.18	-
No. of Issues Traded	145	-
No. of Issues Gained	68	-
No. of Issues Incurred Loss	49	-
No. of Issues Unchanged	28	-
Price Earning Ratio (x)	6.58	-
Dividend Yield (%)	7.59	-

DAY'S MARKET LEADERS

TURNOVER LEADERS

DSE	Vol `000	Value Tkm	CSE	Vol `000	Value Tkm
1 BD Welding	1,452	19.31	1	-	-
2 Bionic Seafood	532	7.44	2	-	-
3 Legacy Footwear	368	4.89	3	-	-
4 Samata Leather	40	4.53	4	-	-
5 M Hossain Gar	53	3.61	5	-	-
6 Raspit Food	169	2.83	6	-	-
7 Ctg. Cement	3	2.43	7	-	-
8 Paper Pro	16	1.78	8	-	-
9 Quasem Silk	114	1.70	9	-	-
10 Sajib Knit	20	1.53	10	-	-

CAPITAL GAINERS

DSE	Vol `000	Change %	CSE	Vol `000	Change %
1 BEMCO	0.13	7.50	1	-	-
2 Rupali Bank	0.11	5.96	2	-	-
3 Bionic Seafood	531.50	5.26	3	-	-
4 Savar Ref	9.47	4.13	4	-	-
5 MAQ Enter	0.10	3.80	5	-	-
6 Alpha Tobacco	1.65	3.48	6	-	-
7 1st BSRS M Fund	0.05	2.99	7	-	-
8 Rupali Ins	0.02	2.86	8	-	-
9 Karnaphuli Ins	0.02	2.71	9	-	-
10 Monospool	8.64	2.70	10	-	-

CAPITAL LOSERS

DSE	Vol `000	Change %	CSE	Vol `000	Change %
1 Sonali Aansh	0.02	(13.02)	1	-	-
2 Safko Spinning	4.35	(11.25)	2	-	-
3 Pubali Bank	0.01	(8.18)	3	-	-
4 Monno Jutex	0.01	(5.06)	4	-	-
5 City Bank	0.01	(4.00)	5	-	-
6 IFIC Bank	0.03	(3.51)	6	-	-
7 5th ICB M Fund	0.03	(3.31)	7	-	-
8 United Ins	0.01	(3.04)	8	-	-
9 M Hossain Gar	53.35	(2.52)	9	-	-
10 Pharmaco	14.06	(2.21)	10	-	-

LEAGUE TABLE

Company Name	FV/ML Tk/nos	DSE Vol nos	DSE Day's High Tk	DSE Day's Low Tk	DSE Day's Closing Tk	DSE Prev. Closing Tk	DSE Net Chg Tk	CSE Vol nos	CSE Day's Closing Tk	CSE Prev. Closing Tk	CSE Net Chg Tk	AGM Year End YM	AGM Date D/M/Y	EPS Tk	P/E x	DPS Tk	Yield %	NAV per Share Tk	Price/NAV x
Banks																			
Al-Arafa	1000/1	30	1,050.00	1,045.00	1,047.75	1,050.00	(2.25)	-	-	1,050.00	-	9812	23/8/99	210.82	4.97	150.00	14.32	1,220.00	0.86
Al Baraka Bank	1000/1	-	-	-	-	1,050.00	-	-	-	-	-	9812	16/9/99	(226.30)	-	-	-	1,129.00	0.93
Arab Bangladesh Bank	100/5	-	-	-	-	84.75	-	-	-	85.00	-	9812	18/12/99	33.77	2.51	-	-	177.02	0.48
City Bank	100/5	10	120.00	120.00	120.00	125.00	(5.00)	-	-	115.00	-	9812	20/11/99	25.55	4.70	-	-	264.45	0.45
Eastern Bank	100/20	-	-	-	-	117.75	-	-	-	-	-	9712	12/11/98	57.14	2.06	-	-	159.58	0.74
IDLC	100/20	140	438.75	435.00	437.00	430.00	7.00	-	-	490.00	-	9812	10/6/99	31.75	13.76	25.00	5.72	224.02	1.95
IFIC Bank	100/5	25	110.00	110.00	110.00	114.00	(4.00)	-	-	97.00	-	9612	5/7/99	23.34	4.71	-	-	196.22	0.56
Islami Bank	1000/1	-	-	-	-	2,112.50	-	-	-	2,200.00	-	9812	26/8/99	303.33	6.96	210.00	9.94	4,182.10	0.51
National Bank	100/20	2,200	62.25	61.25	61.50	61.75	(0.25)	-	-	61.00	-	9812	4/12/99	93.19	0.66	-	-	319.37	0.19
Pubali Bank	100/5	5	115.00	115.00	115.00	125.25	(10.25)	-	-	103.00	-	9812	23/12/99	62.52	1.84	-	-	376.62	0.31
Rupali Bank	100/10	110	82.00	79.00	80.00	75.50	4.50	-	-	75.00	-	9712	20/3/99	0.81	98.77	-	-	143.23	0.56
UCBL	100/5	20	66.00	66.00	66.00	65.50	0.50	-	-	75.00	-	9612	27/8/97	34.66	1.90	-	-	198.58	0.33
United Leasing	100/20	20	600.00	600.00	600.00	600.00	-	-	-	-	-	9812	20/5/99	63.07	9.51	25.00	4.17	402.91	1.49
Uttara Bank	100/5	-	-	-	-	82.75	-	-	-	-	-	9812	6/12/99	22.19	3.73	-	-	558.69	0.15
Uttara Finance	100/50	100	153.75	153.00	153.25	151.00	2.25	-	-	149.00	-	9812	22/6/99	15.59	9.83	15.00	9.79	106.71	1.44
Investment																			
1st BSRS MF	100/50	50	51.75	51.75	51.75	50.25	1.50	-	-	54.00	-	9612	-	-	-	-	-	100.00	0.52
1st ICB MF	100/5	-	-	-	-	955.00	-	-	-	1,050.00	-	9906	4/11/99	251.63	3.80	100.00	10.47	541.38	1.76
2nd ICB MF	100/5	-	-	-	-	322.00	-	-	-	425.00	-	9906	4/11/99	44.95	7.16	32.00	9.94	156.52	2.06
3rd ICB MF	100/5	-	-	-	-	315.50	-	-	-	340.00	-	9906	4/11/99	37.54	8.40	38.00	12.04	237.32	1.33
4th ICB MF	100/10	-	-	-	-	285.00	-	-	-	306.75	-	9906	4/11/99	42.36	6.73	35.00	12.28	178.01	1.60
5th ICB MF	100/10	30	175.00	175.00	175.00	181.00	(6.00)	-	-	211.00	-	9906	4/11/99	17.35	10.09	20.00	11.43	129.82	1.35
6th ICB MF	100/10	-	-	-	-	130.25	-	-	-	135.00	-	9906	4/11/99	8.45	15.41	15.00	11.52	125.55	1.04
7th ICB MF	100/50	-	-	-	-	116.25	-	-	-	112.00	-	9906	4/11/99	13.11	8.87	13.00	11.18	118.53	0.98
8th ICB MF	100/50	150	109.00	108.00	108.50	109.00	(0.50)	-	-	105.75	-	9906	4/11/99	13.21	8.21	12.00	11.06	117.81	0.92
ICB	100/5	-	-	-	-	165.00	-	-	-	175.00	-	9906	4/11/99	21.61	7.64	7.00	4.24	297.35	0.55
Engineering																			
Aftab Automobile	100/5	-	-	-	-	183.00	-	-	-	180.00	-	9908	23/12/99	27.79	6.59	16.00	8.74	249.59	0.73
Anwar Galvanizing	100/50	-	-	-	-	139.50	-	-	-	138.00	-	9806	28/4/99	2.16	64.58	15.00	10.75	113.00	1.23
Atlas Bangladesh	10/50	-	-	-	-	133.50	-	-	-	-	-	9906	30/12/99	19.31	6.91	11.00	8.24	85.78	1.56
Aziz Pipe	100/5	70	502.50	500.00	500.50	500.75	(0.25)	-	-	500.00	-	9812	26/8/99	45.63	10.92	30.00	5.99	562.70	0.89
BD Autocars	100/5	380	74.00	72.75	72.75	73.75	(1.00)	-	-	72.25	-	9706	30/12/97	11.69	6.22	-	-	130.72	0.56
BD Lamps	100/5	150	531.00	523.25	524.50	527.00	(2.50)	-	-	510.00	-	9812	16/9/99	24.62	21.30	20.00	3.81	248.51	2.11
BEMCO	100/10	130	76.75	70.50	75.25	70.00	5.25	-	-	-	-	9712	30/12/98	(30.96)	-	-	-	76.67	0.98
Bengal Steel	10/50	-	-	-	-	1,113.70	-	-	-	-	-	9812	25/9/99	(1.23)	-	-	-	(81.47)	-
Eastern Cables	100/5	610	92.00	91.25	91.75	92.00	(0.25)	-	-	92.75	-	9806	24/6/99	7.57	12.12	12.00	13.08	168.73	0.54
Karim Pipe	100/5	50*	73.00	73.00	73.00	73.00	-	-	-	-	-	9812	23/12/99	(103.96)	-	-	-	106.73	0.68
Kay & Que	100/50	250	113.00	113.00	113.00	113.25	(0.25)	-	-	126.75	-	9812	30/9/99	(10.94)	-	-	-	110.70	1.02
Metalex Corp.	100/5	120	110.00	110.00	110.00	110.00	-	-	-	-	-	9506	24/4/96	(562.54)	-	-	-	(3,101.00)	-
Monno Jute Staffler	100/5	-	-	-	-	226.75	-	-	-	-	-	9812	29/11/99	18.26	12.42	20.00	8.82	225.57	1.01
Monno Jutex	100/5	10	676.25	675.00	675.50	711.50	(36.00)	-	-	-	-	9906	28/11/99	78.24	8.63	50.00	7.40	745.08	0.91
National Tubes	100/10	130	510.00	505.00	508.50	509.25	(0.75)	-	-	-	-	9806	21/4/99	108.33	4.69	30.00	5.90	(11.28)	-
Olympic Industries	100/5	456	90.50	90.00	90.25	90.25	-	-	-	89.75	-	9703	22/12/97	19.22	4.70	20.00	22.16	184.61	0.49
Quasem Drycell	10/50	4,600	13.20	13.10	13.10	13.00	0.10	-	-	13.00	-	9906	23/12/99	1.11	11.80	1.00	7.63	28.42	0.46
Rangpur Foundry	10/500	83,500	13.40	13.20	13.30	13.20	0.10	-	-	13.20	-	9809	-	1.32	10.08	-	-	12.88	1.03
Renwick Jajnes.	100/5	620	83.75	82.00	82.25	82.25	-	-	-	-	-	9906	28/12/99	(56.25)	-	-	-	100.75	0.82
Singer Bangladesh	100/5	40	1,135.00	1,132.00	1,133.25	1,127.50	5.75	-	-	-	-	9902	19/5/99	91.99	12.32	100.00	8.82	156.05	7.26
Thai Aluminum	100/10	-	-	-	-	240.00	-	-	-	250.00	-	9812	16/9/99	22.39	10.72	20.00	8.33	147.48	1.63
Wonderland Toys	100/50	1,800	54.25	53.50	53.75	53.50	0.25	-	-	53.00	-	9906	30/12/99	(12.87)	-	-	-	74.90	0.72
Food & Allied																			
AB Biscuit	100/5	-	-	-	-	165.00	-	-	-	-	-	9506	30/12/95	(26.76)	-	-	-	238.76	0.69
Alpha Tobacco	10/50	1,050	63.00	59.40	62.50	60.40	2.10	-	-	60.50	-	9810	9/4/99	7.32	8.54	5.25	8.40	77.96	0.80
Amam Sea Food	100/5	-	-	-	-	250.00	-	-	-	-	-	9906	30/11/99	(44.72)	-	-	-	(26.71)	-
AMCL (Pran)	100/10	230	259.00	256.25	257.50	258.25	(0.75)	-	-	262.50	-	9906	9/12/99	41.33	6.23	20.00	7.77	237.58	1.08
Apex Food	100/5	85	304.00	301.00	302.00	300.75	1.25	-	-	309.75	-	9906	29/11/99	(50.16)	-	-	-	626.66	0.48
Bangas	100/5	-	-	-	-	170.00	-	-	-	-	-	9906	3/12/99	20.19	8.42	15.00	8.82	151.49	1.12
BD Plantation	100/5	-	-	-	-	456.00	-	-	-	-	-	9906	3/12/99	(256.12)	-	-	-	302.11	1.51
Bengal Biscuit	100/20	2,440	70.75	70.00	70.25	69.75	0.50	-	-	70.50	-	9806	28/6/99	4.97	14.13	-	-	239.29	0.29
Beximco Fisheries	100/20	300	70.50	70.00	70.25	69.50	0.75	-	-	72.00	-	9812	7/12/99	8.17	8.60	5.00	7.12	136.00	0.52
Bionic Seafood	10/500	531,500	14.10	13.40	14.00	13.30	0.70	-	-	-	-	9903	-	1.67	8.38	-	-	13.22	1.06
BLTC	100/5	-	-	-	-	1,018.00	-	-	-	-	-	9812	29/8/99	44.40	22.93	30.00	2.95	1,498.90	0.68
BATBC	10/50	150	107.50	106.00	107.00	104.50	2.50	-	-	104.00	-	9812	17/5/99	12.59	8.50	9.00	8.41	39.22	2.73
Chittagong Vegetable	100/10	290	85.25	85.25	85.25	85.25	-	-	-	84.00	-	9906	30/12/99	(1.08)	-	8.00	9.38	225.49	0.38
Dhaka Fisheries	100/50	1,200	136.25	134.25	135.25	135.50	(0.25)	-	-	134.00	-	9906	23/12/99	3.78	35.78	5.00	3.70	115.78	1.17
Dhaka Vegetable	100/5	-	-	-	-	43.25	-	-	-	-	-	9506	10/9/97	(5.33)	-	-	-	108.80	0.40
EL Camellia	100/5	-	-	-	-	1,700.00	-	-	-	-	-	9812	18/9/99	118.32	14.37	-	-	(61.68)	-
Gachihata	100/50	600	38.75	38.50	38.50	38.75	(0.25)	-	-	38.50	-	9906	22/12/99	(14.85)	-	-	-	117.55	0.33
Gemini Sea Food	100/5	-	-	-	-	138.00	-	-	-	-	-	9809	12/12/98	12.87	10.72	10.00	7.25	(245.80)	-
Gulf Foods	100/50	4,600	137.50	135.25	135.50	136.75	(1.25)	-	-	132.50	-	9906	28/12/99	14.58	9.29	10.00	7.38	104.17	1.30
Hill Plantation	100/5	-	-	-	-	700.00	-	-	-	-	-	9906	3/12/99	(70.29)	-	-	-	360.43	1.94
Meghna Shrimp	100/20	5,100	83.50	83.00	83.00	83.25	(0.25)	-	-	83.75	-	9812	26/12/99	10.54	7.87	12.00	14.46	113.23	0.73
Meghna Vegetable Oil	100/50	-	-	-	-	69.00	-	-	-	76.75	-	9806	30/12/98	16.04	4.30	15.00	21.74	175.56	0.39
Modern Industries	100/5	-	-	-	-	80.50	-	-	-	-	-	9812	15/5/99	(15.43)	-	-	-	35.43	2.27
Mona Food	100/50	1,900	84.00	82.75	83.25	82.50	0.75	-	-	82.25	-	9806	30/12/99	0.87	95.69	-	-	110.11	0.76
NTC	100/5	-	-	-	-	661.25	-	-	-	442.75	-	9812	21/4/99	68.57	9.64	32.00	4.84	454.08	1.46
Rabeya Flour	10/50	-	-	-	-	8.10	-	-	-	-	-	9812	16/9/99	1.28	6.33	-	-	9.21	0.88
Rahima Food Corp.	100/50	350	40.00	39.25	39.50	39.00	0.50	-	-	40.00	-	9906	30/12/99	(10.24)	-	-	-	109.11	0.36
Raspit Food	10/500	168,500	17.00	16.70	16.80	16.70	0.10	-	-	16.70	-	9612	30/10/97	1.18	14.24	-	-	10.16	1.65
Rupon Oil	10/100	-	-	-	-	16.00	-	-	-	14.00	-	9706	12/8/98	0.11	145.45	-	-	32.14	0.50
Shyampur Sugar Mills	10/100	9,200	8.00	7.80	7.80	7.80	-	-	-	-	-	9806	24/6/99	(75.75)	-	-	-	10.00	0.78
Tripti Industries	100/5	785	61.50	60.50	61.00	60.50	0.50	-	-	61.25	-	9808	-	4.74	12.87	10.00	16.39	110.00	0.55
Tulip Dairy	100/5	690	137.50	134.25	135.00	136.25	(1.25)	-	-	-	-	9306	30/3/95	(35.14)	-	-	-	53.99	2.50
Yousuf Flour	10/50	-	-	-	-	-	-	-	-	-	-	9906	29/12/99	0.01	-	-	-	(2.27)	-
Zeal Bangla	10/50	3,300	7.10	7.00	7.00	7.00	-	-	-	-	-	9806	10/10/99	(2.72)	-	-	-	10.85	0.65
Fuel & Power																			
BD Welding	10/500	1,452,000	14.30	13.20	13.30	13.30	-	-	-	13.30	-	9812	-	0.31	42.90	-	-	13.70	0.97
BOC	10/50	250	89.30	89.10	89.10	89.90	(0.80)	-	-	88.00	-	9808	1/2/99	7.79	11.44	3.80	4.26	48.08	1.85
Eastern Lubricant	10/50	-	-	-	-	160.00	-	-	-	-	-	9808	16/3/99	5.64	28.37	3.50	2.19	42.42	3.77
National Oxyg.	100/10	160	60.00	58.00	58.75	57.75	1.00	-	-	73.00	-	9606	30/6/97	(1,110.86)	-	-	-	(337.60)	-
Padma Oil	10/50	-	-	-	-	134.60	-	-	-	130.00	-	9806	21/3/99	16.55	8.13	4.50	3.34	80.57	1.67
Jute																			
Ahad Jute	100/10	-	-	-	-	-	-	-	-	-	-	9906	26/12/99	2.71	-	-	-	103.64	-
Islam Jute	100/5	-	-	-	-	110.00	-	-	-	-	-	9906	29/12/19	(329.62)	-	-	-	802.09	0.14
Jute Spinners	100/5	-	-	-	-	128.00	-	-	-	-	-	9806	31/3/99	29.55	4.33	15.00	11.72	724.38	0.18
Mutual Jute	100/5	-	-	-	-	143.00	-	-	-	-	-	9806	27/12/98	25.35	5.64	15.00	10.49	190.21	0.75
Northern Jute	10/200	24,200	33.20	32.70	32.90	32.60	0.30	-	-	-	-	9906	7/12/99	(3.50)	-	-	-	6.95	4.73
Saleh Carpet	10/200	5,000	4.60	4.60	4.60	4.50	0.10	-	-	-	-	9612	22/12/97	(12.81)	-	-	-	(104.30)	-
Sonali Aansh	100/5	20	193.50	185.00	187.00	215.00	(28.00)	-	-	-	-	9906	23/12/99	93.23	2.01	-	-	257.25	0.73
Textile																			
Al-Haj Textile	10/50	-	-	-	-	-	-	-	-	-	-	9906	29/12/99	(0.13)	-	-	-	86.07	-
Allex Industries	100/50	450	47.00	47.00	47.00	47.25	(0.25)	-	-	46.50	-	9906	23/12/99	12.27	3.83	-	-	135.08	0.35
Anlima Yarn Dyeing	100/50	100	94.25	93.00	93.50	92.00	1.50	-	-	98.00	-	9906	9/12/99	17.96	5.21	12.00	12.83	111.19	0.84
Apex Spinning	100/20	-	-	-	-	92.50	-	-	-	96.00	-	9903	29/11/99	25.78	3.59	10.00	10.81	168.35	0.55
Apex Weaving	100/50	450	42.25	42.00	42.00	42.00	-	-	-	41.50	-	9906	23/12/99	(8.67)	-	-	-	81.87	0.51
Arbee Textile	100/10	-	-	-	-	81.00	-	-	-	-	-	9812	30/6/99	(55.78)	-	-	-	(134.70)	-
Ashraf Textile	10/50	6,300	11.00	10.80	10.80	10.80	-	-	-	10.80	-	9906	29/12/99	(4.34)	-	-	-	20.12	0.54
BD Dyeing	100/20	20	102.00	102.00	102.00	102.00	-	-	-	101.25	-	9612	27/8/97	45.93	2.22	15.00	14.71	158.99	0.64
BD Zipper	100/50	2,700	81.00	79.25	80.00	80.25	(0.25)	-	-	81.25	-	9806	17/12/98	17.85	4.48	11.00	13.75	110.15	0.73
Beximco Denims	100/50	-	-	-	-	158.00	-	-	-	154.00	-	9812	25/11/99	45.78	3.45	5.00	3.16	165.83	0.95
Beximco Knitting	100/20	200	99.25	99.00	99.00	98.50	0.50	-	-	100.00	-	9812	5/12/99	29.70	3.33	5.00	5.05	141.20	0.70
Beximco Textile	100/50	2,000	105.00	105.00	105.00	103.75	1.25	-	-	98.00	-	9812	27/11/99	28.15	3.73	5.00	4.76	135.95	0.77
Chic Tex	10/500	26,500	7.80	7.70	7.70	7.70	-	-	-	7.80	-	9906	23/12/99	0.58	13.28	0.50	6.49	10.35	0.74
CMC-Kamal	100/50	-	-	-	-	67.00	-	-	-	65.00	-	9812	8/4/99	5.10	13.14	5.00	7.46	100.10	0.67
Dandy Dyeing	100/50	700	67.00	66.50	66.50	66.50	-	-	-	-	-	9812	15/9/99	(38.78)	-	-	-	100.00	0.67
Delta Millers	100/20	8,200	55.75	54.50	54.75	54.50	0.25	-	-	54.75	-	9806	30/12/98	1.94	28.22	-	-	118.80	0.46
Desh Garments	100/10	10	84.00	84.00	84.00	85.00	(1.00)	-	-	-	-	9906	2/12/99	15.56	5.40	7.50	8.93	272.36	0.31
Dulamia Cotton	100/10	10	41.00	41.00	41.00	40.00	1.00	-	-	50.00	-	9906	9/12/99	(55.21)	-	-	-	(90.36)	-
Dynamic Textile	100/20	32,520	33.25	32.50	32.50	32.25	0.25	-	-	32.75	-	9609	7/9/97	(7.18)	-	-	-	104.83	0.31
Eagle Star Textile	10/50	20,000	9.00	8.90	8.90	8.80	0.10	-	-	8.90	-	9906	21/12/99	0.08	111.25	-	-	20.60	0.43
GEM Knitwear	100/50	11,300	101.50	98.50	99.25	97.75	1.50	-	-	98.25	-	9612	-	-	-	-	-	100.00	0.99
GMG Industrial Corp.	10/50	-	-	-	-	22.50	-	-	-	106.00	-	9906	22/12/98	(14.14)	-	-	-	128.71	0.17
HR Textile	100/50	200	60.00	60.00	60.00	60.50	(0.50)	-	-	57.50	-	9709	29/12/97	8.17	7.34	12.50	20.83	130.94	0.46
M. Hossain Garments	100/50	53,350	71.00	67.00	67.75	69.50	(1.75)	-	-	60.75	-	9606	24/12/97	5.20	13.03	15.00	22.14	116.99	0.58
Mita Textile	100/20	200	46.00	45.75	45.75	46.00	(0.25)	-	-	46.25	-	9906	7/12/99	0.65	70.38	-	-	116.75	0.39
Mithun Knitting	100/20	1,040	69.00	68.25	68.50	67.50	1.00	-	-	-	-	9906	3/12/99	9.87	6.94	-	-	127.91	0.54
Modern Dyeing	100/5	-	-	-	-	105.00	-	-	-	-	-	9906	23/12/99	2.53	41.50	5.00	4.76	101.56	1.03
Monno Fabrics	100/50	3,250	72.00	71.50	71.50	72.25	(0.75)	-	-	71.50	-	9812	2/12/99	(8.86)	-	-	-	135.22	0.53
Padma Textile	100/20	220	150.00	149.75	149.75	150.00	(0.25)	-	-	135.25	-	9812	27/11/99	53.83	2.78	5.00	3.34	278.27	0.54
Prime Textile	100/50	-	-	-	-	44.25	-	-	-	45.50	-	9806	20/3/99	(30.69)	-	-	-	290.99	0.15
Quasem Silk	10/100	113,800	15.20	14.70	14.90	15.00	(0.10)	-	-	-	-	9809	17/6/99	0.30	49.67	-	-	37.10	0.40
Quasem Textile	10/50	16,700	12.60	12.30	12.30	12.50	(0.20)	-	-	-	-	9809	17/6/99	(4.90)	-	-	-	12.00	1.03
Rahim Textile	100/5	-	-	-	-	89.50	-	-	-	-	-	9806	24/3/99	(13.54)	-	-	-	(28.17)	-
Safko Spinning	100/50	4,350	78.75	68.00	71.00	80.00	(9.00)	-	-	-	-	9809	-	8.31	8.54	-	-	114.59	0.62
Saiham Textile	100/10	20	85.25	85.25	85.25	83.25	2.00	-	-	84.00	-	9906	23/12/99	17.35	4.91	10.00	11.73	127.52	0.67
Sajib Knitwear	100/50	19,850	78.75	76.75	77.00	78.00	(1.00)	-	-	77.75	-	9906	15/12/99	2.09	36.84	6.00	7.79	103.74	0.74
Sonargaon Textile	100/50	150	72.25	72.00	72.00	72.00	-	-	-	90.00	-	9812	21/12/99	(3.60)	-	-	-	133.16	0.54
Sreepur Textile	100/50	-	-	-	-	41.75	-	-	-	42.00	-	9812	25/6/99	(5.94)	-	-	-	100.03	0.42
STM	100/5	-	-	-	-	92.50	-	-	-	-	-	9812	27/12/99	(30.18)	-	-	-	250.35	0.37
Stylecraft	100/5	-	-	-	-	1,127.50	-	-	-	-	-	9903	11/11/99	232.86	4.84	22.50	2.00	1,009.60	1.12
Tallu Spinning	100/10	-	-	-	-	70.00	-	-	-	-	-	9906	3/12/99	(9.57)	-	-	-	142.04	0.49
Tamijuddin Textile	100/10	-	-	-	-	38.75	-	-	-	40.00	-	9706	24/12/97	(7.74)	-	-	-	81.92	0.47
Pharma & Chemical																			
ACI	10/50	1,950	27.70	27.50	27.60	27.50	0.10	-	-	27.60	-	9812	20/5/99	3.26	8.47	2.50	9.06	30.87	0.89
Ambee Pharma	10/50	6,250	31.20	30.90	31.10	30.50	0.60	-	-	30.70	-	9812	9/9/99	1.04	29.90	1.00	3.22	11.51	2.70
Bangla Process	100/5	195	103.50	100.00	101.50	99.75	1.75	-	-	-	-	9906	30/12/99	8.07	12.58	-	-	101.57	1.00
BCIL	100/10	-	-	-	-	71.50	-	-	-	68.00	-	9806	17/12/98	12.85	5.56	10.00	13.99	146.68	0.49
Beximco Infusions	100/10	-	-	-	-	229.25	-	-	-	280.00	-	9812	4/12/99	47.67	4.81	10.00	4.36	197.71	1.16
Beximco Pharma	10/50	30,100	30.30	30.00	30.10	30.10	-	-	-	30.30	-	9812	9/12/99	8.46	3.56	1.50	4.98	69.83	0.43
Beximco Synthetics	100/20	3,060	122.50	121.00	122.00	121.25	0.75	-	-	130.00	-	9812	7/12/99	38.17	3.20	10.00	8.20	155.78	0.78
Glaxo Bangladesh	10/50	-	-	-	-	132.90	-	-	-	-	-	9812	20/5/99	6.58	20.26	3.00	2.26	45.80	2.91
Imam Button	100/50	2,650	93.50	92.00	92.50	91.25	1.25	-	-	92.75	-	9906	30/12/99	7.51	12.32	8.00	8.65	100.83	0.92
JH Chemical	100/50	1,000	82.75	81.75	82.25	81.75	0.50	-	-	82.00	-	9712	-	-	-	-	-	100.00	0.82
Kohinoor Chemicals	100/5	70	76.00	76.00	76.00	76.75	(0.75)	-	-	80.00	-	9406	27/2/95	(7.77)	-	-	-	(270.20)	-
Libra Pharma	100/20	-	-	-	-	222.00	-	-	-	250.50	-	9906	9/12/99	32.86	6.76	15.00	6.76	397.23	0.56
National Polymer	100/10	-	-	-	-	149.50	-	-	-	155.00	-	9706	29/9/97	38.82	3.85	20.00	13.38	169.44	0.88
Orion Infusion	100/20	-	-	-	-	40.75	-	-	-	34.43	-	9606	3/2/97	8.09	5.04	17.00	41.72	102.38	0.40
Perfume Chemical	100/50	4,400	55.00	54.25	54.25	53.75	0.50	-	-	54.00	-	9606	30/4/98	1.62	33.49	-	-	108.11	0.50
Petro Synthetic	10/50	1,200	17.90	17.70	17.80	17.90	(0.10)	-	-	-	-	9812	30/9/99	(15.71)	-	-	-	(70.29)	-
Pharma Aids	100/5	-	-	-	-	150.00	-	-	-	-	-	9606	27/12/98	(2.83)	-	-	-	114.78	1.31
Pharmaco	100/5	14,060	104.50	99.25	99.75	102.00	(2.25)	-	-	-	-	9806	31/3/99	3.55	28.10	-	-	61.34	1.63
Rahman Chemicals	100/10	4,440	58.50	56.75	57.00	57.25	(0.25)	-	-	-	-	9812	30/9/99	(1.98)	-	-	-	100.00	0.57
Reckitt & Colman	10/50	450	67.50	67.50	67.50	67.50	-	-	-	68.20	-	9901	17/5/99	5.15	13.11	3.00	4.44	28.54	2.37
Renata	100/5	5	442.00	442.00	442.00	440.00	2.00	-	-	-	-	9812	16/6/99	45.77	9.66	25.00	5.66	635.89	0.70
Square Pharma	100/20	40	679.00	679.00	679.00	673.75	5.25	-	-	669.00	-	9903	21/10/99	146.48	4.64	55.00	8.10	768.97	0.88
TBL	100/5	310	69.00	68.25	68.50	69.25	(0.75)	-	-	87.00	-	9812	30/9/99	(306.24)	-	-	-	(792.50)	-
The Ibnsina	100/10	50	172.75	169.00	169.75	171.50	(1.75)	-	-	190.00	-	9806	6/2/99	20.54	8.26	17.00	10.01	111.39	1.52
Wata Chemicals	100/20	-	-	-	-	144.00	-	-	-	180.00	-	9812	21/7/99	7.00	20.57	12.50	8.68	184.18	0.78
Paper & Printing																			
Azadi Printers	100/10	-	-	-	-	78.00	-	-	-	77.75	-	9606	28/12/99	3.62	21.55	-	-	100.69	0.77
Eagle Box	10/50	-	-	-	-	34.70	-	-	-	-	-	9606	29/11/99	(56.66)	-	-	-	(275.40)	-
MAQ Enterprises	100/50	100	41.00	41.00	41.00	39.50	1.50	-	-	43.00	-	9612	-	12.24	3.35	-	-	126.94	0.32
MAQ Paper	100/20	-	-	-	-	84.00	-	-	-	90.00	-	9712	20/9/98	18.47	4.55	10.00	11.90	123.04	0.68
Monospool Paper	100/5	8,640	137.75	133.00	133.25	129.75	3.50	-	-	120.25	-	9806	15/9/98	1.88	70.88	-	-	178.33	0.75
Padma Printers	10/50	11,300	14.40	14.20	14.20	14.20	-	-	-	14.80	-	9612	23/12/96	-	-	-	-	10.00	1.42
Paper Process	100/10	16,340	112.50	108.50	108.75	108.00	0.75	-	-	-	-	9712	15/9/98	2.38	45.69	-	-	86.45	1.26
Sonali Paper	10/50	-	-	-	-	13.70	-	-	-	17.20	-	9606	30/12/96	1.07	12.80	1.50	10.95	10.19	1.34
Services & Real Estate																			
BD Hotel	10/50	-	-	-	-	-	-	-	-	-	-	9812	23/9/99	6.63	-	3.50	-	-	-
BD Services	10/50	-	-	-	-	-	-	-	-	-	-	9712	24/12/98	12.22	-	1.00	-	37.10	-
Eastern Housing	100/20	340	110.00	109.25	109.75	109.25	0.50	-	-	108.00	-	9907	23/12/99	14.64	7.50	12.00	10.93	129.35	0.85
Samorita Hospital	100/50	1,000	139.50	139.25	139.25	139.50	(0.25)	-	-	140.00	-	9806	19/7/99	3.76	37.03	12.00	8.62	146.02	0.95
Shine Pukur Holdings	100/50	2,150	47.00	46.25	46.25	46.25	-	-	-	46.75	-	9812	9/12/99	5.21	8.88	5.00	10.81	104.77	0.44
Miscellaneous																			
Apex Footwear	100/20	280	130.25	130.00	130.00	130.00	-	-	-	128.00	-	9812	15/4/99	2.78	46.76	-	-	210.02	0.62
Apex Tannery	100/10	30	127.00	126.00	126.50	126.25	0.25	-	-	130.00	-	9906	5/12/99	4.13	30.63	-	-	410.07	0.31
Aramit	10/50	23,650	44.30	43.60	44.00	43.90	0.10	-	-	44.20	-	9812	30/10/99	3.26	13.50	2.50	5.68	26.55	1.66
Aramit Cement	100/50	150	114.25	114.25	114.25	113.75	0.50	-	-	113.50	-	9812	30/10/99	-	-	-	-	100.00	1.14
Bata Shoe	10/100	300	97.10	97.00	97.00	97.90	(0.90)	-	-	-	-	9812	3/6/99	8.29	11.70	8.00	8.25	32.66	2.97
BD Luggage	100/50	200	39.75	39.75	39.75	39.25	0.50	-	-	41.00	-	9606	-	-	-	-	-	100.00	0.40
Bengal Fine Ceramic	100/50	100	89.00	89.00	89.00	89.00	-	-	-	91.00	-	9906	30/12/99	1.39	64.03	-	-	101.91	0.87
BEXIMCO	10/100	7,400	32.20	31.80	31.90	31.80	0.10	-	-	31.90	-	9812	25/11/99	6.73	4.74	1.00	3.13	34.57	0.92
BSC	100/5	-	-	-	-	71.00	-	-	-	6.25	-	9806	7/4/99	(48.54)	-	-	-	(575.90)	-
Chittagong Cement	100/5	2,800	883.25	860.00	867.50	854.75	12.75	-	-	850.50	-	9806	15/4/99	53.29	16.28	40.00	4.61	137.57	6.31
Confidence Cement	100/20	1,740	239.00	235.00	237.25	234.25	3.00	-	-	236.00	-	9906	30/12/99	37.08	6.40	25.00	10.54	262.41	0.90
Excelsior Shoes	100/50	1,850	38.50	37.50	37.50	37.50	-	-	-	39.00	-	9809	27/9/99	(11.37)	-	-	-	121.58	0.31
Fu-Wang Ceramic	100/50	6,850	134.75	132.75	133.25	133.25	-	-	-	134.00	-	9506	9/12/99	18.36	7.26	15.00	11.26	107.73	1.24
GQ Ball Pen	10/50	1,000	72.50	72.00	72.10	72.00	0.10	-	-	72.10	-	9812	23/8/99	9.41	7.66	3.80	5.27	104.72	0.69
Highspeed Ship	100/5	-	-	-	-	61.00	-	-	-	-	-	9806	25/3/99	(11.36)	-	-	-	(295.20)	-
Himadri	10/100	-	-	-	-	6.60	-	-	-	-	-	9812	21/9/99	0.71	9.30	-	-	7.90	0.84
Legacy Footwear	10/500	367,500	13.70	13.30	13.30	13.30	-	-	-	13.40	-	9904	-	-	-	-	-	10.00	1.33
Lexco	100/10	20	127.00	127.00	127.00	126.25	0.75	-	-	144.00	-	9812	9/9/99	10.41	12.20	10.00	7.87	550.88	0.23
Mark BD Shilpa & Engg.	100/50	1,500	38.75	38.00	38.00	38.25	(0.25)	-	-	39.75	-	9706	29/12/97	13.54	2.81	11.00	28.95	218.88	0.17
Meghna Cement	100/50	100	135.50	135.50	135.50	133.50	2.00	-	-	137.25	-	9812	28/9/99	19.88	6.82	10.00	7.38	118.49	1.14
Monno Ceramic	100/5	60	326.00	322.25	324.25	321.75	2.50	-	-	330.00	-	9906	2/12/99	24.14	13.43	25.00	7.71	242.41	1.34
Niloy Cement	100/50	250	113.00	112.00	112.50	112.00	0.50	-	-	113.00	-	9906	17/12/99	2.74	41.06	-	-	103.36	1.09
Paragon Leather	100/50	6,350	51.50	50.25	50.75	50.50	0.25	-	-	51.50	-	9806	26/5/99	8.00	6.34	10.00	19.70	111.73	0.45
Phoenix Leather	100/5	-	-	-	-	260.00	-	-	-	-	-	9706	21/10/99	(439.05)	-	-	-	(426.20)	-
Rose Heaven Ball Pen	10/500	11,000	14.00	14.00	14.00	14.00	-	-	-	13.90	-	9806	19/12/98	1.13	12.39	1.00	7.14	16.52	0.85
Samata Leather	10/50	39,900	116.00	111.75	113.50	113.75	(0.25)	-	-	113.75	-	9906	31/10/99	3.80	29.87	7.00	6.17	178.11	0.64
Savar Refractories	100/5	9,470	108.50	102.75	107.25	103.00	4.25	-	-	-	-	9806	25/3/99	0.43	249.42	-	-	100.97	1.06
Sinobangla Industries	10/500	36,500	35.40	34.90	35.00	35.10	(0.10)	-	-	34.90	-	9806	-	0.22	159.09	-	-	10.22	3.42
Standard Ceramic	100/50	50	103.00	103.00	103.00	104.00	(1.00)	-	-	112.00	-	9806	7/7/99	(23.28)	-	7.50	7.28	192.45	0.54
Texpick Industries	100/10	120	126.75	126.00	125.50	123.75	1.75	-	-	-	-	9706	24/12/97	1.24	101.21	-	-	128.69	0.98
The Engineers	100/5	-	-	-	-	101.00	-	-	-	-	-	9808	25/12/99	78.59	1.29	10.00	9.90	516.25	0.20
Usmania Glass	100/5	105	210.00	208.00	209.00	208.50	0.50	-	-	200.00	-	9806	23/4/99	(62.65)	-	15.00	7.18	461.48	0.45
Insurance																			
BGIC	100/10	90	215.00	212.00	214.25	211.25	3.00	-	-	200.00	-	9812	9/9/99	25.22	8.50	20.00	9.33	239.59	0.89
Central Insurance	100/20	-	-	-	-	141.50	-	-	-	129.00	-	9812	9/9/99	19.01	7.44	15.00	10.60	181.48	0.88
Delta Life Insurance	100/5	25	516.00	515.00	515.00	505.00	10.00	-	-	350.00	-	9812	30/9/99	-	-	38.00	6.99	100.00	5.15
Eastern Insurance	100/20	-	-	-	-	148.25	-	-	-	204.00	-	9812	28/7/99	26.63	5.57	20.00	13.49	156.08	0.95
Eastland Insurance	100/20	-	-	-	-	160.00	-	-	-	170.00	-	9812	22/8/99	23.45	6.82	16.00	10.00	203.57	0.79
Federal Insurance	100/50	-	-	-	-	107.00	-	-	-	127.00	-	9812	4/12/99	6.08	17.60	12.00	11.21	153.94	0.70
Green Delta Insurance	100/10	-	-	-	-	420.00	-	-	-	415.00	-	9812	18/9/99	52.81	7.95	35.00	8.33	297.99	1.41
Janata Insurance	100/20	220	140.00	140.00	140.00	139.25	0.75	-	-	140.00	-	9812	14/10/99	61.32	2.28	25.00	17.86	178.96	0.78
Karnaphuli Insurance	100/20	20	123.00	123.00	123.00	119.75	3.25	-	-	-	-	9812	27/9/99	14.27	8.62	15.00	12.20	183.44	0.67
National Life Insurance	100/50	-	-	-	-	185.00	-	-	-	210.25	-	9812	31/7/99	-	-	22.00	11.89	100.00	1.85
People Insurance	100/10	-	-	-	-	309.00	-	-	-	301.00	-	9812	8/8/99	29.22	10.57	21.00	6.80	251.41	1.23
Phoenix Insurance	100/20	-	-	-	-	210.00	-	-	-	175.00	-	9812	19/7/99	24.09	8.72	20.00	9.52	193.42	1.09
Pragati Insurance	100/10	60	400.00	395.00	396.50	400.00	(3.50)	-	-	405.00	-	9812	15/7/99	42.99	9.22	35.00	8.83	361.16	1.10
Purabi Insurance	100/50	-	-	-	-	100.00	-	-	-	-	-	9712	17/12/98	14.00	7.14	5.00	5.00	114.20	0.88
Reliance Insurance	100/50	-	-	-	-	320.00	-	-	-	380.00	-	9812	22/6/99	46.28	6.91	30.00	9.38	388.09	0.83
Rupali Insurance	100/20	20	180.00	180.00	180.00	175.00	5.00	-	-	170.00	-	9812	14/9/99	28.81	6.25	15.00	8.33	274.66	0.66
Sandhani Life Insurance	100/50	-	-	-	-	120.00	-	-	-	111.00	-	9712	10/12/98	-	-	5.00	4.17	100.00	1.20
United Insurance	100/10	10	215.25	215.25	215.25	222.00	(6.75)	-	-	-	-	9812	25/5/99	42.51	5.06	22.00	10.22	225.61	0.95

DEBENTURE

Name	Nature of Debenutre	Year of Float	Date of Maturity	Date of Conversion	Interest Due	FV/ML Tk/Nos	Day's Closing Price DSE Tk	Day's Closing Price CSE Tk
Aramit Cement	14%, 20% Convertible, 80% Redeemable	1998	September, 2008	September, 2000	Mar, Sep	2500/2	2,060.00	
BD Luggage	14%, 20% Convertible, 80% Redeemable	1996	September 5, 2003	September 5, 1998	Mar, Sep	1800/2	1,205.00	
BD Welding	15%, 20% Convertible, 80% Redeemable	1999	July 15, 2006		Jul, Jan	2500/2	1,907.50	
BD Zipper	14%, 20% Convertible, 80% Redeemable	1995	August 1, 2002	August 1, 1997	Feb, Aug	1400/2		
Beximco Denims	14%, 100% Redeemable	1995	July 10, 2005		Jan, Jul	1963/2		
Beximco Fisheries	14%, 100% Redeemable	1994	May 1, 2004		Jan, Jul	1928.55/1		
Beximco Infusion	17%, 100% Redeemable	1992	October 31, 2000		Oct, Apr	400/2		
Beximco Synthetics	14%, 100% Redeemable	1993	September 1, 2003		Mar, Sep	1426/2		
Beximco Textile	14%, 100% Redeemable	1995	July 1, 2005		Jan, Jul	1963/2	1,680.00	
Beximco Knitting	14%, 20% Convertible, 80% Redeemable	1994	July 1, 2004	July 1, 1995	Jan, Jul	1540/2	1,347.50	

COMPANY CALENDAR

Company	Declaration Year End	Declaration Div/ Bon/ Rght	Book Closure From	Book Closure To	AGM/EGM Date & Time	AGM/EGM Venue
BOC	9905	40%	12/1/2000	5/2/2000	5/2/2000	
Sandhani Ins	9812	10%	16/1/2000	30/1/2000	30/1/2000 3pm	Party Place
Rose Heaven	9906	12%			Postpond	
Paper process	9812	5%				
Renata	EGM				2/2/2000 12.30pm	Factory Premises
Purabi Gen Ins	9812		16/1/2000	30/1/2000	30/1/2000 11.30am	Party Place
Rupali Bank	9812		18/2/2000	11/3/2000	11/3/2000 11.30am	BCIC Auditorium

Company	Declaration Year End	Declaration Div/ Bon/ Rght	Book Closure From	Book Closure To	AGM/EGM Date & Time	AGM/EGM Venue

NOTES

FI/ML	Face Value / Market Lots	Vol	Volume	P/E (x)	Price/Earning (Times)	Price/NAV(x)	Price/Net Asset Value(Times)	Avg.	Average
TK/Nos	Taka/Number of Shares	EPS	Earning Per Share	DPS	Dividend Per Share	Tkm	Taka in Million	Prev.	Previous
Nos	Numbers	Chg.	Change						

Prepared by The Daily Star in collaboration with Securities Consultants Limited