The Daily Star BUSINESS

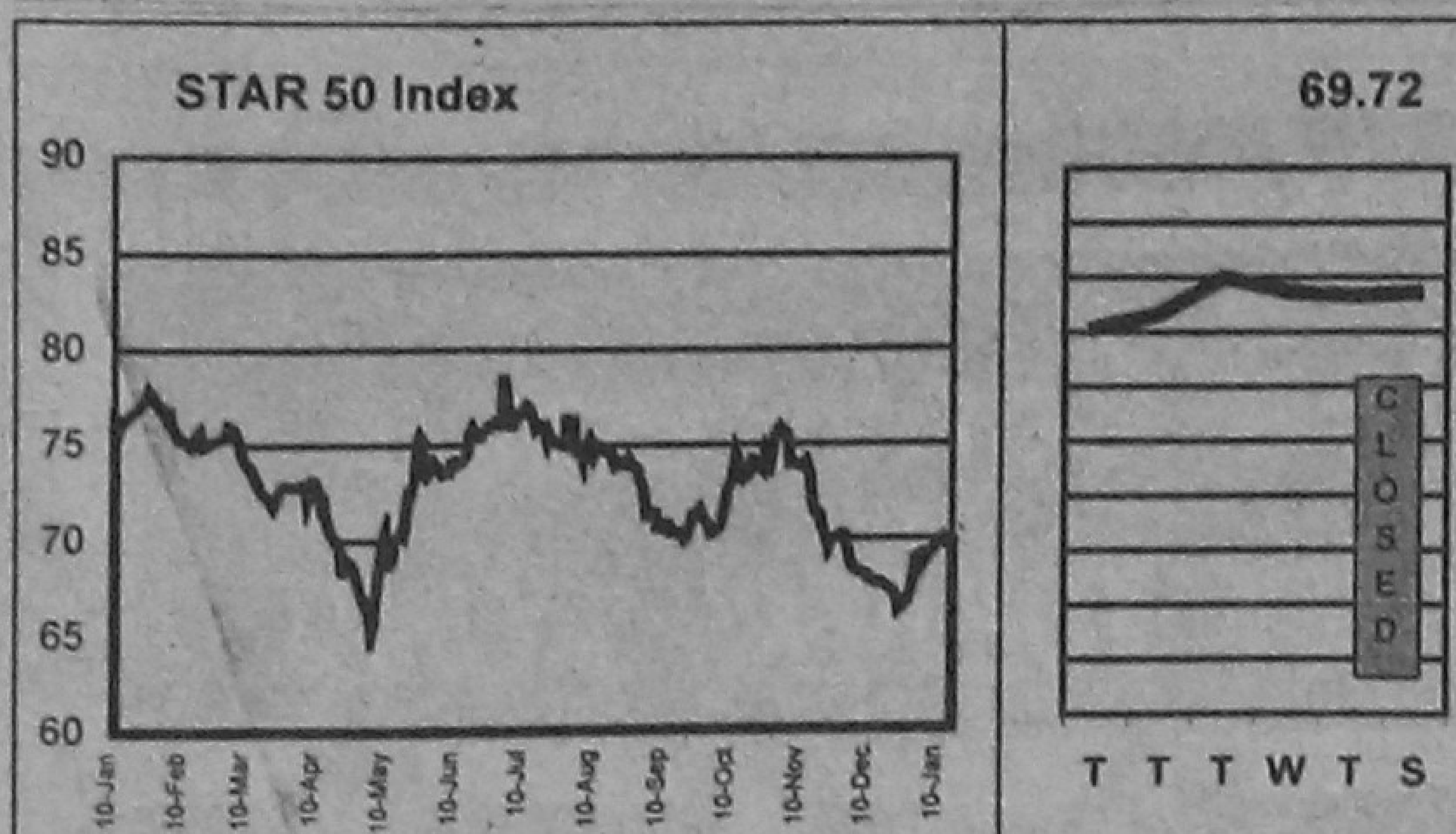

Fifty companies have been chosen for calculation of the **STAR 50 Index** based on their market capitalisation, liquidity, free float and corporate track record. The **Base Period** for the Index is **August 10, 1998**. The calculation has been done according to the widely used International Finance Corporation formula.

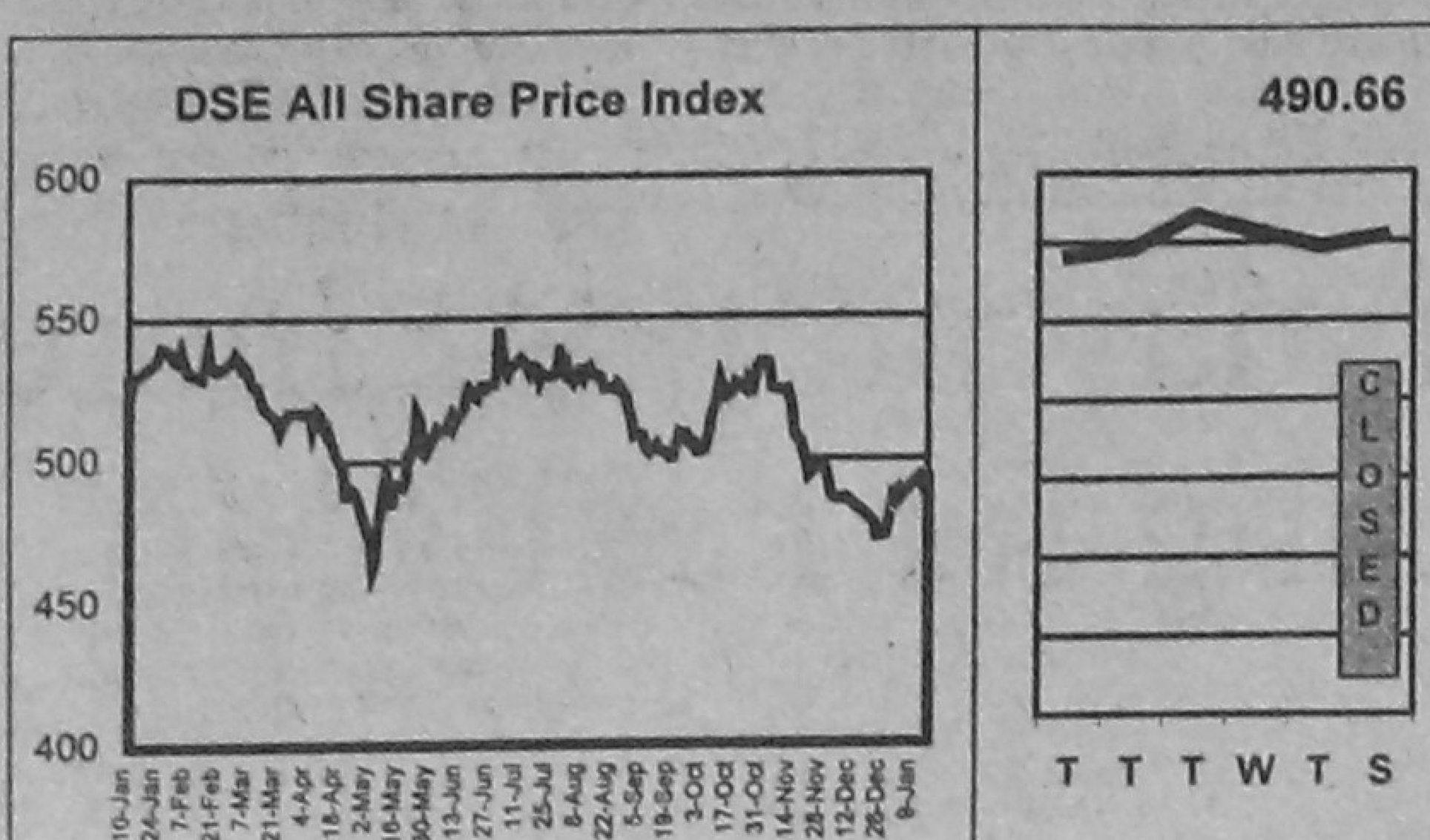

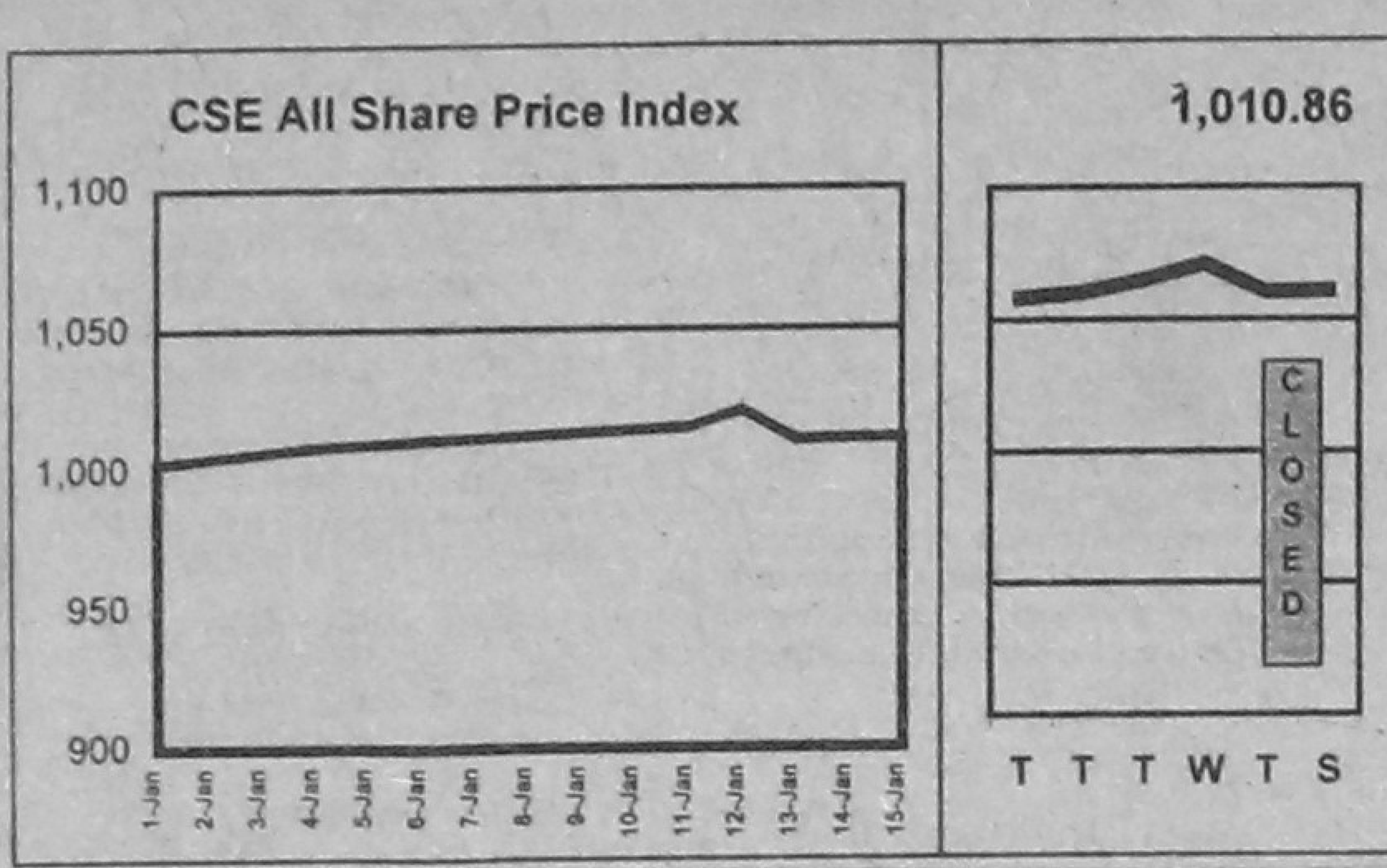

DAY'S MARKET LEADERS

TURNOVER LEADERS

DSE	Vol '000	Value Tkm	CSE	Vol '000	Value Tkm
1 Dhaka Fish	44	6.07	1 Sinobangla	129	4.72
2 Sinobangla	154	5.62	2 Chic Tex	467	3.78
3 Paper Pro	49	4.56	3 Samata Leather	28	2.70
4 Chic Tex	517	4.14	4 Aramit Cement	5	0.60
5 Samata Leather	36	3.48	5 Ashraf Tex	36	0.42
6 Meghna Shrimp	37	3.16	6 Dhaka Fish	3	0.38
7 Gulf Food	17	2.55	7 Delta Millers	6	0.31
8 Eastern Cables	26	2.48	8 Beximco Pharma	9	0.29
9 Raspit Food	135	2.11	9 Gulf Food	2	0.29
10 Pharmaco	16	1.63	10 Aramit Ltd	5	0.21

CAPITAL GAINERS

DSE	Vol '000	Change %	CSE	Vol '000	Change %
1 Paper Pro	48.74	12.31	1 3rd ICB M Fund	0.03	20.57
2 Tallu Spinning	0.03	11.94	2 Lexco Ltd	0.10	6.67
3 Uttara Bank	0.04	10.00	3 Eastern Cables	1.79	6.35
4 Gemini Sea Food	0.01	9.52	4 Confid Cement	0.22	5.11
5 Chittagong Vege	0.80	8.02	5 Beximco Denim	0.20	5.00
6 NTC	0.04	7.95	6 BEXIMCO	2.10	4.08
7 Karnaphuli Ins	0.06	7.11	7 Aramit Cement	5.25	3.60
8 Eastern Cables	25.86	6.09	8 Reckitt & Col	0.10	2.92
9 5th ICB M Fund	0.01	4.82	9 BD Zipper	0.60	2.80
10 Standard Cera	0.35	4.81	10 Ashraf Tex	36.20	2.68

CAPITAL LOSERS

DSE	Vol '000	Change %	CSE	Vol '000	Change %
1 Peoples Ins	0.01	(4.93)	1 Peoples Ins	0.05	(22.00)
2 Dhaka Fish	44.30	(4.70)	2 Dhaka Fish	2.75	(4.52)
3 Sinobangla	154.00	(3.44)	3 M Hossain Gar	0.05	(4.33)
4 Kohinoor	0.20	(3.29)	4 Wonderland Toys	0.70	(3.57)
5 Uttara Finance	0.10	(3.25)	5 Sinobangla	129.00	(3.43)
6 Bangla Pro	0.08	(3.20)	6 Sajib Knit	1.80	(1.92)
7 BEMCO	0.14	(3.08)	7 Perfume Chemi	0.20	(1.40)
8 Beximco Tex	0.55	(2.05)	8 Samorita Hosp	0.15	(1.39)
9 Renwick Jaj	0.38	(1.98)	9 EHL	0.08	(1.33)
10 Ambee Pharma	2.75	(1.89)	10 Sreepur Tex	0.20	(1.15)

DAY'S MARKET
January 15, 2000

	DSE	CSE
All Share Price Index	490.66	1,010.86
Change in Index (pts)	1.37	0.55
Change in Index (%)	0.28%	0.05%
Market Capitalisation (cr Tk)	4,461.90	3,643.77
Market Capitalisation (mil US$)	929.56	759.12
Turnover Volume ('000)	1,698	749
Turnover Value (cr Tk)	6.39	1.58
No. of Issues Traded	149	50
No. of Issues Gained	78	22
No. of Issues Incurred Loss	43	19
No. of Issues Unchanged	28	9
Price Earning Ratio (x)	6.25	6.04
Dividend Yield (%)	7.52	7.89

LEAGUE TABLE

Company Name	FV/ML	Market Performance: Dhaka Stock Exchange: Vol	Day's High	Day's Low	Day's Closing	Prev. Closing	Net Chg	Chittagong Stock Exchange: Vol	Day's Closing	Prev. Closing	Net Chg	AGM: Year End	Date	Financial Performance: EPS	P/E	DPS	Yield	NAV per Share	Price/NAV
	Tk/nos	nos	Tk	Tk	Tk	Tk	Tk	nos	Tk	Tk	Tk	YM	D/M/Y	Tk	x	Tk	%	Tk	x
Banks																			
Al-Arafa	1000/1	70	1,033.00	1,027.00	1,030.00	1,026.25	3.75	-	-	1,018.00	-	9812	23/8/99	210.82	4.89	150.00	14.56	1,220.00	0.84
Al Baraka Bank	1000/1	-	-	-	-	988.25	-	-	-	-	-	9812	16/9/99	(226.30)	-	-	-	1,129.00	0.88
Arab Bangladesh Bank	100/5	-	-	-	-	78.00	-	-	-	82.00	-	9812	18/12/99	33.77	2.25	-	-	177.02	0.43
City Bank	100/5	-	-	-	-	142.00	-	-	-	115.00	-	9812	20/11/99	25.55	5.56	-	-	284.45	0.54
Eastern Bank	100/20	40	111.00	101.00	106.00	104.00	2.00	-	-	-	-	9712	12/11/98	57.14	1.86	-	-	159.58	0.66
IDLC	100/20	-	-	-	-	443.50	-	-	-	455.00	-	9812	10/6/99	31.75	13.97	25.00	5.64	224.02	1.98
IFIC Bank	100/5	10	112.00	112.00	112.00	112.00	-	-	-	97.00	-	9612	5/7/99	23.34	4.80	-	-	196.22	0.57
Islami Bank	1000/1	-	-	-	-	2,125.00	-	-	-	2,050.00	-	9812	26/8/99	303.33	7.01	210.00	9.88	4,182.10	0.51
National Bank	100/20	1,080	66.75	65.00	66.00	65.00	1.00	-	-	65.00	-	9812	4/12/99	93.19	0.71	-	-	319.37	0.21
Pubali Bank	100/5	15	125.00	125.00	125.00	120.25	4.75	-	-	103.00	-	9712	29/11/98	262.14	0.48	-	-	323.20	0.39
Rupali Bank	100/10	-	-	-	-	56.00	-	-	-	80.00	-	9712	20/3/99	0.81	69.14	-	-	143.23	0.39
UCBL	100/5	-	-	-	-	66.00	-	-	-	75.00	-	9612	27/8/97	34.66	1.90	-	-	198.58	0.33
United Leasing	100/20	-	-	-	-	600.00	-	-	-	-	-	9812	20/5/99	63.07	9.51	25.00	4.17	402.91	1.49
Uttara Bank	100/5	40	77.00	77.00	77.00	70.00	7.00	-	-	-	-	9812	6/12/99	22.19	3.47	-	-	558.69	0.14
Uttara Finance	100/50	100	150.00	148.25	149.00	154.00	(5.00)	-	-	146.00	-	9812	22/6/99	15.59	9.56	15.00	10.07	106.71	1.40
Investment																			
1st BSRS MF	100/50	50	50.25	50.25	50.25	50.75	(0.50)	-	-	54.00	-	9612	-	-	-	-	-	100.00	0.50
1st ICB MF	100/5	-	-	-	-	1,050.00	-	-	-	1,050.00	-	9906	4/11/99	251.63	4.17	100.00	9.52	541.38	1.94
2nd ICB MF	100/5	-	-	-	-	310.00	-	-	-	425.00	-	9906	4/11/99	44.95	6.90	32.00	10.32	156.52	1.98
3rd ICB MF	100/5	10	330.00	330.00	330.00	324.25	5.75	25	340.00	282.00	58.00	9906	4/11/99	37.54	8.79	38.00	11.52	237.32	1.39
4th ICB MF	100/10	-	-	-	-	289.00	-	-	-	306.75	-	9906	4/11/99	42.36	6.82	35.00	12.11	178.01	1.62
5th ICB MF	100/10	10	174.00	174.00	174.00	166.00	8.00	-	-	300.00	-	9906	4/11/99	17.35	10.03	20.00	11.49	129.82	1.34
6th ICB MF	100/10	30	138.25	132.00	136.00	131.00	5.00	-	-	125.00	-	9906	4/11/99	8.45	16.09	15.00	11.03	125.55	1.08
7th ICB MF	100/50	50	111.25	111.25	111.25	112.00	(0.75)	-	-	106.00	-	9906	4/11/99	13.11	8.49	13.00	11.69	118.53	0.94
8th ICB MF	100/50	-	-	-	-	107.00	-	-	-	104.50	-	9906	4/11/99	13.21	8.10	12.00	11.21	117.81	0.91
ICB	100/5	-	-	-	-	165.00	-	-	-	175.00	-	9906	4/11/99	21.61	7.64	7.00	4.24	297.35	0.55
Engineering																			
Aftab Automobile	100/5	235	180.00	179.00	179.50	178.00	1.50	-	-	171.00	-	9908	23/12/99	27.79	6.46	16.00	8.91	249.59	0.72
Anwar Galvanizing	100/50	500	139.75	138.00	139.00	137.00	2.00	-	-	140.00	-	9806	28/4/99	2.16	64.35	15.00	10.79	113.00	1.23
Atlas Bangladesh	10/50	-	-	-	-	128.00	-	-	-	-	-	9906	30/12/99	19.31	6.63	11.00	8.59	85.78	1.49
Aziz Pipe	100/5	45	514.00	508.00	512.75	512.75	-	-	-	500.00	-	9812	26/8/99	45.83	11.19	30.00	5.85	562.70	0.91
BD Autocars	100/5	1,415	75.50	74.25	74.25	74.00	0.25	50	74.50	75.25	(0.75)	9706	30/12/97	11.69	6.35	-	-	130.72	0.57
BD Lamps	100/5	125	530.00	519.00	523.25	521.00	2.25	-	-	510.00	-	9812	16/9/99	24.62	21.25	20.00	3.82	248.51	2.11
BEMCO	100/10	140	84.75	78.25	78.75	81.25	(2.50)	-	-	-	-	9712	30/12/98	(30.96)	-	-	-	76.67	1.03
Bengal Steel	10/50	-	-	-	-	1,113.70	-	-	-	-	-	9812	25/9/99	(1.23)	-	-	-	(81.47)	-
Eastern Cables	100/5	25,860	97.00	90.00	95.75	90.25	5.50	1,790	96.25	90.50	5.75	9806	24/6/99	7.57	12.65	12.00	12.53	168.73	0.57
Karim Pipe	100/5	250	76.00	75.00	75.25	75.25	-	-	-	-	-	9812	23/12/99	(103.96)	-	-	-	106.73	0.71
Kay & Que	100/50	3,000	120.75	116.00	116.75	116.25	0.50	-	-	126.75	-	9812	30/9/99	(10.94)	-	-	-	110.70	1.05
Metalex Corp.	100/5	-	-	-	-	110.00	-	-	-	-	-	9506	24/4/96	(562.54)	-	-	-	(3,101.00)	-
Monno Jute Stafller	100/5	-	-	-	-	226.75	-	-	-	-	-	9812	29/11/99	18.26	12.42	20.00	8.82	225.57	1.01
Monno Jutex	100/5	-	-	-	-	790.50	-	-	-	-	-	9906	28/11/99	78.24	10.10	50.00	6.33	745.08	1.06
National Tubes	100/10	280	490.00	484.00	487.75	489.25	(1.50)	-	-	-	-	9806	21/4/99	108.33	4.50	30.00	6.15	(11.28)	-
Olympic Industries	100/5	760	92.25	92.00	92.00	91.50	0.50	-	-	92.00	-	9703	22/12/97	19.22	4.79	20.00	21.74	184.61	0.50
Quasem Drycell	10/50	19,300	13.80	13.60	13.70	13.60	0.10	12,300	13.80	13.80	-	9906	23/12/99	1.11	12.34	1.00	7.30	28.42	0.48
Rangpur Foundry	10/500	18,500	13.50	13.30	13.40	13.30	0.10	7,000	13.40	13.30	0.10	9809	-	1.32	10.15	-	-	12.88	1.04
Renwick Jajnes	100/5	380	87.25	86.50	86.75	88.50	(1.75)	-	-	-	-	9906	28/12/99	(56.25)	-	-	-	100.75	0.86
Singer Bangladesh	100/5	30	1,179.00	1,168.00	1,172.25	1,163.50	8.75	-	-	-	-	9902	19/5/99	91.99	12.74	100.00	8.53	156.05	7.51
Thai Aluminium	100/10	190	263.00	257.00	259.75	257.00	2.75	-	-	270.00	-	9812	16/9/99	22.39	11.60	20.00	7.70	147.48	1.76
Wonderland Toys	100/50	200	54.25	54.00	54.00	54.00	-	700	54.00	56.00	(2.00)	9906	30/12/99	(12.87)	-	-	-	74.90	0.72
Food & Allied																			
AB Biscuit	100/5	-	-	-	-	165.00	-	-	-	-	-	9506	30/12/95	(26.78)	-	-	-	238.76	0.69
Alpha Tobacco	10/50	600	62.80	62.00	62.10	62.60	(0.50)	-	-	58.20	-	9810	9/4/99	7.32	8.48	5.25	8.45	77.96	0.80
Amam Sea Food	100/5	-	-	-	-	250.25	-	-	-	-	-	9906	30/11/99	(44.72)	-	-	-	(26.71)	-
AMCL (Pran)	100/10	320	275.00	270.00	270.75	274.75	(4.00)	-	-	262.50	-	9906	9/12/99	41.33	6.55	20.00	7.39	237.58	1.14
Apex Food	100/5	235	307.00	301.00	303.25	302.25	1.00	-	-	311.00	-	9906	29/11/99	(50.16)	-	-	-	626.66	0.48
Bangas	100/5	-	-	-	-	158.50	-	-	-	-	-	9906	3/12/99	20.19	7.85	15.00	9.46	151.49	1.05
BD Plantation	100/5	-	-	-	-	456.00	-	-	-	-	-	9906	3/12/99	(256.12)	-	-	-	302.11	1.51
Bengal Biscuit	100/20	6,880	74.00	73.00	73.25	72.75	0.50	2,420	72.75	72.75	-	9806	28/6/99	4.97	14.74	-	-	239.29	0.31
Beximco Fisheries	100/20	660	73.50	73.00	73.00	73.00	-	-	-	72.00	-	9812	7/12/99	8.17	8.94	5.00	6.85	136.00	0.54
BLTC	100/5	-	-	-	-	1,018.00	-	-	-	-	-	9812	29/8/99	44.40	22.93	30.00	2.95	1,498.90	0.68
BATBC	10/50	-	-	-	-	103.00	-	-	-	104.00	-	9812	17/5/99	12.59	8.18	9.00	8.74	39.22	2.63
Chittagong Vegetable	100/10	800	88.00	86.75	87.50	81.00	6.50	50	85.50	85.00	0.50	9906	30/12/99	(1.08)	-	8.00	9.14	225.49	0.39
Dhaka Fisheries	100/50	44,300	146.50	136.50	137.00	143.75	(6.75)	2,750	137.25	143.75	(6.50)	9906	23/12/99	3.78	36.24	5.00	3.65	115.78	1.18
Dhaka Vegetable	100/5	200	43.50	43.25	43.25	44.00	(0.75)	-	-	-	-	9506	10/6/97	(5.33)	-	-	-	108.80	0.40
EL Camelia	100/5	-	-	-	-	2,070.75	-	-	-	-	-	9812	18/9/99	118.32	17.50	-	-	(61.68)	-
Gachihata	100/50	6,200	41.00	39.75	40.00	39.50	0.50	300	40.50	40.50	-	9906	22/12/99	(14.85)	-	-	-	117.55	0.34
Gemini Sea Food	100/5	10	138.00	138.00	138.00	126.00	12.00	-	-	-	-	9809	12/12/98	12.87	10.72	10.00	7.25	(245.80)	-
Gulf Foods	100/50	17,250	150.75	147.50	147.75	148.25	(0.50)	1,950	147.50	147.25	0.25	9906	28/12/99	14.58	10.13	10.00	6.77	104.17	1.42
Hill Plantation	100/5	-	-	-	-	720.00	-	-	-	-	-	9906	3/12/99	(70.29)	-	-	-	360.43	2.00
Meghna Shrimp	100/20	37,240	86.50	84.50	84.75	85.25	(0.50)	1,320	85.50	85.75	(0.25)	9812	26/12/99	10.54	8.04	12.00	14.16	113.23	0.75
Meghna Vegetable Oil	100/50	500	77.00	75.00	75.75	75.00	0.75	-	-	78.00	-	9806	30/12/98	16.04	4.72	15.00	19.80	175.56	0.43
Modern Industries	100/5	40	88.00	84.00	86.50	86.50	-	-	-	-	-	9812	15/5/99	(15.43)	-	-	-	35.43	2.44
Mona Food	100/50	1,550	87.50	86.75	87.00	86.75	0.25	-	-	86.25	-	9806	29/12/98	6.71	12.97	5.00	5.75	109.24	0.80
NTC	100/5	40	661.00	650.00	658.75	610.25	48.50	-	-	442.75	-	9812	21/4/99	68.57	9.61	32.00	4.86	454.08	1.45
Rabeya Flour	10/50	-	-	-	-	8.10	-	-	-	-	-	9812	16/9/99	1.28	6.33	-	-	9.21	0.88
Rahima Food Corp	100/50	700	41.50	41.00	41.00	41.00	-	100	41.50	41.50	-	9906	30/12/99	(10.24)	-	-	-	109.11	0.38
Raspit Food	10/500	134,500	15.90	15.70	15.70	15.50	0.20	500	15.60	15.70	(0.10)	9612	30/10/97	1.18	13.31	-	-	10.16	1.55
Rupon Oil	10/100	-	-	-	-	16.00	-	-	-	14.00	-	9706	12/8/98	0.11	145.45	-	-	32.14	0.50
Shyampur Sugar Mills	10/100	3,700	8.00	7.90	7.90	7.90	-	-	-	-	-	9806	24/6/99	(75.75)	-	-	-	10.00	0.79
Tripti Industries	100/5	910	61.00	60.00	60.25	60.00	0.25	-	-	62.00	-	9808	-	4.74	12.71	10.00	16.60	110.00	0.55
Tulip Dairy	100/5	2,390	140.75	139.00	139.25	140.00	(0.75)	-	-	-	-	9306	30/3/95	(35.14)	-	-	-	53.99	2.58
Yousuf Flour	10/50	-	-	-	-	-	-	-	-	-	-	9906	29/12/99	0.01	-	-	-	(2.27)	-
Zeal Bangla	10/50	28,900	7.10	7.00	7.00	7.00	-	-	-	-	-	9806	10/10/99	(2.72)	-	-	-	10.85	0.65
Fuel & Power																			
BD Welding	10/500	-	-	-	-	13.40	-	-	-	13.40	-	9812	-	0.31	43.23	-	-	13.70	0.98
BOC	10/50	600	92.40	90.10	91.00	90.40	0.60	-	-	84.50	-	9808	1/2/99	7.79	11.68	3.80	4.18	48.08	1.89
Eastern Lubricant	10/50	-	-	-	-	160.00	-	-	-	-	-	9806	18/3/99	5.64	28.37	3.50	2.19	42.42	3.77
National Oxyg.	100/10	520	61.00	59.00	59.75	60.50	(0.75)	-	-	73.00	-	9606	30/6/97	(1,110.86)	-	-	-	(337.60)	-
Padma Oil	10/50	-	-	-	-	133.00	-	-	-	146.00	-	9806	21/3/99	16.55	8.04	4.50	3.38	80.57	1.65
Jute																			
Ahad Jute	100/10	-	-	-	-	-	-	-	-	-	-	9906	26/12/99	2.71	-	-	-	103.64	-
Islam Jute	100/5	-	-	-	-	110.00	-	-	-	-	-	9906	29/12/19	(329.62)	-	-	-	802.09	0.14
Jute Spinners	100/5	-	-	-	-	128.00	-	-	-	-	-	9806	31/3/99	29.55	4.33	15.00	11.72	724.38	0.18
Mutual Jute	100/5	-	-	-	-	143.00	-	-	-	-	-	9806	27/12/98	25.35	5.64	15.00	10.49	190.21	0.75
Northern Jute	10/200	25,200	33.40	32.60	32.70	32.90	(0.20)	-	-	-	-	9906	7/12/99	(3.50)	-	-	-	6.95	4.71
Saleh Carpet	10/200	69,200	4.70	4.60	4.60	4.60	-	-	-	-	-	9612	22/12/97	(12.81)	-	-	-	(104.30)	-
Sonali Ansh	100/5	-	-	-	-	215.00	-	-	-	-	-	9906	23/12/99	93.23	2.31	-	-	257.25	0.84
Textile																			
Al-Haj Textile	10/50	-	-	-	-	-	-	-	-	-	-	9906	29/12/99	(0.13)	-	-	-	86.07	-
Allex Industries	100/50	4,000	47.75	47.00	47.25	47.25	-	100	48.00	47.50	0.50	9906	23/12/99	12.27	3.85	-	-	135.08	0.35
Anlima Yarn Dyeing	100/50	700	100.00	99.00	99.50	98.50	1.00	-	-	98.50	-	9906	9/12/99	17.98	5.54	12.00	12.06	111.19	0.89
Apex Spinning	100/50	-	-	-	-	94.50	-	-	-	96.00	-	9903	29/11/99	25.78	3.67	10.00	3.28	168.35	0.56

LEAGUE TABLE

Company Name	FV/ML	Market Performance: Dhaka Stock Exchange: Vol	Day's High	Day's Low	Day's Closing	Prev. Closing	Net Chg	Chittagong Stock Exchange: Vol	Day's Closing	Prev. Closing	Net Chg	AGM: Year End	Date	Financial Performance: EPS	P/E	DPS	Yield	NAV per Share	Price/NAV
	Tk/nos	nos	Tk	Tk	Tk	Tk	Tk	nos	Tk	Tk	Tk	YM	D/M/Y	Tk	x	Tk	%	Tk	x
Apex Weaving	100/50	1,700	43.75	43.00	43.25	43.00	0.25	-	-	43.00	-	9906	23/12/99	(8.67)	-	-	-	81.87	0.53
Arbee Textile	100/10	-	-	-	-	81.00	-	-	-	-	-	9812	30/6/99	(55.78)	-	-	-	(134.70)	-
Ashraf Textile	10/50	63,200	11.50	11.20	11.20	11.00	0.20	36,200	11.50	11.20	0.30	9906	29/12/99	(4.34)	-	-	-	20.12	0.56
BD Dyeing	100/20	640	108.00	106.25	107.00	106.25	0.75	-	-	107.00	-	9612	27/6/97	45.93	2.33	15.00	14.02	158.99	0.67
BD Zipper	100/50	10,350	83.75	80.50	83.25	80.00	3.25	600	82.50	80.25	2.25	9806	17/12/98	17.85	4.66	11.00	13.21	110.15	0.76
Beximco Denims	100/50	450	163.00	160.00	161.00	158.50	2.50	200	168.00	160.00	8.00	9812	25/11/99	45.78	3.52	5.00	3.11	165.83	0.97
Beximco Knitting	100/20	1,660	102.50	101.75	101.75	102.00	(0.25)	-	-	100.25	-	9812	5/12/99	29.70	3.43	5.00	4.91	141.20	0.72
Beximco Textile	100/50	550	110.00	105.50	107.75	110.00	(2.25)	-	-	98.00	-	9812	27/11/99	28.15	3.83	5.00	4.64	135.95	0.79
Chic Tex	10/500	517,000	8.20	8.00	8.00	7.90	0.10	467,000	8.10	8.00	0.10	9906	23/12/99	0.58	13.79	0.50	6.25	10.35	0.77
CMC-Kamal	100/50	200	71.00	70.00	70.50	69.50	1.00	-	-	84.00	-	9812	8/4/99	5.10	13.82	5.00	7.09	100.10	0.70
Dandy Dyeing	100/50	200	65.25	65.25	65.25	65.00	0.25	-	-	-	-	9812	15/9/99	(38.78)	-	-	-	100.00	0.65
Delta Millers	100/20	15,960	56.50	56.00	56.00	55.75	0.25	5,540	55.75	56.00	(0.25)	9806	30/12/98	1.94	28.87	-	-	118.80	0.47
Desh Garments	100/10	-	-	-	-	81.00	-	-	-	-	-	9906	2/12/99	15.56	5.21	7.50	9.26	272.35	0.30
Dulamia Cotton	100/10	470	41.75	40.50	41.00	41.50	(0.50)	-	-	45.00	-	9906	9/12/99	(55.21)	-	-	-	(90.36)	-
Dynamic Textile	100/20	40,400	34.75	34.25	34.25	34.25	-	2,800	34.50	34.50	-	9609	7/9/97	(7.16)	-	-	-	104.83	0.33
Eagle Star Textile	10/50	25,400	9.40	9.20	9.30	9.20	0.10	15,550	9.30	9.30	-	9906	21/12/99	0.08	116.25	-	-	20.60	0.45
GEM Knitwear	100/50	7,600	106.25	103.75	104.75	104.00	0.75	250	103.75	101.25	2.50	9612	-	-	-	-	-	100.00	1.05
GMG Industrial Corp.	10/50	-	-	-	-	22.50	-	-	-	106.00	-	9906	22/12/99	(14.14)	-	-	-	128.71	0.17
HR Textile	100/50	50	63.00	63.00	63.00	63.50	(0.50)	-	-	65.00	-	9709	29/12/97	8.17	7.71	12.50	19.84	130.94	0.48
M. Hossain Garments	100/50	8,550	57.00	55.50	56.00	55.75	0.25	50	55.25	57.75	(2.50)	9606	24/12/97	5.20	10.77	15.00	26.79	116.99	0.48
Mita Textile	100/20	9,460	48.75	46.75	46.75	47.00	(0.25)	240	47.50	46.75	0.75	9906	7/12/99	0.65	71.92	-	-	116.75	0.40
Mithun Knitting	100/20	940	66.50	64.00	64.75	63.50	1.25	-	-	-	-	9906	3/12/99	9.87	6.56	-	-	127.91	0.51
Modern Dyeing	100/5	10	109.00	109.00	109.00	109.00	-	-	-	-	-	9906	23/12/99	2.53	43.08	5.00	4.59	101.56	1.07
Monno Fabrics	100/50	3,550	71.75	71.00	71.25	71.25	-	-	-	72.25	-	9812	2/12/99	(8.86)	-	-	-	135.22	0.53
Padma Textile	100/20	180	153.50	148.25	152.50	153.00	(0.50)	-	-	135.25	-	9812	27/11/99	53.83	2.83	5.00	3.28	278.27	0.55
Prime Textile	100/50	250	45.00	45.00	45.00	45.00	-	-	-	45.50	-	9806	20/3/99	(30.69)	-	-	-	290.99	0.15
Quasem Silk	10/100	22,100	14.00	13.80	13.80	13.80	-	-	-	-	-	9809	17/6/99	0.30	46.00	-	-	37.10	0.37
Quasem Textile	10/50	5,000	12.10	11.80	11.90	11.80	0.10	-	-	-	-	9809	17/6/99	(4.90)	-	-	-	12.00	0.99
Rahim Textile	100/5	-	-	-	-	99.00	-	-	-	-	-	9806	24/3/99	(13.54)	-	-	-	(28.17)	-
Saiham Textile	100/10	410	87.00	85.00	86.25	86.25	-	60	85.00	85.00	-	9906	23/12/99	17.35	4.97	10.00	11.59	127.52	0.68
Sajib Knitwear	100/50	11,800	79.00	77.50	77.50	78.00	(0.50)	1,800	76.75	78.25	(1.50)	9906	15/12/99	2.09	37.08	6.00	7.74	103.74	0.75
Sonargaon Textile	100/50	100	80.00	80.00	80.00	77.75	2.25	-	-	90.00	-	9812	21/12/99	(3.60)	-	-	-	133.16	0.60
Sreepur Textile	100/50	800	44.50	43.25	43.75	43.00	0.75	200	43.00	43.50	(0.50)	9812	25/9/99	(5.94)	-	-	-	100.03	0.44
STM	100/5	-	-	-	-	85.50	-	-	-	-	-	9812	27/12/99	(30.18)	-	-	-	250.35	0.34
Stylecraft	100/5	-	-	-	-	1,125.00	-	-	-	-	-	9903	11/11/99	232.86	4.83	22.50	2.00	1,009.60	1.11
Tallu Spinning	100/10	30	80.00	70.00	75.00	67.00	8.00	-	-	-	-	9906	3/12/99	(9.57)	-	-	-	142.04	0.53
Tamijuddin Textile	100/10	370	41.00	40.00	40.00	40.75	(0.75)	-	-	46.25	-	9706	24/12/97	(7.74)	-	-	-	81.92	0.49
Pharma & Chemical																			
ACI	10/50	20,300	30.00	29.30	29.40	29.20	0.20	1,750	29.40	29.50	(0.10)	9812	20/5/99	3.26	9.02	2.50	8.50	30.87	0.95
Ambee Pharma	10/50	2,750	31.60	31.00	31.10	31.70	(0.60)	-	-	31.00	-	9812	9/9/99	1.04	29.90	1.00	3.22	11.51	2.70
Bangla Process	100/5	75	99.00	98.00	98.25	101.50	(3.25)	-	-	-	-	9806	19/12/98	10.87	9.04	-	-	62.21	1.58
BCIL	100/10	3,690	74.75	70.00	72.25	70.75	1.50	-	-	68.00	-	9806	17/12/98	12.85	5.62	10.00	13.84	146.68	0.49
Beximco Infusions	100/10	100	235.00	230.25	231.75	235.00	(3.25)	-	-	280.00	-	9812	4/12/99	47.87	4.86	10.00	4.31	197.71	1.17
Beximco Pharma	10/50	44,050	32.00	31.30	31.60	31.80	(0.20)	9,200	31.80	31.60	0.20	9812	9/12/99	8.46	3.74	1.50	4.75	69.83	0.45
Beximco Synthetics	100/20	3,540	127.00	126.00	126.00	126.50	(0.50)	40	130.00	127.25	2.75	9812	7/12/99	38.17	3.30	10.00	7.94	155.78	0.81
Glaxo Bangladesh	10/50	-	-	-	-	138.00	-	-	-	-	-	9812	20/5/99	6.56	21.04	3.00	2.17	45.60	3.03
Imam Button	100/50	9,000	98.00	94.50	97.00	94.75	2.25	1,200	96.75	94.75	2.00	9906	30/12/99	7.51	12.92	8.00	8.25	100.83	0.96
JH Chemical	100/50	2,850	89.00	86.00	86.50	85.75	0.75	-	-	86.50	-	9712	-	-	-	-	-	100.00	0.87
Kohinoor Chemicals	100/5	195	74.50	73.25	73.50	76.00	(2.50)	-	-	70.00	-	9406	27/2/95	(7.77)	-	-	-	(270.20)	-
Libra Pharma	100/20	-	-	-	-	205.00	-	-	-	250.50	-	9906	9/12/99	32.86	6.24	15.00	7.32	397.23	0.52
National Polymer	100/10	-	-	-	-	143.50	-	-	-	155.00	-	9706	29/9/97	38.82	3.70	20.00	13.94	169.44	0.85
Orion Infusion	100/20	-	-	-	-	40.75	-	-	-	34.43	-	9606	3/2/97	8.09	5.04	17.00	41.72	102.38	0.40
Perfume Chemical	100/50	2,750	54.25	52.75	53.25	53.50	(0.25)	200	53.00	53.75	(0.75)	9806	30/4/98	1.62	32.87	-	-	108.11	0.49
Petro Synthetic	10/50	700	17.90	17.50	17.70	17.70	-	-	-	-	-	9812	30/9/99	(15.71)	-	-	-	(70.29)	-
Pharma Aids	100/5	-	-	-	-	135.00	-	-	-	-	-	9806	27/12/98	(2.83)	-	-	-	114.78	1.18
Pharmaco	100/5	16,080	104.75	101.00	101.25	102.75	(1.50)	-	-	-	-	9805	31/3/99	3.55	28.52	-	-	61.34	1.65
Rahman Chemicals	100/10	2,860	61.25	59.25	59.25	59.25	-	-	-	-	-	9812	30/9/99	(1.98)	-	-	-	100.00	0.59
Reckitt & Colman	10/50	1,550	69.00	68.00	68.30	68.00	0.30	100	70.50	68.50	2.00	9901	17/5/99	5.15	13.26	3.00	4.39	28.54	2.39
Renata	100/5	20	440.00	430.00	437.50	435.00	2.50	-	-	-	-	9812	16/6/99	45.77	9.56	25.00	5.71	635.89	0.69
Square Pharma	100/20	500	662.00	659.00	660.00	660.75	(0.75)	20	650.00	650.25	(0.25)	9903	21/10/99	146.48	4.51	55.00	8.33	768.97	0.86
TBL	100/5	900	74.50	73.00	73.75	72.25	1.50	-	-	67.00	-	9812	30/9/99	(306.24)	-	-	-	(732.50)	-
The Ibnsina	100/10	120	179.00	176.00	178.25	179.75	(1.50)	-	-	190.00	-	9806	6/2/99	20.54	8.68	17.00	9.54	111.39	1.60
Wata Chemicals	100/20	-	-	-	-	160.00	-	-	-	180.00	-	9812	21/7/99	7.00	22.86	12.50	7.81	184.18	0.87
Paper & Printing																			
Azadi Printers	100/10	-	-	-	-	78.00	-	-	-	77.75	-	9806	19/12/98	(1.55)	-	-	-	(388.60)	-
Eagle Box	10/50	-	-	-	-	28.80	-	-	-	-	-	9906	29/11/99	(56.66)	-	-	-	(275.40)	-
MAQ Enterprises	100/50	500	42.50	42.00	42.25	42.25	-	-	-	43.00	-	9612	-	12.24	3.45	-	-	126.94	0.33
MAQ Paper	100/20	20	88.00	88.00	88.00	88.50	(0.50)	-	-	90.00	-	9712	20/9/98	18.47	4.76	10.00	11.36	123.04	0.72
Monospool Paper	100/5	4,800	129.00	124.25	126.00	123.75	2.25	-	-	118.75	-	9806	15/9/98	1.88	67.02	-	-	178.33	0.71
Padma Printers	10/50	8,400	15.40	14.90	15.00	14.90	0.10	-	-	18.20	-	9612	23/12/96	-	-	-	-	10.00	1.50
Paper Process	100/10	48,740	95.00	84.00	93.50	83.25	10.25	-	-	-	-	9712	15/9/98	2.38	39.29	-	-	86.45	1.08
Sonali Paper	10/50	200	14.10	13.90	14.00	13.90	0.10	-	-	17.20	-	9606	30/12/96	1.07	13.08	1.50	10.71	10.19	1.37
Services & Real Estate																			
BD Hotel	10/50	-	-	-	-	-	-	-	-	-	-	9812	23/9/99	6.63	-	3.50	-	31.27	-
BD Services	10/50	-	-	-	-	-	-	-	-	-	-	9712	24/12/98	12.22	-	1.00	-	37.10	-
Eastern Housing	100/20	1,860	116.00	112.50	112.75	111.75	1.00	60	111.25	112.75	(1.50)	9907	23/12/99	14.64	7.70	12.00	10.64	129.35	0.87
Samorita Hospital	100/50	6,100	143.50	142.25	142.50	142.75	(0.25)	150	141.75	143.75	(2.00)	9806	19/7/99	3.76	37.90	12.00	8.42	146.02	0.98
Shine Pukur Holdings	100/50	4,350	48.75	48.00	48.00	48.25	(0.25)	300	48.25	48.00	0.25	9812	9/12/99	5.21	9.21	5.00	10.42	104.77	0.46
Miscellaneous																			
Apex Footwear	100/20	-	-	-	-	135.25	-	-	-	120.00	-	9812	15/4/99	2.78	48.65	-	-	210.02	0.64
Apex Tannery	100/10	870	132.25	129.00	131.00	130.00	1.00	-	-	130.00	-	9906	5/12/99	4.13	31.72	-	-	410.07	0.32
Aramit	10/50	22,700	45.10	44.60	44.60	44.80	(0.20)	4,650	44.60	45.00	(0.20)	9812	30/10/99	3.26	13.68	2.50	5.61	26.55	1.68
Aramit Cement	100/50	8,200	117.00	111.25	114.00	112.25	1.75	5,250	115.00	111.00	4.00	9812	30/10/99	-	-	-	-	100.00	1.14
Bata Shoe	10/100	900	99.30	98.90	99.10	99.10	-	-	-	-	-	9812	3/5/99	8.29	11.95	8.60	8.07	32.66	3.03
BD Luggage	100/50	7,850	44.00	41.00	42.50	41.00	1.50	-	-	41.75	-	9606	-	-	-	-	-	100.00	0.43
Bengal Fine Ceramic	100/50	900	94.50	93.00	93.50	92.75	0.75	-	-	90.50	-	9906	30/12/99	1.39	67.27	-	-	101.91	0.92
BEXIMCO	10/100	30,400	33.20	31.70	32.70	31.60	1.10	2,100	33.20	31.90	1.30	9812	25/11/99	6.73	4.86	1.00	3.06	34.57	0.95
BSC	100/5	-	-	-	-	71.00	-	-	-	6.25	-	9806	7/4/99	(48.54)	-	-	-	(575.90)	-
Chittagong Cement	100/5	570	839.75	830.00	837.25	837.50	(0.25)	220	830.25	832.75	(2.50)	9806	15/4/99	53.29	15.71	40.00	4.78	137.57	6.09
Confidence Cement	100/20	2,060	242.00	229.50	238.50	229.25	9.25	220	236.50	225.00	11.50	9906	30/12/99	37.08	6.43	25.00	10.48	262.41	0.91
Excelsior Shoes	100/50	3,600	38.75	38.25	38.25	38.25	-	650	38.50	38.75	(0.25)	9809	27/9/99	(11.37)	-	-	-	121.58	0.31
Fu-Wang Ceramic	100/50	700	135.50	134.75	134.75	134.25	0.50	-	-	127.00	-	9906	9/12/99	18.36	7.34	15.00	11.13	107.73	1.25
GQ Ball Pen	10/50	-	-	-	-	75.00	-	-	-	71.00	-	9812	23/8/99	9.41	7.97	3.80	5.07	104.72	0.72
Highspeed Ship	100/5	-	-	-	-	61.00	-	-	-	-	-	9806	25/3/99	(11.36)	-	-	-	(295.20)	-
Himadri	10/100	-	-	-	-	6.60	-	-	-	-	-	9812	21/9/99	0.71	9.30	-	-	7.90	0.84
Lexco	100/10	2,220	130.50	127.50	128.00	128.00	-	100	144.00	135.00	9.00	9812	9/9/99	10.41	12.30	10.00	7.81	550.88	0.23
Mark BD Shilpa & Engg.	100/50	350	43.00	42.50	42.50	42.00	0.50	-	-	43.00	-	9706	29/12/97	13.54	3.14	11.00	25.88	218.88	0.19
Meghna Cement	100/50	550	137.50	136.00	136.75	137.50	(0.75)	-	-	135.00	-	9812	28/9/99	19.88	6.88	10.00	7.31	118.49	1.15
Monno Ceramic	100/5	80	330.00	326.25	327.50	333.25	(5.75)	-	-	370.00	-	9906	2/12/99	24.14	13.57	25.00	7.63	242.41	1.35
Niloy Cement	100/50	150	113.00	113.00	113.00	111.25	1.75	-	-	105.50	-	9906	17/12/99	2.74	41.24	-	-	103.36	1.09
Paragon Leather	100/50	7,450	51.25	50.50	50.50	50.25	0.25	450	50.50	50.50	-	9806	26/5/99	8.00	6.31	10.00	19.80	111.73	0.45
Phoenix Leather	100/5	-	-	-	-	260.00	-	-	-	-	-	9706	21/10/99	(439.05)	-	-	-	(426.20)	-
Rose Heaven Ball Pen	10/500	3,000	14.40	14.40	14.40	14.40	-	3,000	14.50	14.50	-	9806	19/12/98	1.13	12.74	1.00	6.94	16.52	0.87
Samata Leather	100/50	36,300	98.50	95.50	95.75	94.75	1.00	28,100	96.00	95.25	0.75	9906	31/10/99	3.80	25.20	7.00	7.31	178.11	0.54
Savar Refractories	100/5	5,790	104.75	103.00	104.00	101.25	2.75	-	-	-	-	9806	25/3/99	0.43	241.86	-	-	100.97	1.03
Sinobangla Industries	10/500	154,000	38.70	36.40	36.50	37.80	(1.30)	129,000	36.60	37.90	(1.30)	9806	-	0.22	165.91	-	-	10.22	3.57
Standard Ceramic	100/50	350	117.50	106.75	109.00	104.00	5.00	-	-	112.00	-	9806	7/7/99	(23.28)	-	7.50	6.88	192.45	0.57
Texpick Industries	100/10	440	132.00	130.25	131.00	130.50	0.50	-	-	-	-	9706	24/12/97	1.24	105.65	-	-	128.69	1.02
The Engineers	100/5	-	-	-	-	101.00	-	-	-	-	-	9808	25/12/99	78.59	1.29	10.00	9.90	516.25	0.20
Usmania Glass	100/5	670	205.00	200.00	202.00	200.00	2.00	-	-	220.00	-	9806	23/4/99	(62.65)	-	15.00	7.43	461.48	0.44
Insurance																			
BGIC	100/10	-	-	-	-	201.00	-	-	-	200.00	-	9812	9/9/99	25.22	7.97	20.00	9.95	239.59	0.84
Central Insurance	100/20	-	-	-	-	141.00	-	-	-	129.00	-	9812	9/9/99	19.01	7.42	15.00	10.64	161.48	0.87
Delta Life Insurance	100/5	-	-	-	-	524.50	-	-	-	350.00	-	9812	30/9/99	-	-	36.00	6.86	100.00	5.25
Eastern Insurance	100/20	-	-	-	-	151.25	-	-	-	204.00	-	9812	28/7/99	26.63	5.68	20.00	13.22	156.06	0.97
Eastland Insurance	100/20	60	155.00	150.75	153.50	150.00	3.50	-	-	170.00	-	9812	22/6/99	23.45	6.55	16.00	10.42	203.57	0.75
Federal Insurance	100/50	-	-	-	-	108.25	-	-	-	127.00	-	9812	4/12/99	6.08	17.80	12.00	11.09	153.94	0.70
Green Delta Insurance	100/10	-	-	-	-	455.00	-	-	-	415.00	-	9812	18/9/99	52.81	8.62	35.00	7.69	297.99	1.53
Janata Insurance	100/20	-	-	-	-	141.75	-	-	-	150.00	-	9812	14/10/99	61.32	2.31	25.00	17.64	178.95	0.79
Karnaphuli Insurance	100/20	60	128.00	128.00	128.00	119.50	8.50	-	-	-	-	9812	27/9/99	14.27	8.97	15.00	11.72	183.44	0.70
National Life Insurance	100/50	-	-	-	-	190.00	-	-	-	210.25	-	9812	31/7/99	-	-	22.00	11.58	100.00	1.90
People Insurance	100/10	10	-	371.00	371.00	390.25	(19.25)	50	312.00	400.00	(88.00)	9812	8/8/99	29.22	12.70	21.00	5.66	251.41	1.48
Phoenix Insurance	100/20	-	-	-	-	215.00	-	-	-	175.00	-	9812	19/7/99	24.09	8.92	20.00	9.30	193.42	1.11
Pragati Insurance	100/10	30	400.00	400.00	400.00	400.00	-	-	-	365.00	-	9812	15/7/99	42.99	9.30	35.00	8.75	361.16	1.11
Purabi Insurance	100/50	-	-	-	-	96.00	-	-	-	-	-	9712	17/12/98	14.00	6.86	5.00	5.21	114.20	0.84
Reliance Insurance	100/50	-	-	-	-	318.00	-	-	-	380.00	-	9812	22/6/99	46.28	6.87	30.00	9.43	386.09	0.82
Rupali Insurance	100/20	-	-	-	-	175.00	-	-	-	180.00	-	9812	14/9/99	28.81	6.07	15.00	8.57	274.66	0.64
Sandhani Life Insurance	100/50	10,050	135.00	108.00	120.00	115.00	5.00	-	-	100.25	-	9712	10/12/98	-	-	5.00	4.17	100.00	1.20
United Insurance	100/10	-	-	-	-	221.25	-	-	-	-	-	9812	25/5/99	42.51	5.20	22.00	9.94	225.61	0.98

DEBENTURE

Name	Nature of Debenutre	Year of Float	Date of Maturity	Date of Conversion	Interest Due	FV/ML Tk/Nos	Day's Closing Price DSE Tk	Day's Closing Price CSE Tk
Aramit Cement	14%, 20% Convertible, 80% Redeemable	1998	September, 2008	September, 2000	Mar, Sep	2500/2	2,035.00	
BD Luggage	14%, 20% Convertible, 80% Redeemable	1996	September 5, 2003	September 5, 1998	Mar, Sep	1800/2		
BD Welding,	15%, 20% Convertible, 80% Redeemable	1999	July 15, 2006		Jul, Jan	2500/2		
BD Zipper	14%, 20% Convertible, 80% Redeemable	1995	August 1, 2002	August 1, 1997	Feb, Aug	1400/2		
Beximco Denims	14%, 100% Redeemable	1995	July 10, 2005		Jan, Jul	1963/2	1,700.00	
Beximco Fisheries	14%, 100% Redeemable	1994	May 1, 2004		Jan, Jul	1928.55/1		
Beximco Infusion	17%, 100% Redeemable	1992	October 31, 2000		Oct, Apr	400/2		
Beximco Synthetics	14%, 100% Redeemable	1993	September 1, 2003		Mar, Sep	1426/2		
Beximco Textile	14%, 100% Redeemable	1995	July 1, 2005		Jan, Jul	1963/2	1,700.00	
Beximco Knitting	14%, 20% Convertible, 80% Redeemable	1994	July 1, 2004	July 1, 1995	Jan, Jul	1540/2	1,350.00	

COMPANY CALENDAR

Company	Declaration: Year End	Div/ Bon/ Rght	Book Closure: From	To	AGM/EGM: Date & Time	Venue
BOC	9905	40%	12/1/2000	5/2/2000	5/2/2000	
Sandhani Ins	9812		16/1/2000	30/1/2000	30/1/2000 3pm	Party Place
Rose Heaven	9906	12%			Postpond	
Paper process	9812	5%				
Renata	EGM				2/2/2000 12.30pm	Factory Premises
ICB		1:1.5 R	16/1/2000	25/1/2000		
Application received date			26/1/2000	11/2/2000		
NEW IPO	Subscription Open				Subscription Close	
Miracle Industry		6/1/2000			20/1/2000	

NOTES

Fl[illegible]	[illegible]ace Value / Market Lots	Vol	Volume	P/E (x)	Price/Earning (Times)	Price/NAV(x)	Price/Net Asset Value(Times)	Avg.	Average
Tk[illegible]s	[illegible]aka/Number of Shares	EPS	Earning Per Share	DPS	Dividend Per Share	Tkm	Taka In Million	Prev.	Previous

Nos : Numbers
Chg. : Change

Prepared by The Daily Star in collaboration with Securities Consultants Limited