SANYO Japan
Colour TV
4 Years Full Warranty
Transfin Trading Ltd.
Tel : 815307-10, Fax : 813062
Instalment Facility Available

The Daily Star BUSINESS

DHAKA, WEDNESDAY, JANUARY 12, 2000

Beauty & Barber Salon
10 am-7 pm for Ladies
SAVVY
10 am-8 pm for Gents
Tk. 200 for Lady's & Gent's Haircut
•Beauty Packages •Bridal Make-up & Decoration •Skin Care Program •Manicure & Pedicure •Facial •Perm & many more...
THE PAN PACIFIC SONARGAON
Dhaka ☎ 8111005 Ext : 4144(Gents) 4143(Ladies)

STAR 50 Index — 70.00

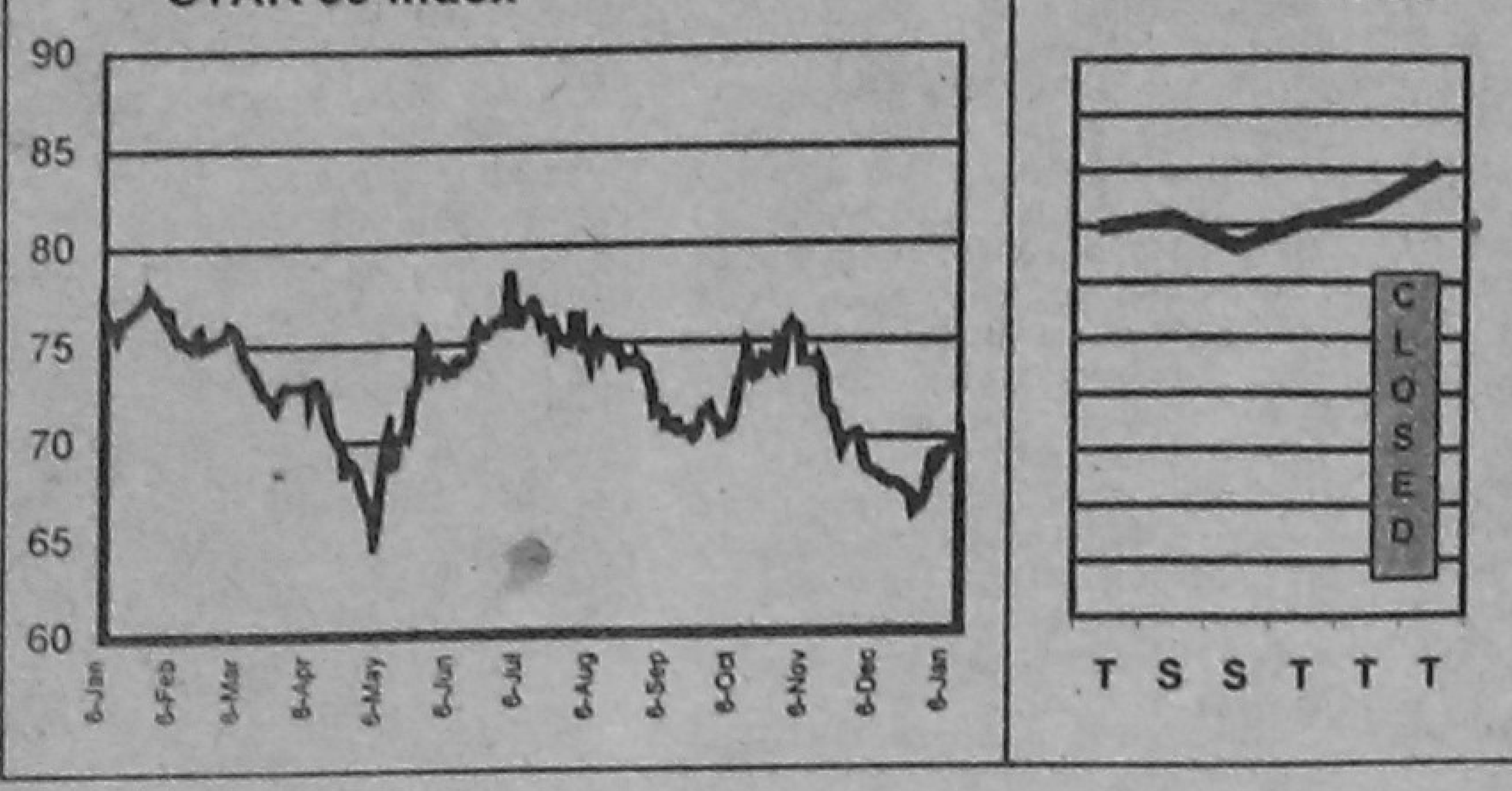

Fifty companies have been chosen for calculation of the **STAR 50 Index** based on their market capitalisation, liquidity, free float and corporate track record. The **Base Period** for the Index is **August 10, 1998**. The calculation has been done according to the widely used International Finance Corporation formula.

DSE All Share Price Index — 493.52

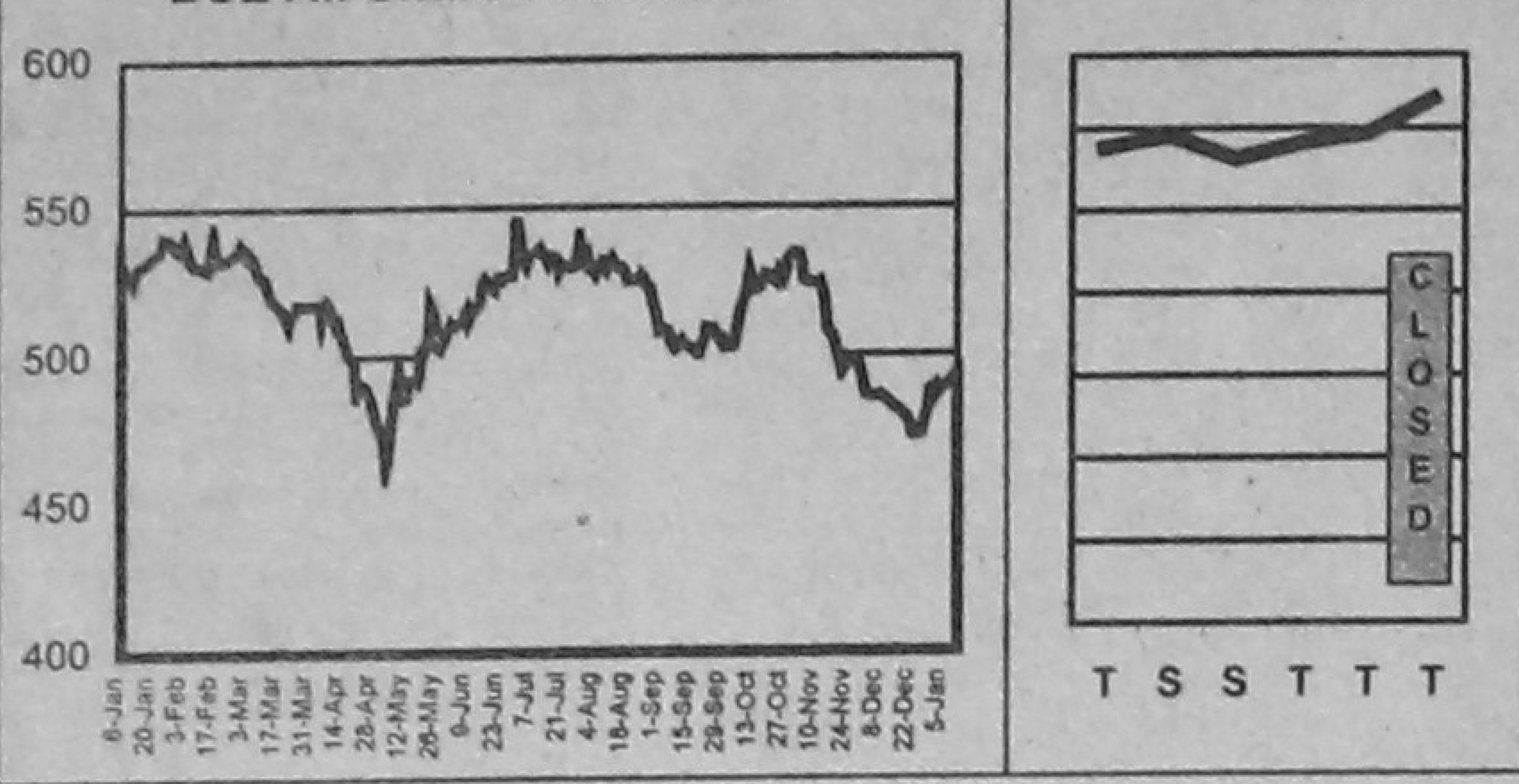

CSE All Share Price Index — 1,014.79



DAY'S MARKET
January 11, 2000

	DSE	CSE
All Share Price Index	493.52	1,014.79
Change in Index (pts)	4.17	4.60
Change in Index (%)	0.85%	0.46%
Market Capitalisation (cr Tk)	4,487.91	3,656.67
Market Capitalisation (mil US$)	934.98	761.81
Turnover Volume ('000)	1,289	492
Turnover Value (cr Tk)	6.23	1.50
No. of Issues Traded	126	40
No. of Issues Gained	105	31
No. of Issues Incurred Loss	17	8
No. of Issues Unchanged	4	1
Price Earning Ratio (x)	6.29	6.06
Dividend Yield (%)	7.49	7.88

DAY'S MARKET LEADERS

TURNOVER LEADERS

DSE	Vol `000	Value Tkm	CSE	Vol `000	Value Tkm
1 Samata Leather	207	19.39	1 Samata Leather	69	6.50
2 Dhaka Fish	32	4.84	2 Sinobangla	64	2.66
3 Sajib Knit	54	4.60	3 Chic Tex	278	2.20
4 Gulf Food	21	3.04	4 Sajib Knit	20	1.67
5 Samorita Hosp	21	3.03	5 Dhaka Fish	3	0.41
6 Sinobangla	61	2.53	6 Ashraf Tex	24	0.26
7 Chic Tex	280	2.18	7 Samorita Hosp	1	0.21
8 Dynamic Tex	54	1.88	8 Aramit Ltd	4	0.19
9 Aramit Ltd	36	1.61	9 Delta Millers	3	0.15
10 Meghna Shrimp	17	1.45	10 Perfume Chemi	3	0.15

CAPITAL GAINERS

DSE	Vol `000	Change %	CSE	Vol `000	Change %
1 Rahim Tex	0.01	10.00	1 Kay & Que	0.25	18.18
2 Ibn Sina	0.01	8.72	2 Gachihata	0.10	9.80
3 Sajib Knit	53.70	8.20	3 Monno Cera	0.02	8.82
4 Dhaka Fish	32.45	7.18	4 Aftab Auto	0.01	6.88
5 Metalex Corp	0.20	6.01	5 Sajib Knit	19.75	6.27
6 BEMCO	0.01	5.94	6 Imam Button	0.05	6.08
7 1st BSRS M Fund	0.10	5.18	7 Sreepur Tex	0.55	6.02
8 Ashraf Tex	26.30	4.85	8 Ashraf Tex	23.90	5.77
9 Kay & Que	4.30	4.60	9 Samata Leather	68.80	5.00
10 BD Luggage	1.70	4.58	10 Saiham Tex	0.05	4.82

CAPITAL LOSERS

DSE	Vol `000	Change %	CSE	Vol `000	Change %
1 Modern Ind	0.04	(9.48)	1 Sinobangla	63.50	(7.71)
2 Paper Pro	1.89	(7.36)	2 Gulf Food	0.60	(6.92)
3 Tallu Spinning	0.05	(7.19)	3 BEXIMCO	0.10	(4.66)
4 Mordern Dyeing	0.01	(7.16)	4 Uttara Finance	0.05	(2.67)
5 Sinobangla	60.50	(5.84)	5 J H Chemi	0.05	(2.64)
6 Sonali Paper	0.50	(4.23)	6 Apex Weaving	0.05	(1.69)
7 BD Autocars	8.81	(3.87)	7 BD Autocars	0.02	(0.99)
8 J H Chemi	9.95	(3.18)	8 Rose Heaven	0.50	(0.69)
9 Bangla Pro	0.06	(2.97)	9	-	-
10 Monospool	4.38	(1.30)	10	-	-

LEAGUE TABLE

Company Name	FV/ML Tk/nos	DSE Vol nos	DSE Day's High Tk	DSE Day's Low Tk	DSE Day's Closing Tk	DSE Prev. Closing Tk	DSE Net Chg Tk	CSE Vol nos	CSE Day's Closing Tk	CSE Prev. Closing Tk	CSE Net Chg Tk	AGM Year End YM	AGM Date D/M/Y	EPS Tk	P/E x	DPS Tk	Yield %	NAV per Share Tk	Price/NAV x
Banks																			
Al-Arafa	1000/1	50	1,010.00	1,010.00	1,010.00	1,004.00	6.00	-	-	981.00	-	9812	23/8/99	210.82	4.79	150.00	14.65	1,220.00	0.83
Al Baraka Bank	1000/1	-	-	-	-	900.00	-	-	-	-	-	9812	16/9/99	(226.30)	-	-	-	1,129.00	0.80
Arab Bangladesh Bank	100/5	-	-	-	-	82.50	-	-	-	92.00	-	9812	18/12/99	33.77	2.44	-	-	177.02	0.47
City Bank	100/5	-	-	-	-	175.00	-	-	-	115.00	-	9812	20/11/99	25.55	6.85	-	-	264.45	0.66
Eastern Bank	100/20	-	-	-	-	104.00	-	-	-	-	-	9712	12/11/98	57.14	1.82	-	-	159.58	0.65
IDLC	100/20	-	-	-	-	442.50	-	-	-	455.00	-	9812	10/6/99	31.75	13.94	25.00	5.65	224.02	1.98
IFIC Bank	100/5	-	-	-	-	107.25	-	-	-	97.00	-	9612	5/7/99	23.34	4.60	-	-	196.22	0.55
Islami Bank	1000/1	-	-	-	-	2,120.00	-	-	-	2,050.00	-	9812	26/8/99	303.33	6.99	210.00	9.91	4,182.10	0.51
National Bank	100/20	-	-	-	-	63.75	-	-	-	65.00	-	9812	4/12/99	93.19	0.68	-	-	319.37	0.20
Pubali Bank	100/5	-	-	-	-	120.25	-	-	-	103.00	-	9712	29/11/98	262.14	0.46	-	-	323.20	0.37
Rupali Bank	100/10	-	-	-	-	56.00	-	-	-	80.00	-	9712	20/3/99	0.81	69.14	-	-	143.23	0.39
UCBL	100/5	5	60.25	60.25	60.25	58.50	1.75	-	-	75.00	-	9612	27/8/97	34.66	1.74	-	-	198.58	0.30
United Leasing	100/20	20	580.00	580.00	580.00	560.00	20.00	-	-	-	-	9812	20/5/99	63.07	9.20	25.00	4.31	402.91	1.44
Uttara Bank	100/5	-	-	-	-	70.00	-	-	-	-	-	9812	6/12/99	22.19	3.15	-	-	558.69	0.13
Uttara Finance	100/50	350	155.00	152.50	153.50	150.00	3.50	50	146.00	150.00	(4.00)	9812	22/6/99	15.59	9.85	15.00	9.77	106.71	1.44
Investment																			
1st BSRS MF	100/50	100	52.00	49.50	50.75	48.25	2.50	-	-	67.50	-	9612	-	-	-	-	-	100.00	0.51
1st ICB MF	100/5	-	-	-	-	1,050.00	-	-	-	1,050.00	-	9906	4/11/99	251.63	4.17	100.00	9.52	541.38	1.94
2nd ICB MF	100/5	-	-	-	-	310.00	-	-	-	425.00	-	9906	4/11/99	44.95	6.90	32.00	10.32	156.52	1.98
3rd ICB MF	100/5	-	-	-	-	324.25	-	-	-	282.00	-	9906	4/11/99	37.54	8.64	38.00	11.72	237.32	1.37
4th ICB MF	100/10	-	-	-	-	243.00	-	-	-	306.75	-	9906	4/11/99	42.36	5.74	35.00	14.40	178.01	1.37
5th ICB MF	100/10	-	-	-	-	166.00	-	-	-	300.00	-	9906	4/11/99	17.35	9.57	20.00	12.05	129.82	1.28
6th ICB MF	100/10	-	-	-	-	135.00	-	-	-	125.00	-	9906	4/11/99	8.45	15.98	15.00	11.11	125.55	1.08
7th ICB MF	100/50	-	-	-	-	112.00	-	-	-	106.00	-	9906	4/11/99	13.11	8.54	13.00	11.61	118.53	0.94
8th ICB MF	100/50	-	-	-	-	105.00	-	-	-	104.50	-	9906	4/11/99	13.21	7.95	12.00	11.43	117.81	0.89
ICB	100/5	-	-	-	-	165.00	-	-	-	175.00	-	9906	4/11/99	21.61	7.64	7.00	4.24	297.35	0.55
Engineering																			
Aftab Automobile	100/5	-	-	-	-	172.00	-	5	171.00	160.00	11.00	9908	23/12/99	27.79	6.19	16.00	9.30	249.59	0.69
Anwar Galvanizing	100/50	-	-	-	-	136.50	-	-	-	140.00	-	9806	28/4/99	2.16	63.19	15.00	10.99	113.00	1.21
Atlas Bangladesh	10/50	-	-	-	-	128.00	-	-	-	-	-	9906	30/12/99	19.31	6.63	11.00	8.59	85.78	1.49
Aziz Pipe	100/5	10	510.00	510.00	510.00	512.50	(2.50)	-	-	500.00	-	9812	26/8/99	45.83	11.13	30.00	5.88	562.70	0.91
BD Autocars	100/5	8,810	83.00	74.00	74.50	77.50	(3.00)	20	75.25	76.00	(0.75)	9706	30/12/97	11.69	6.37	-	-	130.72	0.57
BD Lamps	100/5	15	525.00	525.00	525.00	517.00	8.00	-	-	510.00	-	9812	16/9/99	24.62	21.32	20.00	3.81	248.51	2.11
BEMCO	100/10	10	84.75	84.75	84.75	80.00	4.75	-	-	-	-	9712	30/12/98	(30.96)	-	-	-	76.67	1.11
Bengal Steel	10/50	-	-	-	-	1,113.70	-	-	-	-	-	9812	25/9/99	(1.23)	-	-	-	(81.47)	-
Eastern Cables	100/5	50	89.75	89.75	89.75	88.25	1.50	-	-	90.25	-	9806	24/6/99	7.57	11.86	12.00	13.37	168.73	0.53
Karim Pipe	100/5	200	76.50	74.50	75.75	74.75	1.00	-	-	-	-	9812	23/12/99	(103.96)	-	-	-	106.73	0.71
Kay & Que	100/50	4,300	121.00	115.00	119.50	114.25	5.25	250	130.00	110.00	20.00	9812	30/9/99	(10.94)	-	-	-	110.70	1.08
Metalex Corp	100/5	200	120.00	118.00	119.00	112.25	6.75	-	-	-	-	9506	24/4/96	(562.54)	-	-	-	(3,101.00)	-
Monno Jute Staffler	100/5	-	-	-	-	226.75	-	-	-	-	-	9812	29/11/99	18.26	12.42	20.00	8.82	225.57	1.01
Monno Jutex	100/5	-	-	-	-	850.00	-	-	-	-	-	9906	28/11/99	78.24	10.86	50.00	5.88	745.08	1.14
National Tubes	100/10	400	500.00	493.00	499.00	500.00	(1.00)	-	-	-	-	9806	21/4/99	108.33	4.61	30.00	6.01	(11.28)	-
Olympic Industries	100/5	250	94.25	92.00	92.75	91.25	1.50	-	-	92.00	-	9703	22/12/97	19.22	4.83	20.00	21.56	184.61	0.50
Quasem Drycell	10/50	7,900	13.60	13.20	13.50	13.20	0.30	4,100	13.60	13.40	0.20	9906	23/12/99	1.11	12.16	1.00	7.41	28.42	0.48
Rangpur Foundry	10/500	8,500	13.50	13.40	13.40	13.30	0.10	-	-	13.50	-	9809	-	1.32	10.15	-	-	12.68	1.04
Renwick Jajnes	100/5	270	88.25	88.00	88.00	87.25	0.75	-	-	-	-	9906	28/12/99	(56.25)	-	-	-	100.75	0.87
Singer Bangladesh	100/5	25	1,166.00	1,135.00	1,153.00	1,151.25	1.75	-	-	-	-	9902	19/5/99	91.99	12.53	100.00	8.67	156.05	7.39
Thai Aluminum	100/10	120	256.00	255.00	255.00	250.00	5.00	-	-	270.00	-	9812	16/9/99	22.39	11.39	20.00	7.84	147.48	1.73
Wonderland Toys	100/50	3,650	56.00	54.00	55.50	54.00	1.50	-	-	55.00	-	9906	30/12/99	(12.87)	-	-	-	74.90	0.74
Food & Allied																			
AB Biscuit	100/5	-	-	-	-	165.00	-	-	-	-	-	9506	30/12/95	(26.78)	-	-	-	238.76	0.69
Alpha Tobacco	10/50	100	63.00	63.00	63.00	61.30	1.70	-	-	58.20	-	9810	9/4/99	7.32	8.61	5.25	8.33	77.96	0.81
Amam Sea Food	100/5	-	-	-	-	247.50	-	-	-	-	-	9906	30/11/99	(44.72)	-	-	-	(26.71)	-
AMCL (Pran)	100/10	500	274.50	265.00	269.75	264.25	5.50	-	-	262.50	-	9906	9/12/99	41.33	6.53	20.00	7.41	237.58	1.14
Apex Food	100/5	95	306.25	305.00	306.00	299.75	6.25	-	-	295.00	-	9906	29/11/99	(50.16)	-	-	-	626.66	0.49
Bangas	100/5	290	160.00	150.00	152.75	148.25	4.50	-	-	-	-	9906	3/12/99	20.19	7.57	15.00	9.82	151.49	1.01
BD Plantation	100/5	-	-	-	-	456.00	-	-	-	-	-	9906	3/12/99	(256.12)	-	-	-	302.11	1.51
Bengal Biscuit	100/20	7,980	73.50	71.25	72.75	70.25	2.50	1,800	73.25	71.25	2.00	9806	28/6/99	4.97	14.64	-	-	239.29	0.30
Beximco Fisheries	100/20	460	74.50	73.75	74.00	71.00	3.00	-	-	69.00	-	9812	7/12/99	8.17	9.06	5.00	6.76	136.00	0.54
BLTC	100/5	-	-	-	-	1,018.00	-	-	-	-	-	9812	29/8/99	44.40	22.93	30.00	2.95	1,498.90	0.68
BATBC	10/50	-	-	-	-	108.40	-	-	-	104.00	-	9812	17/5/99	12.59	8.61	9.00	8.30	39.22	2.76
Chittagong Vegetable	100/10	480	86.00	84.25	85.50	82.50	3.00	-	-	80.00	-	9906	30/12/99	(1.08)	-	8.00	9.36	225.49	0.38
Dhaka Fisheries	100/50	32,450	152.50	139.75	149.25	139.25	10.00	2,750	148.75	144.00	4.75	9906	23/12/99	3.78	39.48	5.00	3.35	115.78	1.29
Dhaka Vegetable	100/5	470	44.00	43.75	43.75	43.00	0.75	-	-	-	-	9506	10/9/97	(5.33)	-	-	-	108.80	0.40
EL Camelia	100/5	-	-	-	-	2,000.00	-	-	-	-	-	9812	18/9/99	118.32	16.90	-	-	(61.68)	-
Gachihata	100/50	2,150	40.50	39.25	40.00	39.25	0.75	100	42.00	38.25	3.75	9906	22/12/99	(14.85)	-	-	-	117.55	0.34
Gemini Sea Food	100/5	-	-	-	-	126.00	-	-	-	-	-	9809	12/12/98	12.87	9.79	10.00	7.94	(245.80)	-
Gulf Foods	100/50	20,500	153.00	148.00	148.25	148.00	0.25	600	148.00	159.00	(11.00)	9906	28/12/99	14.58	10.17	10.00	6.75	104.17	1.42
Hill Plantation	100/5	-	-	-	-	720.00	-	-	-	-	-	9906	3/12/99	(70.29)	-	-	-	360.43	2.00
Meghna Shrimp	100/20	16,520	88.25	86.00	88.00	85.75	2.25	540	87.00	85.50	1.50	9812	26/12/99	10.54	8.35	12.00	13.64	113.23	0.78
Meghna Vegetable Oil	100/50	1,000	76.00	73.50	75.00	72.75	2.25	-	-	72.00	-	9806	30/12/98	16.04	4.68	15.00	20.00	175.56	0.43
Modern Industries	100/5	40	79.00	78.50	78.75	87.00	(8.25)	-	-	-	-	9812	15/5/99	(15.43)	-	-	-	35.43	2.22
Mona Food	100/50	3,200	90.75	89.25	90.25	88.75	1.50	-	-	91.00	-	9806	28/12/98	6.71	13.45	5.00	5.54	109.24	0.83
NTC	100/5	500	672.50	672.00	672.00	671.75	0.25	-	-	442.75	-	9812	21/4/99	68.57	9.80	32.00	4.76	454.08	1.48
Rabeya Flour	10/50	-	-	-	-	8.10	-	-	-	-	-	9812	16/9/99	1.28	6.33	-	-	9.21	0.88
Rahima Food Corp.	100/50	3,450	42.75	41.00	41.75	40.50	1.25	-	-	40.00	-	9906	30/12/99	(10.24)	-	-	-	109.11	0.38
Raspit Food	10/500	75,000	15.70	15.40	15.60	15.40	0.20	-	-	15.50	-	9612	30/10/97	1.18	13.22	-	-	10.16	1.54
Rupon Oil	10/100	-	-	-	-	16.00	-	-	-	14.00	-	9706	12/8/98	0.11	145.45	-	-	32.14	0.50
Shyampur Sugar Mills	10/100	18,600	8.00	7.90	7.90	7.80	0.10	-	-	-	-	9806	24/6/99	(75.75)	-	-	-	10.00	0.79
Tripti Industries	100/5	1,050	62.00	60.00	61.25	59.25	2.00	10	63.00	60.25	2.75	9608	-	4.74	12.92	10.00	16.33	110.00	0.56
Tulip Dairy	100/5	2,780	144.75	142.00	142.75	139.00	3.75	-	-	-	-	9306	30/3/95	(35.14)	-	-	-	53.99	2.64
Yousuf Flour	10/50	-	-	-	-	-	-	-	-	-	-	9906	29/12/99	0.01	-	-	-	(2.27)	-
Zeal Bangla	10/50	6,900	7.20	7.10	7.10	7.00	0.10	-	-	-	-	9806	10/10/99	(2.72)	-	-	-	10.85	0.65
Fuel & Power																			
BD Welding	10/500	-	-	-	-	13.40	-	-	-	13.40	-	9812	-	0.31	43.23	-	-	13.70	0.98
BOC	10/50	200	92.00	90.00	91.10	88.00	3.10	-	-	84.50	-	9808	1/2/99	7.79	11.69	3.80	4.17	48.08	1.89
Eastern Lubricant	10/50	-	-	-	-	160.00	-	-	-	-	-	9806	18/3/99	5.64	28.37	3.50	2.19	42.42	3.77
National Oxyg.	100/10	670	61.75	60.00	60.75	61.00	(0.25)	-	-	73.00	-	9606	30/6/97	(1,110.86)	-	-	-	(337.60)	-
Padma Oil	10/50	-	-	-	-	133.00	-	-	-	146.00	-	9806	21/3/99	16.55	8.04	4.50	3.38	80.57	1.65

LEAGUE TABLE

Company Name	FV/ML Tk/nos	DSE Vol nos	DSE Day's High Tk	DSE Day's Low Tk	DSE Day's Closing Tk	DSE Prev. Closing Tk	DSE Net Chg Tk	CSE Vol nos	CSE Day's Closing Tk	CSE Prev. Closing Tk	CSE Net Chg Tk	AGM Year End YM	AGM Date D/M/Y	EPS Tk	P/E x	DPS Tk	Yield %	NAV per Share Tk	Price/NAV x
Jute																			
Ahad Jute	100/10	-	-	-	-	-	-	-	-	-	-	9906	26/12/99	2.71	-	-	-	103.64	-
Islam Jute	100/5	-	-	-	-	110.00	-	-	-	-	-	9906	29/12/19	(329.62)	-	-	-	802.09	0.14
Jute Spinners	100/5	-	-	-	-	128.00	-	-	-	-	-	9806	31/3/99	29.55	4.33	15.00	11.72	724.38	0.18
Mutual Jute	100/5	-	-	-	-	143.00	-	-	-	-	-	9806	27/12/98	25.35	5.64	15.00	10.49	190.21	0.75
Northern Jute	10/200	15,400	33.90	32.50	33.50	32.30	1.20	-	-	-	-	9906	7/12/99	(3.50)	-	-	-	6.95	4.82
Saleh Carpet	10/200	53,800	4.70	4.60	4.60	4.60	-	-	-	-	-	9612	22/12/97	(12.81)	-	-	-	(104.30)	-
Sonali Ansh	100/5	-	-	-	-	215.00	-	-	-	-	-	9906	23/12/99	93.23	2.31	-	-	257.25	0.84
Textile																			
Al-Haj Textile	10/50	-	-	-	-	-	-	-	-	-	-	9906	29/12/99	(0.13)	-	-	-	86.07	-
Alltex Industries	100/50	1,000	48.50	47.50	48.00	47.50	0.50	200	48.25	47.50	0.75	9906	23/12/99	12.27	3.91	-	-	135.06	0.36
Anlima Yarn Dyeing	100/50	250	98.75	98.50	98.50	96.75	1.75	-	-	93.50	-	9906	9/12/99	17.96	5.48	12.00	12.18	111.19	0.89
Apex Spinning	100/20	20	94.25	94.25	94.25	94.00	0.25	-	-	90.00	-	9903	29/11/99	25.78	3.66	10.00	3.36	168.35	0.56
Apex Weaving	100/50	1,300	44.00	43.00	43.50	43.75	(0.25)	50	43.50	44.25	(0.75)	9906	23/12/99	(8.67)	-	-	-	81.87	0.53
Arbee Textile	100/10	-	-	-	-	81.00	-	-	-	-	-	9812	30/6/99	(55.78)	-	-	-	(134.70)	-
Ashraf Textile	10/50	26,300	11.00	10.20	10.80	10.30	0.50	23,900	11.00	10.40	0.60	9906	29/12/99	(4.34)	-	-	-	20.12	0.54
BD Dyeing	100/20	60	108.00	108.00	108.00	108.75	(0.75)	-	-	107.00	-	9612	27/9/97	45.93	2.35	15.00	13.89	158.99	0.68
BD Zipper	100/50	450	80.50	80.00	80.00	78.50	1.50	200	81.75	80.00	1.75	9806	17/12/98	17.85	4.48	11.00	13.75	110.15	0.73
Beximco Denims	100/50	-	-	-	-	157.75	-	-	-	146.00	-	9812	25/11/99	45.78	3.45	5.00	3.17	165.83	0.95
Beximco Knitting	100/20	680	105.00	102.00	103.50	99.00	4.50	-	-	100.00	-	9812	5/12/99	29.70	3.48	5.00	4.83	141.20	0.73
Beximco Textile	100/50	2,100	108.50	107.00	107.00	105.75	1.25	-	-	98.00	-	9812	27/11/99	28.15	3.80	5.00	4.67	135.95	0.79
Chic Tex	10/500	280,000	7.90	7.70	7.80	7.60	0.20	278,000	7.90	7.70	0.20	9906	23/12/99	0.58	13.45	0.50	6.41	10.35	0.75
CMC-Kamal	100/50	50	70.00	70.00	70.00	68.50	1.50	-	-	84.00	-	9812	6/4/99	5.10	13.73	5.00	7.14	100.10	0.70
Dandy Dyeing	100/50	350	66.75	65.00	65.75	65.25	0.50	-	-	-	-	9812	15/9/99	(38.76)	-	-	-	100.00	0.66
Delta Millers	100/20	17,480	57.00	55.75	56.75	55.25	1.50	2,720	56.50	55.50	1.00	9806	30/12/98	1.94	29.25	-	-	118.80	0.48
Desh Garments	100/10	-	-	-	-	79.75	-	-	-	-	-	9906	2/12/99	15.56	5.13	7.50	9.40	272.35	0.29
Dulamia Cotton	100/10	-	-	-	-	38.75	-	-	-	45.00	-	9906	9/12/99	(55.21)	-	-	-	(90.36)	-
Dynamic Textile	100/20	54,160	35.25	33.75	34.75	33.25	1.50	4,080	35.00	34.00	1.00	9609	7/9/97	(7.16)	-	-	-	104.83	0.33
Eagle Star Textile	10/50	13,900	9.30	9.20	9.20	9.20	-	8,150	9.40	9.30	0.10	9906	21/12/99	0.08	115.00	-	-	20.60	0.45
GEM Knitwear	100/50	1,400	109.00	107.00	108.00	107.75	0.25	-	-	107.50	-	9612	-	-	-	-	-	100.00	1.08
GMG Industrial Corp	10/50	-	-	-	-	22.50	-	-	-	106.00	-	9906	22/12/99	(14.14)	-	-	-	128.71	0.17
HR Textile	100/50	-	-	-	-	62.25	-	-	-	65.00	-	9709	29/12/97	8.17	7.62	12.50	20.08	130.94	0.48
M. Hossain Garments	100/50	11,650	55.75	53.75	56.25	53.00	2.25	-	-	49.50	-	9606	24/12/97	5.20	10.63	15.00	27.15	116.99	0.47
Mita Textile	100/20	660	45.25	44.50	44.75	43.75	1.00	400	46.00	45.75	0.25	9906	7/12/99	0.65	68.85	-	-	116.75	0.38
Mithun Knitting	100/20	340	66.75	65.00	65.75	64.00	1.75	-	-	-	-	9906	3/12/99	9.87	6.66	-	-	127.91	0.51
Modern Dyeing	100/5	5	100.50	100.50	100.50	108.25	(7.75)	-	-	-	-	9906	23/12/99	2.53	39.72	5.00	4.98	101.56	0.99
Monno Fabrics	100/50	2,450	72.25	71.50	71.75	71.25	0.50	-	-	72.25	-	9812	2/12/99	(8.86)	-	-	-	135.22	0.53
Padma Textile	100/20	340	150.00	148.00	149.00	146.50	2.50	-	-	135.25	-	9812	27/11/99	53.83	2.77	5.00	3.36	278.27	0.54
Prime Textile	100/50	300	45.50	44.25	45.00	44.00	1.00	-	-	45.50	-	9806	20/3/99	(30.69)	-	-	-	290.99	0.15
Quasem Silk	10/100	69,000	14.70	14.20	14.50	14.00	0.50	-	-	-	-	9809	17/6/99	0.30	48.33	-	-	37.10	0.39
Quasem Textile	10/50	7,700	12.20	11.90	12.00	11.70	0.30	-	-	-	-	9809	17/6/99	(4.90)	-	-	-	12.00	1.00
Rahim Textile	100/5	5	99.00	99.00	99.00	90.00	9.00	-	-	-	-	9806	24/3/99	(13.54)	-	-	-	(28.17)	-
Saiham Textile	100/10	280	89.75	85.00	87.50	85.00	2.50	50	87.00	83.00	4.00	9906	23/12/99	17.35	5.04	10.00	11.43	127.52	0.69
Sajib Knitwear	100/50	53,700	88.50	80.00	85.75	79.25	6.50	19,750	84.75	79.75	5.00	9906	15/12/99	2.09	41.03	6.00	7.00	103.74	0.83
Sonargaon Textile	100/50	-	-	-	-	77.75	-	-	-	90.00	-	9812	21/12/99	(3.60)	-	-	-	133.16	0.58
Sreepur Textile	100/50	500	44.50	42.25	43.00	42.50	0.50	550	44.00	41.50	2.50	9812	25/9/99	(5.94)	-	-	-	100.03	0.43
STM	100/5	-	-	-	-	85.50	-	-	-	-	-	9812	27/12/99	(30.18)	-	-	-	250.35	0.34
Stylecraft	100/5	-	-	-	-	1,125.00	-	-	-	-	-	9903	11/11/99	232.88	4.83	22.50	2.00	1,009.60	1.11
Tallu Spinning	100/10	50	71.00	71.00	71.00	76.50	(5.50)	-	-	-	-	9906	3/12/99	(9.57)	-	-	-	142.04	0.50
Tamijuddin Textile	100/10	-	-	-	-	38.75	-	-	-	46.25	-	9706	24/12/97	(7.74)	-	-	-	81.92	0.47
Pharma & Chemical																			
ACI	10/50	17,950	28.70	27.80	28.60	27.70	0.90	650	28.80	28.00	0.80	9812	20/5/99	3.26	8.77	2.50	8.74	30.87	0.93
Ambee Pharma	10/50	950	32.00	31.60	31.70	31.20	0.50	-	-	31.00	-	9812	9/9/99	1.04	30.48	1.00	3.15	11.51	2.75
Bangla Process	100/5	60	98.00	98.00	98.00	101.00	(3.00)	-	-	-	-	9806	19/12/98	10.87	9.02	-	-	62.21	1.58
BCIL	100/10	330	72.75	71.25	72.00	69.25	2.75	-	-	68.00	-	9806	17/12/98	12.85	5.60	10.00	13.89	146.58	0.49
Beximco Infusions	100/10	290	239.00	235.00	237.00	230.00	7.00	-	-	260.00	-	9812	4/12/99	47.67	4.97	10.00	4.22	197.71	1.20
Beximco Pharma	10/50	12,050	32.50	32.00	32.30	32.00	0.30	100	32.00	32.00	-	9812	9/12/99	8.46	3.82	1.50	4.64	69.83	0.46
Beximco Synthetics	100/20	2,940	128.25	126.00	127.50	124.25	3.25	-	-	120.00	-	9812	7/12/99	38.17	3.34	10.00	7.84	155.78	0.82
Glaxo Bangladesh	10/50	-	-	-	-	138.00	-	-	-	-	-	9812	20/5/99	6.56	21.04	3.00	2.17	45.60	3.03
Imam Button	100/50	3,950	97.50	94.75	97.00	94.25	2.75	50	96.00	90.50	5.50	9906	30/12/99	7.51	12.92	8.00	8.25	100.83	0.96
JH Chemical	100/50	9,950	93.50	90.50	91.25	94.25	(3.00)	50	92.25	94.75	(2.50)	9712	-	-	-	-	-	100.00	0.91
Kohinoor Chemicals	100/5	430	69.00	66.25	67.25	66.25	1.00	-	-	85.00	-	9406	27/2/95	(7.77)	-	-	-	(270.20)	-
Libra Pharma	100/20	-	-	-	-	225.00	-	-	-	250.50	-	9906	9/12/99	32.86	6.85	15.00	6.67	397.23	0.57
National Polymer	100/10	-	-	-	-	153.50	-	-	-	155.00	-	9706	29/9/97	38.82	3.95	20.00	13.03	169.44	0.91
Orion Infusion	100/20	-	-	-	-	40.75	-	-	-	34.43	-	9606	3/2/97	8.09	5.04	17.00	41.72	102.38	0.40
Perfume Chemical	100/50	2,900	53.50	50.00	53.00	52.00	1.00	2,700	54.50	52.75	1.75	9806	30/4/98	1.62	32.72	-	-	108.11	0.49
Petro Synthetic	10/50	300	18.10	17.60	17.70	17.80	(0.10)	-	-	-	-	9812	30/9/99	(15.71)	-	-	-	(70.29)	-
Pharma Aids	100/5	-	-	-	-	135.00	-	-	-	-	-	9806	27/12/98	(2.83)	-	-	-	114.78	1.18
Pharmaco	100/5	10,780	118.75	115.00	116.00	114.25	1.75	-	-	-	-	9806	31/3/99	3.55	32.68	-	-	61.34	1.89
Rahman Chemicals	100/10	3,280	62.75	60.25	61.50	61.50	-	-	-	-	-	9812	30/9/99	(1.98)	-	-	-	100.00	0.62
Reckitt & Colman	10/50	-	-	-	-	69.00	-	-	-	68.50	-	9901	17/5/99	5.15	13.40	3.00	4.35	28.54	2.42
Renata	100/5	-	-	-	-	435.00	-	-	-	-	-	9812	16/6/99	45.77	9.50	25.00	5.75	635.89	0.68
Square Pharma	100/20	100	664.00	660.00	662.25	656.75	5.50	-	-	630.25	-	9903	21/10/99	146.48	4.52	55.00	8.31	768.97	0.86
TBL	100/5	430	73.00	72.00	72.25	71.00	1.25	-	-	87.00	-	9812	30/9/99	(306.24)	-	-	-	(792.50)	-
The Ibnsina	100/10	10	187.00	187.00	187.00	172.00	15.00	-	-	190.00	-	9806	6/2/99	20.54	9.10	17.00	9.09	111.39	1.68
Wata Chemicals	100/20	-	-	-	-	160.00	-	-	-	180.00	-	9812	21/7/99	7.00	22.86	12.50	7.81	184.18	0.87
Paper & Printing																			
Azadi Printers	100/10	-	-	-	-	90.00	-	-	-	77.75	-	9806	19/12/98	(1.55)	-	-	-	(388.60)	-
Eagle Box	10/50	-	-	-	-	28.80	-	-	-	-	-	9906	29/11/99	(56.66)	-	-	-	(275.40)	-
MAQ Enterprises	100/50	100	42.00	41.00	41.50	40.25	1.25	-	-	43.00	-	9612	-	12.24	3.39	-	-	126.94	0.33
MAQ Paper	100/20	60	89.00	88.00	88.50	88.00	0.50	-	-	90.00	-	9712	20/9/98	18.47	4.79	10.00	11.30	123.04	0.72
Monospool Paper	100/5	4,380	137.00	132.00	132.50	134.25	(1.75)	-	-	121.75	-	9806	15/9/98	1.88	70.48	-	-	178.33	0.74
Padma Printers	10/50	8,200	15.30	15.00	15.20	14.90	0.30	-	-	23.30	-	9612	23/12/96	-	-	-	-	10.00	1.52
Paper Process	100/10	1,890	122.75	113.00	119.50	129.00	(9.50)	-	-	-	-	9712	15/8/98	2.38	50.21	-	-	86.45	1.38
Sonali Paper	10/50	500	13.70	13.50	13.60	14.20	(0.60)	-	-	17.20	-	9606	30/12/96	1.07	12.71	1.50	11.03	10.19	1.33
Services & Real Estate																			
BD Hotel	10/50	-	-	-	-	-	-	-	-	-	-	9812	23/9/99	6.63	-	3.50	-	31.27	-
BD Services	10/50	-	-	-	-	-	-	-	-	-	-	9712	24/12/98	12.22	-	1.00	-	37.10	-
Eastern Housing	100/20	820	113.50	111.00	111.75	110.75	1.00	-	-	110.00	-	9907	23/12/99	14.64	7.63	12.00	10.74	129.35	0.86
Samorita Hospital	100/50	21,050	146.50	142.00	144.00	141.50	2.50	1,450	144.75	144.50	0.25	9806	19/7/99	3.76	38.30	12.00	8.33	146.02	0.99
Shine Pukur Holdings	100/50	4,100	48.00	47.25	47.50	46.75	0.75	300	47.75	47.25	0.50	9812	9/12/99	5.21	9.12	5.00	10.53	104.77	0.45
Miscellaneous																			
Apex Footwear	100/20	-	-	-	-	134.00	-	-	-	120.00	-	9812	15/4/99	2.78	48.20	-	-	210.02	0.64
Apex Tannery	100/10	320	129.00	125.00	127.00	125.50	1.50	-	-	125.25	-	9906	5/12/99	4.13	30.75	-	-	410.07	0.31
Aramit	10/50	35,950	45.50	44.90	44.90	45.00	(0.10)	4,300	45.00	44.70	0.30	9812	30/10/99	3.26	13.77	2.50	5.57	26.55	1.69
Aramit Cement	100/50	450	115.75	114.50	115.25	112.75	2.50	-	-	115.00	-	9812	30/10/99	-	-	-	-	100.00	1.15
Bata Shoe	10/100	-	-	-	-	97.70	-	-	-	-	-	9812	3/6/99	8.29	11.79	8.00	8.19	32.66	2.99
BD Luggage	100/50	1,700	41.00	39.00	40.00	38.25	1.75	150	41.50	41.00	0.50	9606	-	-	-	-	-	100.00	0.40
Bengal Fine Ceramic	100/50	1,350	95.00	93.50	94.25	92.25	2.00	-	-	90.50	-	9906	30/12/99	1.39	67.81	-	-	101.91	0.92
BEXIMCO	10/100	4,900	32.00	31.50	31.80	31.30	0.50	100	30.70	32.20	(1.50)	9812	25/11/99	6.73	4.73	1.00	3.14	34.57	0.92
BSC	100/5	-	-	-	-	71.00	-	-	-	6.25	-	9806	7/4/99	(48.54)	-	-	-	(575.90)	-
Chittagong Cement	100/5	395	843.00	830.00	840.25	825.00	15.25	60	838.00	815.50	22.50	9806	15/4/99	53.29	15.77	40.00	4.76	137.57	6.11
Confidence Cement	100/20	540	226.00	222.50	224.00	219.00	5.00	-	-	220.00	-	9906	30/12/99	37.08	6.04	25.00	11.16	262.41	0.85
Excelsior Shoes	100/50	2,600	39.00	38.00	38.50	38.00	0.50	300	39.00	38.25	0.75	9809	27/9/99	(11.37)	-	-	-	121.58	0.32
Fu-Wang Ceramic	100/50	500	136.00	135.00	135.50	134.75	0.75	-	-	127.00	-	9906	9/12/99	18.36	7.38	15.00	11.07	107.73	1.26
GQ Ball Pen	10/50	150	75.00	74.10	74.70	73.20	1.50	-	-	76.50	-	9812	23/8/99	9.41	7.94	3.80	5.09	104.72	0.71
Highspeed Ship	100/5	-	-	-	-	61.00	-	-	-	-	-	9806	25/3/99	(11.36)	-	-	-	(295.20)	-
Himadri	10/100	-	-	-	-	6.60	-	-	-	-	-	9812	21/9/99	0.71	9.30	-	-	7.90	0.84
Lexco	100/10	840	130.50	128.00	128.50	126.25	2.25	-	-	135.00	-	9812	9/9/99	10.41	12.34	10.00	7.78	550.88	0.23
Mark BD Shilpa & Engg	100/50	400	42.50	42.00	42.25	42.25	-	-	-	41.50	-	9706	29/12/97	13.54	3.12	11.00	26.04	218.88	0.19
Meghna Cement	100/50	200	136.00	134.00	135.00	134.50	0.50	-	-	135.00	-	9812	28/9/99	19.88	6.79	10.00	7.41	118.49	1.14
Monno Ceramic	100/5	45	330.00	326.00	329.25	320.00	9.25	20	370.00	340.00	30.00	9906	2/12/99	24.14	13.64	25.00	7.59	242.41	1.36
Niloy Cement	100/50	300	113.75	111.50	111.75	110.75	1.00	-	-	105.50	-	9906	17/12/99	2.74	40.78	-	-	103.36	1.08
Paragon Leather	100/50	5,150	51.50	49.50	51.00	49.75	1.25	350	51.75	50.00	1.75	9806	26/5/99	8.00	6.38	10.00	19.61	111.73	0.46
Phoenix Leather	100/5	-	-	-	-	260.00	-	-	-	-	-	9706	21/10/99	(439.05)	-	-	-	(426.20)	-
Rose Heaven Ball Pen	10/500	7,500	14.50	14.30	14.40	14.30	0.10	500	14.40	14.50	(0.10)	9806	19/12/98	1.13	12.74	1.00	6.94	16.52	0.87
Samata Leather	100/50	207,400	95.50	85.25	93.50	89.75	3.75	68,800	94.50	90.00	4.50	9906	31/10/99	3.80	24.61	7.00	7.49	178.11	0.52
Savar Refractories	100/5	3,355	105.00	103.25	103.75	103.50	0.25	-	-	-	-	9806	25/3/99	0.43	241.28	-	-	100.97	1.03
Sinobangla Industries	10/500	60,500	44.10	41.60	41.90	44.50	(2.60)	63,500	41.90	45.40	(3.50)	9806	-	0.22	190.45	-	-	10.22	4.10
Standard Ceramic	100/50	-	-	-	-	104.00	-	-	-	112.00	-	9806	7/7/99	(23.28)	-	7.50	7.21	192.45	0.54
Texpick Industries	100/10	-	-	-	-	133.75	-	-	-	-	-	9706	24/12/97	1.24	107.86	-	-	128.69	1.04
The Engineers	100/5	-	-	-	-	101.00	-	-	-	-	-	9808	25/12/99	78.59	1.29	10.00	9.90	516.25	0.20
Usmania Glass	100/5	-	-	-	-	200.00	-	-	-	220.00	-	9806	23/4/99	(62.65)	-	15.00	7.50	461.48	0.43
Insurance																			
BGIC	100/10	-	-	-	-	201.00	-	-	-	262.75	-	9812	9/9/99	25.22	7.97	20.00	9.95	239.59	0.84
Central Insurance	100/20	-	-	-	-	141.00	-	-	-	129.00	-	9812	9/9/99	19.01	7.42	15.00	10.64	161.48	0.87
Delta Life Insurance	100/5	-	-	-	-	513.25	-	-	-	350.00	-	9812	30/9/99	-	-	36.00	7.01	100.00	5.13
Eastern Insurance	100/20	-	-	-	-	148.25	-	-	-	204.00	-	9812	28/7/99	26.63	5.57	20.00	13.49	156.06	0.95
Eastland Insurance	100/20	-	-	-	-	150.00	-	-	-	170.00	-	9812	22/8/99	23.45	6.40	16.00	10.67	203.57	0.74
Federal Insurance	100/50	-	-	-	-	108.00	-	-	-	127.00	-	9812	4/12/99	6.08	17.76	12.00	11.11	153.94	0.70
Green Delta Insurance	100/10	-	-	-	-	455.00	-	-	-	415.00	-	9812	18/9/99	52.81	8.62	35.00	7.69	297.99	1.53
Janata Insurance	100/20	-	-	-	-	142.00	-	-	-	150.00	-	9812	14/10/99	61.32	2.32	25.00	17.61	178.95	0.79
Karnaphuli Insurance	100/20	-	-	-	-	119.00	-	-	-	-	-	9812	27/8/99	14.27	8.34	15.00	12.61	183.44	0.65
National Life Insurance	100/50	-	-	-	-	190.00	-	-	-	210.25	-	9812	31/7/99	-	-	22.00	11.58	100.00	1.90
People Insurance	100/10	-	-	-	-	511.00	-	-	-	690.00	-	9812	8/8/99	29.22	17.49	21.00	4.11	251.41	2.03
Phoenix Insurance	100/20	-	-	-	-	234.00	-	-	-	175.00	-	9812	19/7/99	24.09	9.71	20.00	8.55	193.42	1.21
Pragati Insurance	100/10	20	400.00	400.00	400.00	395.00	5.00	-	-	365.00	-	9812	15/7/99	42.99	9.30	35.00	8.75	361.16	1.11
Purabi Insurance	100/50	-	-	-	-	96.00	-	-	-	-	-	9712	17/12/98	14.00	6.86	5.00	5.21	114.20	0.84
Reliance Insurance	100/50	-	-	-	-	318.00	-	-	-	380.00	-	9812	22/6/99	46.28	6.87	30.00	9.43	386.09	0.82
Rupali Insurance	100/20	-	-	-	-	175.00	-	-	-	180.00	-	9812	14/9/99	28.81	6.07	15.00	8.57	274.66	0.64
Sandhani Life Insurance	100/50	-	-	-	-	115.00	-	-	-	100.25	-	9712	10/12/98	-	-	5.00	4.35	100.00	1.15
United Insurance	100/10	-	-	-	-	221.25	-	-	-	-	-	9812	25/5/99	42.51	5.20	22.00	9.94	225.61	0.98

DEBENTURE

Name	Nature of Debenutre	Year of Float	Date of Maturity	Date of Conversion	Interest Due	FV/ML Tk/Nos	Day's Closing Price DSE Tk	Day's Closing Price CSE Tk
Aramit Cement	14%, 20% Convertible, 80% Redeemable	1998	September, 2008	September, 2000	Mar, Sep	2500/2	2,080.00	
BD Luggage	14%, 20% Convertible, 80% Redeemable	1996	September 5, 2003	September 5, 1998	Mar, Sep	1800/2		
BD Welding	15%, 20% Convertible, 80% Redeemable	1999	July 15, 2006		Jul, Jan	2500/2		
BD Zipper	14%, 20% Convertible, 80% Redeemable	1995	August 1, 2002	August 1, 1997	Feb, Aug	1400/2		
Beximco Denims	14%, 100% Redeemable	1995	July 10, 2005		Jan, Jul	1963/2		
Beximco Fisheries	14%, 100% Redeemable	1994	May 1, 2004		Jan, Jul	1928.55/1		
Beximco Infusion	17%, 100% Redeemable	1992	October 31, 2000		Oct, Apr	400/2		
Beximco Synthetics	14%, 100% Redeemable	1993	September 1, 2003		Mar, Sep	1426/2		
Beximco Textile	14%, 100% Redeemable	1995	July 1, 2005		Jan, Jul	1963/2		
Beximco Knitting	14%, 20% Convertible, 80% Redeemable	1994	July 1, 2004	July 1, 1995	Jan, Jul	1540/2		

NOTES

FI/ML	Face Value / Market Lots	Vol	: Volume	P/E (x)	: Price/Earning (Times)	Price/NAV(x)	: Price/Net Asset Value(Times)	Avg.	: Average	Nos : Numbers
TK/Nos	Taka/Number of Shares	EPS	Earning Per Share	DPS	: Dividend Per Share	Tkm	:Taka in Million	Prev.	: Previous	Chg. : Change

Prepared by The Daily Star in collaboration with Securities Consultants Limited