The Daily Star BUSINESS

DHAKA TUESDAY, NOVEMBER 30, 1999

STAR 50 Index

69.67

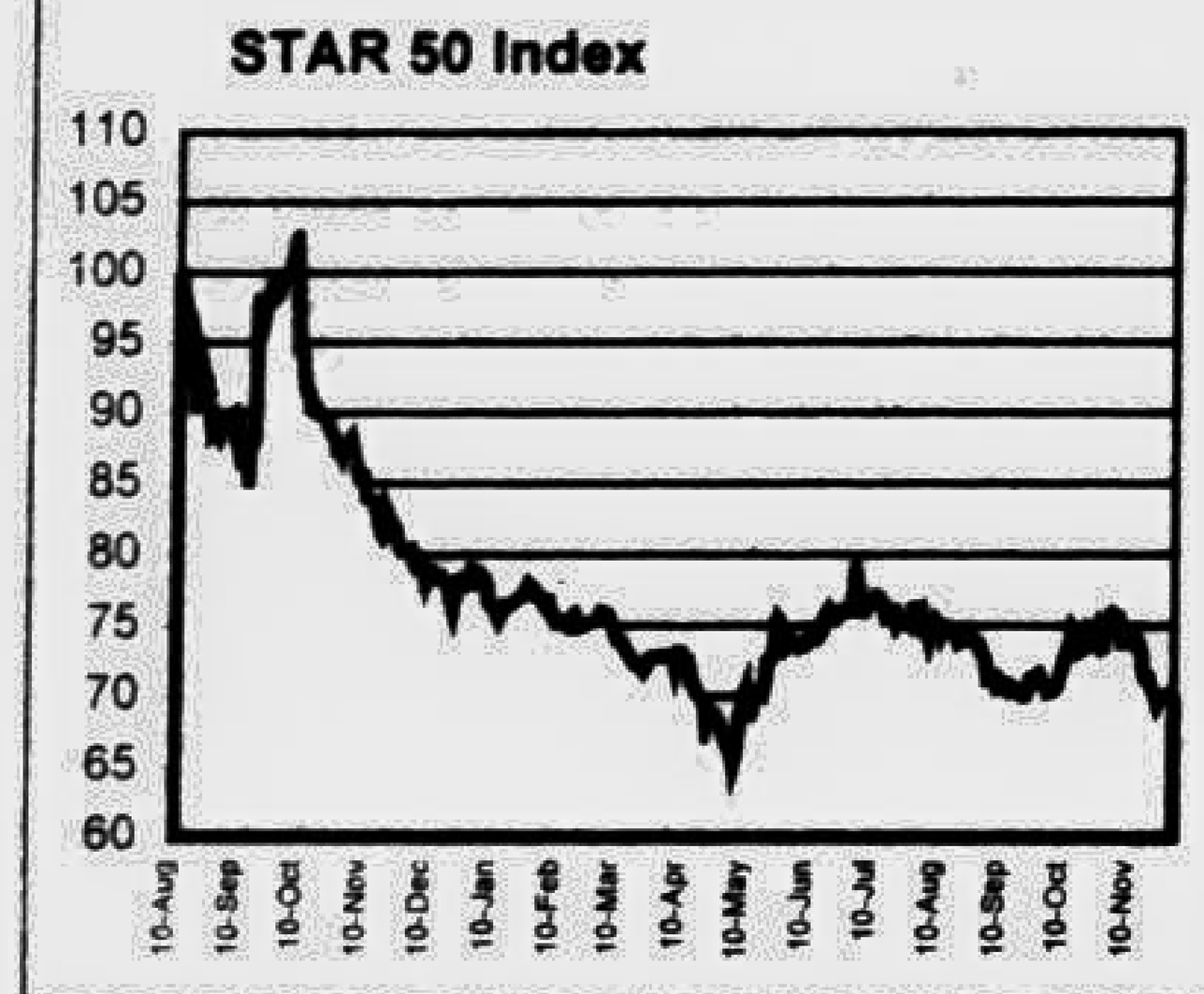



Fifty companies have been chosen for calculation of the **STAR 50 Index** based on their market capitalisation, liquidity, free float and corporate track record. The **Base Period** for the Index is **August 10, 1998**. The calculation has been done according to the widely used International Finance Corporation formula.

DSE All Share Price Index

494.36

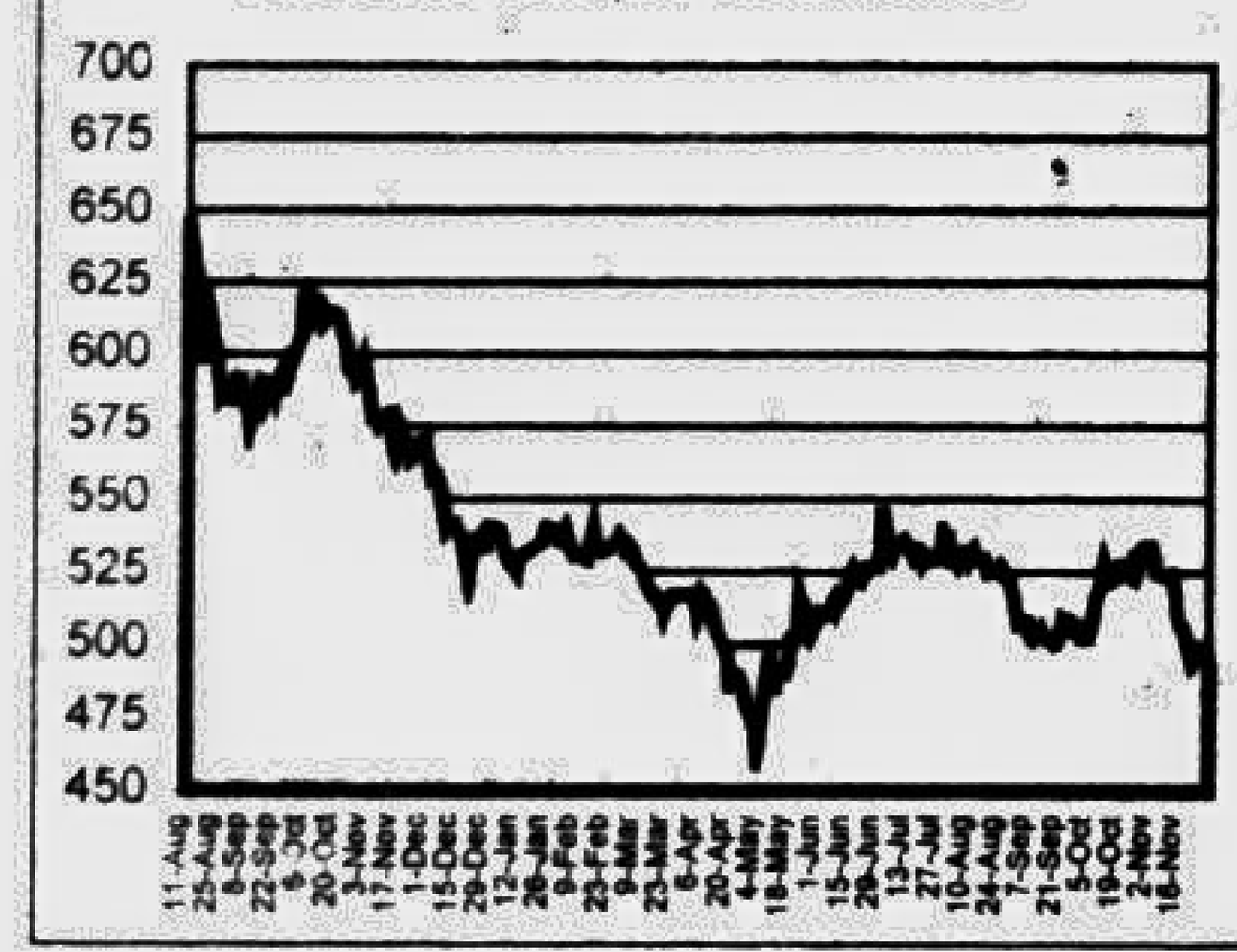



CSE All Share Price Index

208.81

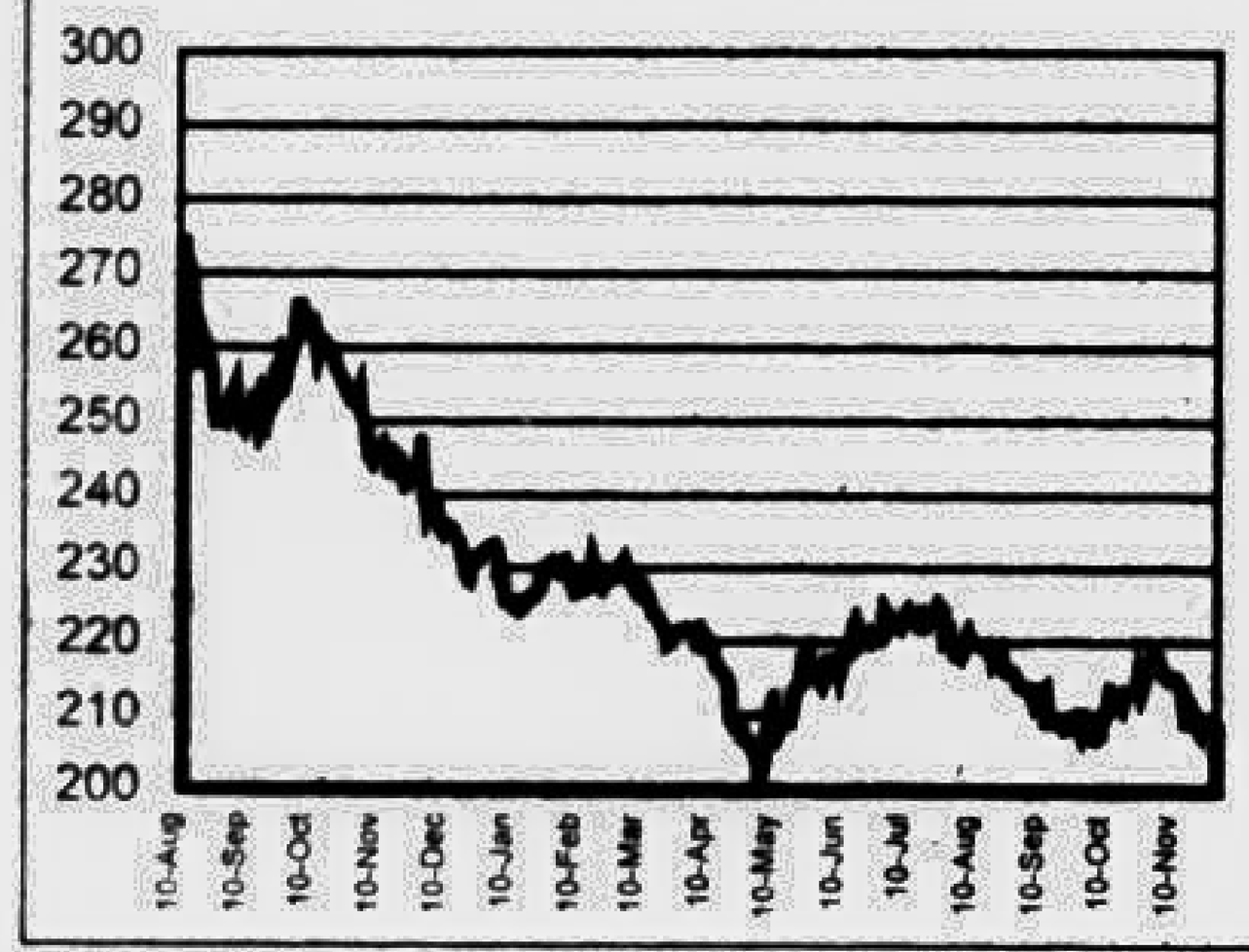



DAY'S MARKET
November 29, 1999

	DSE	CSE
All Share Price Index	494.36	208.81
Change in Index (pts)	(3.21)	(0.40)
Change in Index (%)	-0.65%	-0.19%
Market Capitalisation (cr Tk)	4,495.49	3,855.65
Market Capitalisation (mil US$)	936.56	803.26
Turnover Volume ('000)	2,541	820
Turnover Value (cr Tk)	10.48	2.97
No. of Issues Traded	155	24
No. of Issues Gained	35	7
No. of Issues Incurred Loss	105	13
No. of Issues Unchanged	15	4
Price Earning Ratio (x)	6.31	6.26
Dividend Yield (%)	8.53	8.82

DAY'S MARKET LEADERS

TURNOVER LEADERS

	DSE	Vol '000	Value Tkm		CSE	Vol '000	Value Tkm
1	Sinobangla	1,130	33.67	1	Sinobangla	657	20.17
2	Delta Millers	142	10.58	2	Aramit Ltd	117	6.20
3	Northern Jute	191	7.92	3	Ctg. Cement	2	1.63
4	Rahman Chemi	82	4.92	4	Delta Millers	13	0.99
5	Pharmaco	34	3.80	5	Ashraf Tex	14	0.15
6	Dhaka Fish	25	3.49	6	Sajib Knit	1	0.09
7	Ctg. Cement	3	2.79	7	Meghna Shrimp	1	0.05
8	Aramit Ltd	49	2.63	8	Chic Tex	6	0.04
9	Texpick Ind	17	2.51	9	Dynamic Tex	1	0.04
10	Bengal Fine	25	2.37	10	ACI	1	0.03

CAPITAL GAINERS

	DSE	Vol '000	Change %		CSE	Vol '000	Change %
1	UCBL	0.05	13.48	1	Sinobangla	657.00	4.78
2	Uttara Bank	0.01	10.00	2	Dhaka Fish	0.20	2.94
3	Texpick Ind	17.07	9.31	3	Sajib Knit	1.30	1.45
4	Monno Jute Staff	0.01	7.69	4	Chic Tex	6.00	1.37
5	Sinobangla	1,130.00	6.05	5	ACI	1.05	0.74
6	Metalex Corp	0.08	4.81	6	Bengal Biscuits	0.18	0.35
7	Green Delta	0.01	4.72	7	Ctg. Cement	1.77	0.05
8	Dhaka Fish	24.85	4.07	8	-	-	-
9	1st ICB M Fund	0.01	3.32	9	-	-	-
10	Apex Footwear	0.12	2.98	10	-	-	-

CAPITAL LOSERS

	DSE	Vol '000	Change %		CSE	Vol '000	Change %
1	Northern Jute	191.40	(17.37)	1	Raspit Food	2.00	(19.41)
2	Bengal Fine	24.55	(12.27)	2	Bengal Fine	0.25	(7.90)
3	Monno Jutex	0.01	(11.61)	3	Lexco Ltd	0.02	(6.90)
4	Pharma Aids	0.05	(7.55)	4	Ashraf Tex	13.70	(4.35)
5	Modern Ind	0.04	(7.25)	5	Delta Millers	13.20	(3.23)
6	Sreepur Tex	1.05	(6.74)	6	Aramit Ltd	117.05	(2.93)
7	Standard Cera	0.10	(6.68)	7	Dynamic Tex	1.00	(2.10)
8	Rahman Chemi	81.99	(6.61)	8	Apex Foods	0.01	(1.64)
9	BD Luggage	0.30	(6.59)	9	Apex Weaving	0.10	(1.12)
10	Meghna Vege	1.35	(6.46)	10	Shine Pukur	0.20	(1.06)

LEAGUE TABLE

Company Name	FV/ML	Market Performance: Dhaka Stock Exchange: Vol	Day's High	Day's Low	Day's Closing	Prev Closing	Net Chg	Chittagong Stock Exchange: Vol	Day's Closing	Prev Closing	Net Chg	AGM: Year End	Date	Financial Performance: EPS	P/E	DPS	Yield	NAV per Share	Price/NAV
	Tk/nos	nos	Tk	Tk	Tk	Tk	Tk	nos	Tk	Tk	Tk	YM	D/M/Y	Tk	x	Tk	%	Tk	x
Banks																			
Al-Arafa	1000/1	60	982.00	980.00	981.00	982.00	(1.00)	-	-	1,000.00	-	9812	23/8/99	210.82	4.65	150.00	15.29	1,220.00	0.80
Al Baraka Bank	1000/1	-	-	-	-	897.00	-	-	-	-	-	9812	16/9/99	(226.30)	-	-	-	1,129.00	0.79
Arab Bangladesh Bank	100/5	45	97.00	96.00	96.25	95.75	0.50	-	-	92.00	-	9712	12/9/98	24.08	4.01	10.00	10.39	177.92	0.54
City Bank	100/5	-	-	-	-	175.00	-	-	-	115.00	-	9712	14/12/98	55.66	3.14	-	-	264.45	0.66
Eastern Bank	100/20	-	-	-	-	114.00	-	-	-	-	-	9712	12/11/98	57.14	2.00	-	-	159.58	0.71
IDLC	100/20	-	-	-	-	420.00	-	-	-	455.00	-	9812	10/6/99	31.75	13.23	25.00	5.95	224.02	1.87
IFIC Bank	100/5	15	105.00	104.50	104.50	104.50	-	-	-	97.00	-	9612	5/7/99	23.34	4.48	-	-	196.22	0.53
Islami Bank	1000/1	6	2,114.00	2,100.00	2,106.25	2,109.75	(3.50)	-	-	2,050.00	-	9812	26/8/99	303.33	6.94	210.00	9.97	4,182.10	0.50
National Bank	100/20	140	62.00	61.50	61.50	62.00	(0.50)	-	-	70.50	-	9712	24/11/98	43.47	1.41	-	-	261.19	0.24
Pubali Bank	100/5	100	125.00	125.00	125.00	124.00	1.00	-	-	103.00	-	9712	29/11/98	262.14	0.48	-	-	323.20	0.39
Rupali Bank	100/10	-	-	-	-	67.25	-	-	-	80.00	-	9712	20/3/99	0.81	83.02	-	-	143.23	0.47
UCBL	100/5	45	68.00	63.25	65.25	57.50	7.75	-	-	75.00	-	9612	27/8/97	34.66	1.88	-	-	198.58	0.33
United Leasing	100/20	-	-	-	-	630.00	-	-	-	-	-	9812	20/5/99	63.07	9.99	25.00	3.97	402.91	1.56
Uttara Bank	100/5	10	77.00	77.00	77.00	70.00	7.00	-	-	-	-	9712	24/11/98	4.98	15.46	-	-	304.72	0.25
Uttara Finance	100/50	100	146.00	145.00	145.50	146.00	(0.50)	-	-	152.00	-	9812	22/6/99	15.59	9.33	15.00	10.31	106.71	1.36
Investment																			
1st BSRS MF	100/50	400	55.50	55.00	55.25	55.50	(0.25)	-	-	67.50	-	9612	-	-	-	-	-	100.00	0.55
1st ICB MF	100/5	5	1,050.00	1,050.00	1,050.00	1,016.25	33.75	-	-	1,050.00	-	9906	4/11/99	251.63	4.17	100.00	9.52	541.38	1.94
2nd ICB MF	100/5	-	-	-	-	320.00	-	-	-	425.00	-	9906	4/11/99	44.95	7.12	32.00	10.00	156.52	2.04
3rd ICB MF	100/5	-	-	-	-	310.00	-	-	-	282.00	-	9906	4/11/99	37.54	8.26	38.00	12.26	237.32	1.31
4th ICB MF	100/10	-	-	-	-	275.75	-	-	-	306.75	-	9906	4/11/99	42.36	6.51	35.00	12.69	178.01	1.55
5th ICB MF	100/10	310	177.00	175.00	175.25	175.25	-	-	-	300.00	-	9906	4/11/99	17.35	10.10	20.00	11.41	129.82	1.35
6th ICB MF	100/10	30	134.75	134.75	134.75	135.00	(0.25)	-	-	115.00	-	9906	4/11/99	8.45	15.95	15.00	11.13	125.55	1.07
7th ICB MF	100/50	-	-	-	-	112.25	-	-	-	106.00	-	9906	4/11/99	13.11	8.56	13.00	11.58	118.53	0.95
8th ICB MF	100/50	450	109.00	108.00	108.50	108.00	0.50	-	-	106.00	-	9906	4/11/99	13.21	8.21	12.00	11.06	117.81	0.92
ICB	100/5	-	-	-	-	164.00	-	-	-	175.00	-	9906	4/11/99	21.61	7.59	7.00	4.27	297.35	0.55
Engineering																			
Aftab Automobile	100/5	20	168.50	168.50	168.50	170.00	(1.50)	-	-	163.25	-	9808	17/12/98	27.55	6.12	16.00	9.50	237.80	0.71
Anwar Galvanizing	100/50	350	139.00	138.00	138.50	138.25	0.25	-	-	144.00	-	9806	28/4/99	2.16	64.12	15.00	10.83	113.00	1.23
Atlas Bangladesh	10/50	200	137.00	135.00	135.70	137.30	(1.60)	-	-	-	-	9806	24/12/98	23.77	5.71	5.00	3.68	78.70	1.72
Aziz Pipe	100/5	725	535.00	524.00	529.50	524.75	4.75	-	-	500.00	-	9812	26/8/99	45.83	11.55	30.00	5.67	562.70	0.94
BD Autocars	100/5	370	73.00	71.75	72.00	72.50	(0.50)	-	-	73.75	-	9706	30/12/97	11.69	6.16	-	-	130.72	0.55
BD Lamps	100/5	160	582.00	556.00	568.00	571.00	(3.00)	-	-	468.00	-	9812	16/9/99	24.62	23.07	20.00	3.52	248.51	2.29
BEMCO	100/10	150	89.50	88.75	89.00	89.25	(0.25)	-	-	-	-	9712	30/12/98	(30.96)	-	-	-	76.67	1.16
Bengal Steel	10/50	-	-	-	-	1,113.70	-	-	-	-	-	9812	25/9/99	(1.23)	-	-	-	(81.47)	-
Eastern Cables	100/5	190	89.00	88.50	88.75	88.50	0.25	-	-	89.00	-	9806	24/6/99	7.57	11.72	12.00	13.52	168.73	0.53
Karim Pipe	100/5	150	76.00	75.50	75.75	78.25	(2.50)	-	-	-	-	9712	24/12/98	(22.77)	-	-	-	58.60	1.29
Kay & Que	100/50	1,450	121.25	118.25	119.00	122.00	(3.00)	-	-	140.00	-	9812	30/9/99	(10.94)	-	-	-	110.70	1.07
Metalex Corp	100/5	80	121.75	119.00	119.75	114.25	5.50	-	-	-	-	9506	24/4/96	(562.54)	-	-	-	(3,101.00)	-
Monno Jute Staffer	100/5	5	280.00	280.00	280.00	260.00	20.00	-	-	-	-	9712	1/12/98	22.69	12.34	20.00	7.14	228.48	1.23
Monno Jutex	100/5	10	710.00	660.00	685.00	775.00	(90.00)	-	-	-	-	9806	2/12/98	136.91	5.00	75.00	10.95	689.99	0.99
National Tubes	100/10	250	570.00	519.00	524.00	535.00	(11.00)	-	-	-	-	9806	21/4/99	108.33	4.84	30.00	5.73	(11.28)	-
Olympic Industries	100/5	720	99.50	97.50	97.75	97.50	0.25	-	-	98.50	-	9703	22/12/97	19.22	5.09	20.00	20.46	184.61	0.53
Quasem Drycell	10/50	8,100	13.50	13.40	13.40	13.50	(0.10)	2,100	13.50	13.60	(0.10)	9806	10/12/98	1.77	7.57	2.00	14.93	26.33	0.51
Rangpur Foundry	10/500	24,000	13.50	13.20	13.20	13.50	(0.30)	500	13.50	13.50	-	9809	-	1.32	10.00	-	-	12.88	1.02
Renwick Jajnes	100/5	3,580	100.75	96.00	99.00	96.25	2.75	-	-	-	-	9806	31/12/98	(15.46)	-	-	-	(21.96)	-
Singer Bangladesh	100/5	745	1,225.00	1,182.00	1,193.50	1,267.50	(74.00)	-	-	-	-	9902	19/5/99	91.99	12.97	100.00	8.38	156.05	7.65
Thai Aluminum	100/10	300	284.00	275.00	277.25	275.00	2.25	-	-	295.00	-	9812	16/9/99	22.39	12.38	20.00	7.21	147.48	1.88
Wonderland Toys	100/50	13,050	61.75	57.25	57.75	59.00	(1.25)	-	-	58.75	-	9806	9/12/98	(11.25)	-	-	-	87.77	0.66
Food & Allied																			
AB Biscuit	100/5	-	-	-	-	165.00	-	-	-	-	-	9506	30/12/95	(26.78)	-	-	-	238.76	0.69
Alpha Tobacco	10/50	3,050	68.50	66.00	68.10	66.30	1.80	-	-	58.20	-	9810	9/4/99	7.32	9.30	5.25	7.71	77.96	0.87
Amam Sea Food	100/5	10	251.00	251.00	251.00	252.00	(1.00)	-	-	-	-	9806	7/12/98	(18.37)	-	-	-	1.03	243.69
AMCL (Pran)	100/10	300	265.50	260.50	263.00	268.25	(5.25)	-	-	262.50	-	9806	15/12/98	39.44	6.67	20.00	7.60	217.85	1.21
Apex Food	100/5	185	310.00	305.50	306.75	307.75	(1.00)	10	300.00	305.00	(5.00)	9906	29/11/99	(50.16)	-	-	-	626.66	0.49
Bangas	100/5	25	165.00	151.25	154.00	158.75	(4.75)	-	-	-	-	9806	18/12/98	15.91	9.68	15.00	9.74	146.30	1.05
BD Plantation	100/5	-	-	-	-	590.00	-	-	-	-	-	9806	15/12/98	23.83	24.76	-	-	255.05	2.31
Bengal Biscuit	100/20	2,980	70.25	69.00	69.00	70.25	(1.25)	180	71.25	71.00	0.25	9806	28/6/99	4.97	13.88	-	-	239.29	0.29
Beximco Fisheries	100/20	400	70.00	69.00	69.00	70.00	(1.00)	-	-	70.25	-	9712	19/11/98	18.53	3.72	20.00	28.99	132.82	0.52
BLTC	100/5	-	-	-	-	917.25	-	-	-	-	-	9812	29/8/99	44.40	20.66	30.00	3.27	1,498.90	0.61
BATBC	10/50	600	104.00	103.00	103.10	104.00	(0.90)	-	-	115.00	-	9812	17/5/99	12.59	8.19	9.00	8.73	39.22	2.63
Chittagong Vegetable	100/10	-	-	-	-	85.25	-	-	-	86.25	-	9806	30/12/98	(5.22)	-	-	-	226.32	0.38
Dhaka Fisheries	100/50	24,850	142.75	137.50	140.50	135.00	5.50	200	140.00	136.00	4.00	9806	17/12/98	4.21	33.37	-	-	117.01	1.20
Dhaka Vegetable	100/5	640	45.00	44.00	44.25	45.25	(1.00)	-	-	-	-	9506	10/9/97	(5.33)	-	-	-	108.80	0.41
EL Camelia	100/5	-	-	-	-	1,850.00	-	-	-	-	-	9812	18/9/99	118.32	15.64	-	-	(61.68)	-
Gachihata	100/50	1,250	41.50	40.75	41.00	42.00	(1.00)	-	-	42.00	-	9804	30/11/98	6.59	6.22	-	-	139.32	0.29
Gemini Sea Food	100/5	-	-	-	-	143.50	-	-	-	-	-	9809	12/12/98	12.87	11.15	10.00	6.97	(245.80)	-
Gulf Foods	100/50	3,350	134.00	132.00	132.50	132.75	(0.25)	-	-	139.00	-	9806	28/12/98	0.38	348.68	-	-	100.89	1.31
Hill Plantation	100/5	-	-	-	-	720.00	-	-	-	-	-	9806	15/12/98	134.73	5.34	15.00	2.08	430.72	1.67
Meghna Shrimp	100/20	11,020	98.50	96.50	97.00	98.00	(1.00)	500	99.00	99.25	(0.25)	9712	29/12/98	12.50	7.76	10.00	10.31	114.80	0.84
Meghna Vegetable Oil	100/50	1,350	79.00	75.00	76.00	81.25	(5.25)	-	-	85.00	-	9806	30/12/98	16.04	4.74	15.00	19.74	175.56	0.43
Modern Industries	100/5	40	89.50	89.50	89.50	96.50	(7.00)	-	-	-	-	9812	15/5/99	(15.43)	-	-	-	35.43	2.53
Mona Food	100/50	19,100	89.50	87.75	87.75	87.75	-	-	-	88.00	-	9806	29/12/98	6.71	13.08	5.00	5.70	109.24	0.80
NTC	100/5	10	606.00	606.00	606.00	600.25	5.75	-	-	442.75	-	9812	21/4/99	68.57	8.84	32.00	5.28	454.08	1.33
Rabeya Flour	10/50	-	-	-	-	8.10	-	-	-	-	-	9812	16/9/99	1.28	6.33	-	-	9.21	0.88
Rahima Food Corp.	100/50	1,050	44.25	43.75	43.75	45.00	(1.25)	-	-	43.50	-	9806	27/12/98	1.81	24.17	5.00	11.43	114.45	0.38
Raspit Food	10/500	87,500	14.30	14.10	14.10	14.30	(0.20)	2,000	13.70	17.00	(3.30)	9612	30/10/97	1.18	11.95	-	-	10.16	1.39
Rupon Oil	10/100	-	-	-	-	16.00	-	-	-	14.00	-	9706	12/8/98	0.11	145.45	-	-	32.14	0.50
Shyampur Sugar Mills	10/100	33,400	8.70	8.40	8.40	8.50	(0.10)	-	-	-	-	9806	24/6/99	(75.75)	-	-	-	10.00	0.84
Tripti Industries	100/5	495	63.00	62.50	62.75	63.25	(0.50)	-	-	64.00	-	9808	-	4.74	13.24	10.00	15.94	110.00	0.57
Tulip Dairy	100/5	8,200	167.00	158.00	159.00	166.50	(7.50)	-	-	-	-	9306	30/3/95	(35.14)	-	-	-	53.99	2.94
Yousuf Flour	10/50	-	-	-	-	-	-	-	-	-	-	9806	29/12/98	0.16	-	-	-	10.29	-
Zeal Bangla	10/50	38,300	7.20	7.00	7.00	7.20	(0.20)	-	-	-	-	9806	10/10/99	(2.72)	-	-	-	10.85	0.65
Fuel & Power																			
BD Welding	10/500	-	-	-	-	13.40	-	-	-	13.40	-	9812	-	0.31	43.23	-	-	13.70	0.98
BOC	10/50	450	97.30	97.00	97.20	97.00	0.20	-	-	95.70	-	9808	1/2/99	7.79	12.48	3.80	3.91	48.08	2.02
Eastern Lubricant	10/50	-	-	-	-	160.00	-	-	-	-	-	9806	18/3/99	5.64	28.37	3.50	2.19	42.42	3.77
National Oxyg.	100/10	360	65.75	63.25	65.00	67.00	(2.00)	-	-	73.00	-	9606	30/6/97	(1,110.86)	-	-	-	(337.60)	-
Padma Oil	10/50	-	-	-	-	130.00	-	-	-	135.00	-	9806	21/3/99	16.55	7.85	4.50	3.46	80.57	1.61
Jute																			
Ahad Jute	100/10	-	-	-	-	-	-	-	-	-	-	9806	28/12/98	(6.74)	-	-	-	103.64	-
Islam Jute	100/5	20	106.00	106.00	106.00	106.00	-	-	-	-	-	9806	10/12/98	40.02	2.65	-	-	1,164.00	0.09
Jute Spinners	100/5	-	-	-	-	128.00	-	-	-	-	-	9806	31/3/99	29.55	4.33	15.00	11.72	724.38	0.18
Mutual Jute	100/5	-	-	-	-	143.00	-	-	-	-	-	9806	27/12/98	25.35	5.64	15.00	10.49	190.21	0.75
Northern Jute	10/200	191,400	55.90	41.00	41.40	50.10	(8.70)	-	-	-	-	9806	10/12/98	(1.69)	-	-	-	14.63	2.83
Saleh Carpet	10/200	38,400	4.70	4.50	4.50	4.60	(0.10)	-	-	-	-	9612	22/12/97	(12.81)	-	-	-	(104.30)	-
Sonali Ansh	100/5	-	-	-	-	199.50	-	-	-	-	-	9806	31/12/98	72.22	2.76	-	-	195.56	1.02
Textile																			
Al-Haj Textile	10/50	-	-	-	-	-	-	-	-	-	-	9806	17/12/98	2.66	-	10.00	-	12.54	-
Alltex Industries	100/50	3,150	44.25	43.00	43.75	44.50	(0.75)	-	-	44.75	-	9806	17/12/98	11.87	3.69	-	-	122.81	0.36
Anlima Yarn Dyeing	100/50	350	100.00	99.00	99.50	101.25	(1.75)	-	-	99.00	-	9806	30/12/98	15.26	6.52	10.00	10.05	105.24	0.95
Apex Spinning	100/20	20	96.50	96.50	96.50	96.50	-	-	-	101.00	-	9903	29/11/99	25.78	3.74	10.00	3.35	168.35	0.57

LEAGUE TABLE

Company Name	FV/ML	Market Performance: Dhaka Stock Exchange: Vol	Day's High	Day's Low	Day's Closing	Prev Closing	Net Chg	Chittagong Stock Exchange: Vol	Day's Closing	Prev Closing	Net Chg	AGM: Year End	Date	Financial Performance: EPS	P/E	DPS	Yield	NAV per Share	Price/NAV
	Tk/nos	nos	Tk	Tk	Tk	Tk	Tk	nos	Tk	Tk	Tk	YM	D/M/Y	Tk	x	Tk	%	Tk	x
Apex Weaving	100/50	4,400	45.25	43.50	44.50	44.25	0.25	100	44.25	44.75	(0.50)	9806	10/12/98	(7.32)	-	-	-	90.54	0.49
Arbee Textile	100/10	-	-	-	-	81.00	-	-	-	-	-	9812	30/6/99	(55.78)	-	-	-	(134.70)	-
Ashraf Textile	10/50	134,200	11.30	10.60	10.80	11.40	(0.60)	13,700	11.00	11.50	(0.50)	9806	14/6/99	(5.38)	-	-	-	30.08	0.36
BD Dyeing	100/20	-	-	-	-	100.00	-	-	-	111.00	-	9612	27/9/97	45.93	2.18	15.00	15.00	158.99	0.63
BD Zipper	100/50	1,550	83.25	82.00	82.50	83.25	(0.75)	100	84.00	84.00	-	9806	17/12/98	17.85	4.62	11.00	13.33	110.15	0.75
Beximco Denims	100/50	400	150.00	148.50	149.00	150.50	(1.50)	-	-	150.25	-	9812	25/11/99	45.78	3.25	5.00	3.36	155.83	0.96
Beximco Knitting	100/20	460	100.00	97.00	98.25	100.25	(2.00)	-	-	101.00	-	9712	15/11/98	29.60	3.32	20.00	20.36	116.51	0.84
Beximco Textile	100/50	400	102.00	101.50	101.50	101.75	(0.25)	-	-	103.00	-	9812	27/11/99	28.15	3.61	5.00	4.93	130.95	0.78
Chic Tex	10/500	69,500	7.40	7.30	7.30	7.40	(0.10)	6,000	7.40	7.30	0.10	9806	17/12/98	0.24	30.42	0.50	6.85	10.27	0.71
CMC-Kamal	100/50	-	-	-	-	69.00	-	-	-	70.00	-	9812	8/4/99	5.10	13.53	5.00	7.25	100.10	0.69
Dandy Dyeing	100/50	900	61.50	60.25	60.50	60.75	(0.25)	-	-	-	-	9812	15/9/99	(38.78)	-	-	-	100.00	0.61
Delta Millers	100/20	141,540	81.75	74.75	74.75	77.50	(2.75)	13,200	75.00	77.50	(2.50)	9806	30/12/98	1.94	38.53	-	-	118.80	0.63
Desh Garments	100/10	-	-	-	-	80.00	-	-	-	-	-	9806	2/12/98	7.96	10.05	-	-	106.20	0.75
Dulamia Cotton	100/10	100	41.50	41.50	41.50	41.50	-	-	-	45.00	-	9806	31/12/98	(67.33)	-	-	-	106.24	0.39
Dynamic Textile	100/20	32,440	35.50	35.00	35.00	35.25	(0.25)	1,000	35.00	35.75	(0.75)	9609	7/9/97	(7.18)	-	-	-	104.83	0.33
Eagle Star Textile	10/50	13,400	8.70	8.40	8.40	8.70	(0.30)	200	8.80	8.80	-	9806	23/12/98	0.54	15.56	-	-	20.52	0.41
GEM Knitwear	100/50	3,050	118.50	114.00	115.00	116.75	(1.75)	-	-	124.50	-	9812	-	-	-	-	-	100.00	1.15
GMG Industrial Corp.	10/50	-	-	-	-	22.50	-	-	-	106.00	-	9806	31/12/98	(10.32)	-	-	-	(51.32)	-
HR Textile	100/50	100	64.25	64.25	64.25	65.00	(0.75)	-	-	65.00	-	9709	29/12/97	8.17	7.86	12.50	19.46	130.94	0.49
M. Hossain Garments	100/50	11,850	52.75	50.75	50.75	52.25	(1.50)	-	-	56.50	-	9806	24/12/97	5.20	9.76	15.00	29.56	116.99	0.43
Mita Textile	100/20	2,240	49.75	47.25	47.75	49.75	(2.00)	-	-	49.50	-	9806	7/12/98	3.68	12.98	5.00	10.47	116.11	0.41
Mithun Knitting	100/20	-	-	-	-	70.25	-	-	-	-	-	9806	18/12/98	6.19	11.35	12.00	17.08	118.04	0.60
Modern Dyeing	100/5	-	-	-	-	109.75	-	-	-	-	-	9806	17/12/98	2.34	46.90	5.00	4.56	102.35	1.07
Monno Fabrics	100/50	12,400	75.00	72.75	73.25	74.00	(0.75)	-	-	73.75	-	9712	10/12/98	-	-	-	-	135.22	0.54
Padma Textile	100/20	500	150.00	147.00	149.25	148.50	0.75	-	-	180.50	-	9812	27/11/99	53.83	2.77	5.00	3.35	263.27	0.57
Prime Textile	100/50	1,150	49.25	47.50	48.25	48.50	(0.25)	-	-	50.00	-	9806	20/3/99	(30.69)	-	-	-	290.99	0.17
Quasem Silk	10/100	24,600	14.90	14.60	14.60	14.80	(0.20)	-	-	-	-	9809	17/6/99	0.30	48.67	-	-	37.10	0.39
Quasem Textile	10/50	10,700	12.70	12.30	12.30	12.70	(0.40)	-	-	-	-	9809	17/6/99	(4.90)	-	-	-	12.00	1.03
Rahim Textile	100/5	235	85.00	75.25	80.00	78.00	2.00	-	-	-	-	9806	24/3/99	(13.54)	-	-	-	(28.17)	-
Saiham Textile	100/10	20	88.50	88.50	88.50	89.25	(0.75)	-	-	88.50	-	9806	19/11/98	21.60	4.10	10.00	11.30	120.17	0.74
Sajib Knitwear	100/50	1,700	70.00	69.25	69.25	70.00	(0.75)	1,300	70.00	69.00	1.00	9806	17/12/98	5.09	13.61	5.00	7.22	102.65	0.67
Sonargaon Textile	100/50	-	-	-	-	77.75	-	-	-	90.00	-	9712	29/9/98	17.83	4.36	8.00	10.29	136.76	0.57
Sreepur Textile	100/50	1,050	47.00	44.00	45.00	48.25	(3.25)	-	-	48.25	-	9812	25/9/99	(5.94)	-	-	-	100.03	0.45
STM	100/5	-	-	-	-	93.50	-	-	-	-	-	9712	29/9/98	(27.53)	-	-	-	(226.50)	-
Stylecraft	100/5	-	-	-	-	1,300.00	-	-	-	-	-	9903	11/11/99	232.86	5.58	22.50	1.73	1,009.60	1.29
Tallu Spinning	100/10	-	-	-	-	76.00	-	-	-	-	-	9806	18/12/98	6.02	12.62	-	-	123.41	0.62
Tamijuddin Textile	100/10	350	39.25	39.00	39.00	40.75	(1.75)	-	-	46.25	-	9706	24/12/97	(7.74)	-	-	-	81.92	0.48
Pharma & Chemical																			
ACI	10/50	3,200	27.00	26.90	26.90	26.90	-	1,050	27.10	26.90	0.20	9812	20/5/99	3.26	8.25	2.50	9.29	30.87	0.87
Ambee Pharma	10/50	550	32.90	32.50	32.70	32.80	(0.10)	-	-	33.40	-	9812	9/9/99	1.04	31.44	1.00	3.06	11.51	2.84
Bangla Process	100/5	-	-	-	-	112.75	-	-	-	-	-	9806	19/12/98	10.87	10.37	-	-	62.21	1.81
BCIL	100/10	610	83.00	81.75	82.00	84.25	(2.25)	-	-	82.00	-	9806	17/12/98	12.85	6.38	10.00	12.20	146.68	0.56
Beximco Infusions	100/10	20	235.00	225.00	230.00	224.25	5.75	-	-	280.00	-	9712	15/11/98	45.80	5.02	25.00	10.87	160.03	1.44
Beximco Pharma	10/50	8,350	29.90	29.70	29.70	29.90	(0.20)	-	-	30.00	-	9712	10/12/98	8.25	3.60	3.00	10.10	64.37	0.46
Beximco Synthetics	100/20	3,500	115.25	114.25	114.50	114.25	0.25	-	-	118.50	-	9712	19/11/98	34.19	3.35	25.00	21.83	127.61	0.90
Glaxo Bangladesh	10/50	-	-	-	-	137.80	-	-	-	-	-	9812	20/5/99	6.56	21.01	3.00	2.18	45.60	3.02
Imam Button	100/50	5,900	88.00	87.00	87.75	88.00	(0.25)	-	-	88.50	-	9806	30/12/98	7.37	11.91	5.00	5.70	100.47	0.87
JH Chemical	100/50	2,000	110.50	108.00	108.50	111.50	(3.00)	-	-	111.00	-	9712	-	-	-	-	-	100.00	1.09
Kohinoor Chemicals	100/5	70	70.00	70.00	70.00	70.25	(0.25)	-	-	85.00	-	9406	27/2/95	(7.77)	-	-	-	(270.20)	-
Libra Pharma	100/20	-	-	-	-	240.00	-	-	-	250.50	-	9806	17/12/98	37.04	6.48	22.00	9.17	268.09	0.90
National Polymer	100/10	30	157.00	156.00	156.25	157.25	(1.00)	-	-	155.00	-	9706	29/9/97	38.82	4.02	20.00	12.80	169.44	0.92
Orion Infusion	100/20	-	-	-	-	40.75	-	-	-	34.43	-	9606	3/2/97	8.09	5.04	17.00	41.72	102.38	0.40
Perfume Chemical	100/50	5,550	60.00	56.50	56.75	58.75	(2.00)	-	-	58.50	-	9806	30/4/98	1.62	35.03	-	-	108.11	0.52
Petro Synthetic	10/50	2,300	19.00	18.50	18.80	18.60	0.20	-	-	-	-	9812	30/9/99	(15.71)	-	-	-	(70.29)	-
Pharma Aids	100/5	50	120.00	115.00	116.25	125.75	(9.50)	-	-	-	-	9806	27/12/98	(2.83)	-	-	-	114.78	1.01
Pharmaco	100/5	33,720	126.00	110.25	112.75	118.25	(5.50)	-	-	-	-	9806	31/3/99	3.55	31.76	-	-	61.34	1.84
Rahman Chemicals	100/10	81,990	70.00	58.25	60.00	64.25	(4.25)	-	-	-	-	9812	30/9/99	(1.98)	-	-	-	100.00	0.60
Reckitt & Colman	10/50	-	-	-	-	69.40	-	-	-	69.30	-	9901	17/5/99	5.15	13.48	3.00	4.32	28.54	2.43
Renata	100/5	-	-	-	-	462.00	-	-	-	-	-	9812	16/6/99	45.77	10.09	25.00	5.41	635.89	0.73
Square Pharma	100/20	580	645.00	643.00	643.50	641.00	2.50	-	-	637.50	-	9903	21/10/99	146.48	4.39	55.00	8.55	768.97	0.84
TBL	100/5	1,250	81.00	76.75	78.50	78.00	0.50	-	-	87.00	-	9812	30/9/99	(306.24)	-	-	-	(792.50)	-
The Ibnsina	100/10	-	-	-	-	171.25	-	-	-	168.00	-	9806	6/2/99	20.54	8.34	17.00	9.93	111.39	1.54
Wata Chemicals	100/20	-	-	-	-	160.00	-	-	-	180.00	-	9812	21/7/99	7.00	22.86	12.50	7.81	184.18	0.87
Paper & Printing																			
Azadi Printers	100/10	-	-	-	-	90.00	-	-	-	77.75	-	9806	19/12/98	(1.55)	-	-	-	(388.60)	-
Eagle Box	10/50	600	38.10	35.10	37.30	37.80	(0.50)	-	-	-	-	9806	9/11/98	(36.11)	-	-	-	(218.70)	-
MAQ Enterprises	100/50	100	47.00	46.75	46.75	47.00	(0.25)	-	-	43.00	-	9612	-	12.24	3.82	-	-	126.94	0.37
MAQ Paper	100/20	20	90.00	90.00	90.00	89.50	0.50	-	-	90.00	-	9712	20/9/98	18.47	4.87	10.00	11.11	123.04	0.73
Monospool Paper	100/5	3,580	144.00	130.00	137.75	140.25	(2.50)	-	-	179.50	-	9806	15/9/98	1.88	73.27	-	-	178.33	0.77
Padma Printers	10/50	48,300	17.90	17.00	17.10	17.50	(0.40)	-	-	23.30	-	9612	23/12/96	-	-	-	-	10.00	1.71
Paper Process	100/10	16,690	78.50	75.75	76.00	76.75	(0.75)	-	-	-	-	9712	15/9/98	2.38	31.93	-	-	86.45	0.88
Sonali Paper	10/50	-	-	-	-	14.80	-	-	-	17.20	-	9606	30/12/96	1.07	13.83	1.50	10.14	10.19	1.45
Services & Real Estate																			
BD Hotel	10/50	-	-	-	-	-	-	-	-	-	-	9812	23/9/99	6.63	-	3.50	-	31.27	-
BD Services	10/50	-	-	-	-	-	-	-	-	-	-	9712	24/12/98	12.22	-	1.00	-	37.10	-
Eastern Housing	100/20	2,320	110.00	108.00	108.25	109.50	(1.25)	-	-	109.25	-	9807	27/12/98	20.05	5.40	16.00	14.78	126.72	0.85
Samorita Hospital	100/50	4,750	141.00	140.50	140.50	140.75	(0.25)	-	-	140.50	-	9806	19/7/99	3.76	37.37	12.00	8.54	146.02	0.96
Shine Pukur Holdings	100/50	2,100	46.75	46.25	46.25	47.00	(0.75)	200	46.75	47.25	(0.50)	9712	10/12/98	11.05	4.19	10.00	21.62	104.55	0.44
Miscellaneous																			
Apex Footwear	100/20	120	173.00	172.75	172.75	167.75	5.00	-	-	161.50	-	9812	15/4/99	2.78	62.14	-	-	210.02	0.82
Apex Tannery	100/10	810	145.00	140.00	141.25	143.50	(2.25)	-	-	142.50	-	9806	26/11/98	16.96	8.33	25.00	17.70	405.94	0.35
Aramit	10/50	48,650	54.90	53.70	54.10	55.10	(1.00)	117,050	53.00	54.60	(1.60)	9812	30/10/99	3.26	16.60	2.50	4.62	26.55	2.04
Aramit Cement	100/50	4,950	109.50	107.25	108.25	107.00	1.25	250	108.75	108.75	-	9812	30/10/99	-	-	-	-	100.00	1.08
Bata Shoe	10/100	1,600	99.90	97.00	98.50	99.20	(0.70)	-	-	-	-	9812	3/6/99	8.29	11.88	8.00	8.12	32.66	3.02
BD Luggage	100/50	300	43.00	42.25	42.50	45.50	(3.00)	-	-	44.75	-	9606	-	-	-	-	-	100.00	0.43
Bengal Fine Ceramic	100/50	24,550	109.00	95.25	96.50	110.00	(13.50)	250	102.00	110.75	(8.75)	9806	17/12/98	10.51	9.18	10.00	10.36	100.51	0.96
BEXIMCO	10/100	5,500	33.10	32.70	32.90	33.00	(0.10)	-	-	32.60	-	9812	25/11/99	6.73	4.89	1.00	3.04	33.57	0.98
BSC	100/5	10	74.00	68.00	71.00	75.25	(4.25)	-	-	6.25	-	9806	7/4/99	(48.54)	-	-	-	(575.90)	-
Chittagong Cement	100/5	3,095	918.00	896.00	900.25	895.75	4.50	1,770	919.50	919.00	0.50	9806	15/4/99	53.29	16.89	40.00	4.44	137.57	6.54
Confidence Cement	100/20	1,100	220.00	218.25	219.25	219.50	(0.25)	-	-	220.50	-	9806	17/2/99	50.98	4.30	25.00	11.40	250.33	0.88
Excelsior Shoes	100/50	2,000	39.25	38.75	38.75	39.25	(0.50)	-	-	39.50	-	9809	27/9/99	(11.37)	-	-	-	121.58	0.32
Fu-Wang Ceramic	100/50	4,550	137.00	132.00	132.25	136.00	(3.75)	-	-	144.00	-	9806	17/12/98	3.73	35.46	5.00	3.78	104.37	1.27
GQ Ball Pen	10/50	200	80.00	80.00	80.00	81.00	(1.00)	-	-	78.00	-	9812	23/8/99	9.41	8.50	3.80	4.75	104.72	0.76
Highspeed Ship	100/5	-	-	-	-	61.00	-	-	-	-	-	9806	25/3/99	(11.36)	-	-	-	(295.20)	-
Himadri	10/100	-	-	-	-	6.60	-	-	-	-	-	9812	21/9/99	0.71	9.30	-	-	7.90	0.84
Lexco	100/10	220	132.00	128.00	130.00	134.50	(4.50)	20	135.00	145.00	(10.00)	9812	9/9/99	10.41	12.49	10.00	7.69	550.88	0.24
Mark BD Shilpa & Engg.	100/50	1,550	45.75	43.00	44.25	45.25	(1.00)	-	-	43.75	-	9706	29/12/97	13.54	3.27	11.00	24.86	218.88	0.20
Meghna Cement	100/50	650	139.00	136.75	137.25	138.00	(0.75)	-	-	134.75	-	9812	28/9/99	19.88	6.90	10.00	7.29	118.49	1.16
Monno Ceramic	100/5	50	350.00	345.00	347.00	346.25	0.75	-	-	360.00	-	9806	10/12/98	34.35	10.10	35.00	10.09	239.34	1.45
Niloy Cement	100/50	950	107.00	104.75	105.25	104.75	0.50	-	-	101.75	-	9806	17/12/98	0.95	110.79	-	-	100.62	1.05
Paragon Leather	100/50	4,950	51.00	50.50	50.75	50.75	-	-	-	51.00	-	9806	26/5/99	8.00	6.34	10.00	19.70	111.73	0.45
Phoenix Leather	100/5	-	-	-	-	260.00	-	-	-	-	-	9706	21/10/99	(439.05)	-	-	-	(426.20)	-
Rose Heaven Ball Pen	10/500	3,500	14.40	14.40	14.40	14.60	(0.20)	500	14.50	14.60	(0.10)	9806	19/12/98	1.13	12.74	1.00	6.94	16.52	0.87
Samata Leather	100/50	8,500	77.25	76.00	76.00	76.50	(0.50)	-	-	76.75	-	9906	31/10/99	3.80	20.00	7.00	9.21	178.11	0.43
Savar Refractories	100/5	1,450	110.00	108.25	108.75	109.25	(0.50)	-	-	-	-	9806	25/3/99	0.43	252.91	-	-	100.97	1.08
Sinobangla Industries	10/500	1,130,000	31.00	28.20	29.80	28.10	1.70	657,000	30.70	29.30	1.40	9806	-	0.22	135.45	-	-	10.22	2.92
Standard Ceramic	100/50	100	107.75	102.00	104.75	112.25	(7.50)	-	-	120.00	-	9806	7/7/99	(23.28)	-	7.50	7.16	192.45	0.54
Texpick Industries	100/10	17,070	150.00	134.25	146.75	134.25	12.50	-	-	-	-	9706	24/12/97	1.24	118.35	-	-	128.69	1.14
The Engineers	100/5	-	-	-	-	101.00	-	-	-	-	-	9708	19/12/98	64.53	1.57	10.00	9.90	485.16	0.21
Usmania Glass	100/5	105	210.00	205.00	208.50	204.25	4.25	-	-	200.00	-	9806	23/4/99	(62.65)	-	15.00	7.19	461.48	0.45
Insurance																			
BGIC	100/10	-	-	-	-	235.00	-	-	-	262.75	-	9812	9/9/99	25.22	9.32	20.00	8.51	239.59	0.98
Central Insurance	100/20	100	138.00	138.00	138.00	143.50	(5.50)	-	-	135.00	-	9812	9/9/99	19.01	7.26	15.00	10.87	161.46	0.85
Delta Life Insurance	100/5	105	540.00	540.00	540.00	535.50	4.50	-	-	350.00	-	9812	30/9/99	-	-	36.00	6.67	100.00	5.40
Eastern Insurance	100/20	-	-	-	-	149.00	-	-	-	204.00	-	9812	28/7/99	26.63	5.60	20.00	13.42	156.06	0.95
Eastland Insurance	100/20	-	-	-	-	147.00	-	-	-	170.00	-	9812	22/8/99	23.45	6.27	16.00	10.88	203.57	0.72
Federal Insurance	100/50	-	-	-	-	132.00	-	-	-	127.00	-	9712	17/12/98	17.77	7.43	15.00	11.36	153.86	0.86
Green Delta Insurance	100/10	10	455.00	455.00	455.00	434.50	20.50	-	-	415.00	-	9812	18/9/99	52.81	8.62	35.00	7.69	297.99	1.53
Janata Insurance	100/20	-	-	-	-	170.00	-	-	-	175.00	-	9812	14/10/99	61.32	2.77	25.00	14.71	178.95	0.95
Karnaphuli Insurance	100/20	40	121.50	120.00	120.75	124.00	(3.25)	-	-	-	-	9812	27/9/99	14.27	8.46	15.00	12.42	183.44	0.66
National Life Insurance	100/50	-	-	-	-	198.50	-	-	-	210.25	-	9812	31/7/99	-	-	22.00	11.08	100.00	1.99
People Insurance	100/10	-	-	-	-	338.50	-	-	-	690.00	-	9812	8/8/99	29.22	11.58	21.00	6.20	251.41	1.35
Phoenix Insurance	100/20	-	-	-	-	216.00	-	-	-	175.00	-	9812	19/7/99	24.09	8.97	20.00	9.26	193.42	1.12
Pragati Insurance	100/10	-	-	-	-	420.50	-	-	-	460.00	-	9812	15/7/99	42.99	9.78	35.00	8.32	361.16	1.16
Purabi Insurance	100/50	50	100.00	100.00	100.00	100.00	-	-	-	-	-	9712	17/12/98	14.00	7.14	5.00	5.00	114.20	0.88
Reliance Insurance	100/50	-	-	-	-	323.75	-	-	-	380.00	-	9812	22/6/99	46.28	7.00	30.00	9.27	386.09	0.84
Rupali Insurance	100/20	40	190.00	188.00	189.00	194.00	(5.00)	-	-	180.00	-	9812	14/9/99	28.81	6.56	15.00	7.94	274.66	0.69
Sandhani Life Insurance	100/50	350	110.00	110.00	110.00	110.25	(0.25)	-	-	105.00	-	9712	10/12/98	-	-	5.00	4.55	100.00	1.10
United Insurance	100/10	-	-	-	-	209.00	-	-	-	-	-	5812	25/5/99	42.51	4.92	22.00	10.53	225.61	0.93

DEBENTURE

Name	Nature of Debenutre	Year of Float	Date of Maturity	Date of Conversion	Interest Due	FV/ML Tk/Nos	Day's Closing Price DSE Tk	Day's Closing Price CSE Tk
Aramit Cement	14%, 20% Convertible, 80% Redeemable	1998	September, 2008	September, 2000	Mar, Sep	2500/2	1,990.00	
BCIL	17%, 20% Convertible, 80% Redeemable	1993	December 31, 1999	February 1, 1995	Jan, Jul	160/1		
BD Luggage	14%, 20% Convertible, 80% Redeemable	1996	September 5, 2003	September 5, 1998	Mar, Sep	1800/2	1,200.00	
BD Welding	15%, 20% Convertible, 80% Redeemable	1999	July 15, 2006		Jul, Jan	2500/2		
BD Zipper	14%, 20% Convertible, 80% Redeemable	1995	August 1, 2002	August 1, 1997	Feb, Aug	1400/2		
Beximco Denims	14%, 100% Redeemable	1995	July 10, 2005		Jan, Jul	2142/2		
Beximco Fisheries	14%, 100% Redeemable	1994	May 1, 2004		Jan, Jul	2142.84/1		
Beximco Infusion	17%, 100% Redeemable	1992	October 31, 2000		Oct, Apr	400/2		
Beximco Synthetics	14%, 100% Redeemable	1993	September 1, 2003		Mar, Sep	1426/2		
Beximco Textile	14%, 100% Redeemable	1995	July 1, 2005		Jan, Jul	2142/2		
Beximco Knitting	14%, 20% Convertible, 80% Redeemable	1994	July 1, 2004	July 1, 1995	Jan, Jul	1712/2	1,420.00	
Eastern Housing	15%, 10% Convertible, 90% Redeemable	1994	January 1, 2000	July 1, 1995	Jan, Jul	562.5/1		

COMPANY CALENDAR

Company	Declaration Year End	Declaration Div/Bon/Rght	Book Closure From	Book Closure To	AGM/EGM Date & Time	AGM/EGM Venue	Company	Declaration Year End	Declaration Div/Bon/Rght	Book Closure From	Book Closure To	AGM/EGM Date & Time	AGM/EGM Venue
Gulf Food	9906	10%	14/12/99	28/12/99	28/12/99 10am	Factory Premises	Bx Denims & Bx Fisheries Deb			15/12/99	31/12/99		
Aftab Auto	9908	16%	01/12/99	23/12/99	23/12/99 2.30pm	Shishu Academy	Bx Knit & Bx Textile Deb			15/12/99	31/12/99		
Sajibknit	9906	6%	01/12/99	15/12/99	15/12/99 9am	Factory Premises	Dhaka Fish	9906	5%	05/12/99	23/12/99	23/12/99 11am	Factory Premises
Sonargaon Tex	9812		05/12/99	21/12/99	21/12/99 3pm	Barisal Club Audi.	Karim Pipe	9812		11/12/99	23/12/99	23/12/99 11am	Factory Premises
Saiham Tex	9906	10%	06/12/99	23/12/99	23/12/99 2pm	BCIC Auditorium	Dulamiacot	9906		02/12/99	09/12/99	9/12/99 11am	Factory Premises
Sonaliansh	9906		10/12/99	23/12/99	23/12/99 11am	Lal Bhaban, Rajuk Ave	Yousuf Flour	9906	-	09/12/99	29/12/99	29/12/99 10.30am	Reg. Office
Chic Tex	9906	5%	04/12/99	23/12/99	23/12/99 3pm	Prianka Comm. Centre	Pubali Bank	9812		10/12/99	23/12/99	23/12/99 1.30 pm	Head Office
Meghna Shrimp	9812	12%	08/12/99	26/12/99	26/12/99 11am	Eng. Institute, Ctg	Atlas BD	9906	110%	10/12/99	30/12/99	30/12/99	
Qsmdrycell	9906	10%	03/12/99	23/12/99	23/12/99 12Non	Factory Premises	Gachihata	9904		11/12/99	22/12/99	22/12/99 1.30 pm	Farm Premises
AB Bank	9812	1B 10	12/12/99	18/12/99	18/12/99 2pm	Hotel Sheraton	M V Oil	9906		15/12/99	30/12/99	30/12/99 2.00 pm	Eng. Institute
Sandhani Ins		10%			30/1/2000	Party Place Com.	Ashraf Textile	9906		15/12/99	29/12/99	29/12/99 11.00 am	Factory Premises
Niloy Cement	9906		02/12/99	17/12/99	17/12/99 2pm	Factory Premises	Islam Jute	9906		15/12/99	29/12/99	29/12/99 11.00 am	Reg. Office
Alltex Ind	9906		05/12/99	23/12/99	23/12/99 11.3am	Factory Premises	NEW IPO	Subscription Open				Subscription Close	
Eagle Star	9906		07/12/99	21/12/99	21/12/99 2.30pm	Hotel Metro, Ctg.	South East Bank			25/11/99		5/12/99	

NOTES

FVML	Face Value / Market Lots	Vol	Volume	P/E (x)	Price/Earning (Times)	Price/NAV(x)	Price/Net Asset Value(Times)	Avg	Average	Nos	Numbers
TK/Nos	Taka/Number of Shares	EPS	Earning Per Share	DPS	Dividend Per Share	Tkm	Taka in Million	Prev	Previous	Chg	Change

Prepared by The Daily Star in collaboration with Securities Consultants Limited