The Daily Star BUSINESS

DHAKA SUNDAY, NOVEMBER 7, 1999

STAR 50 Index

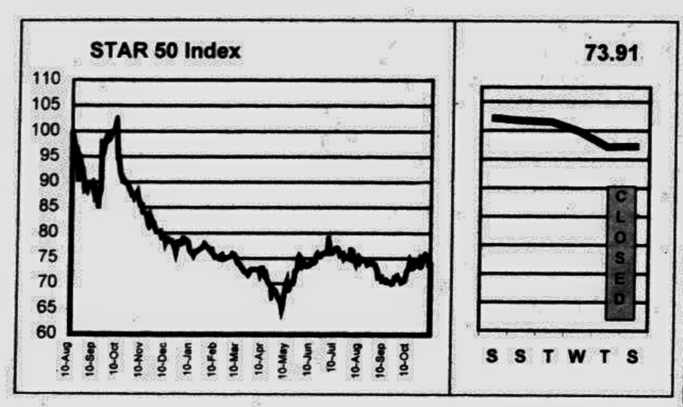

Fifty companies have been chosen for calculation of the **STAR 50 Index** based on their market capitalisation, liquidity, free float and corporate track record. The **Base Period** for the Index is **August 10, 1998**. The calculation has been done according to the widely used International Finance Corporation formula.

DSE All Share Price Index

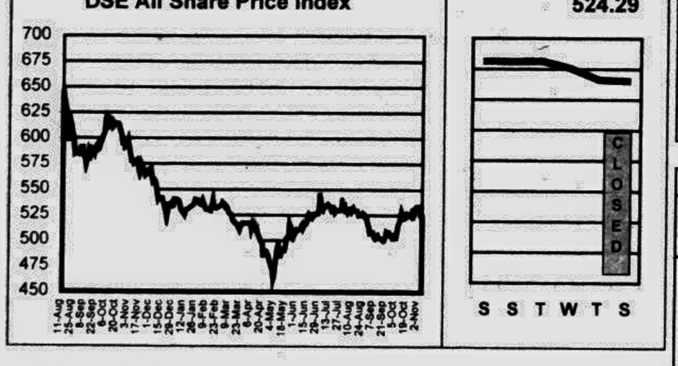

CSE All Share Price Index

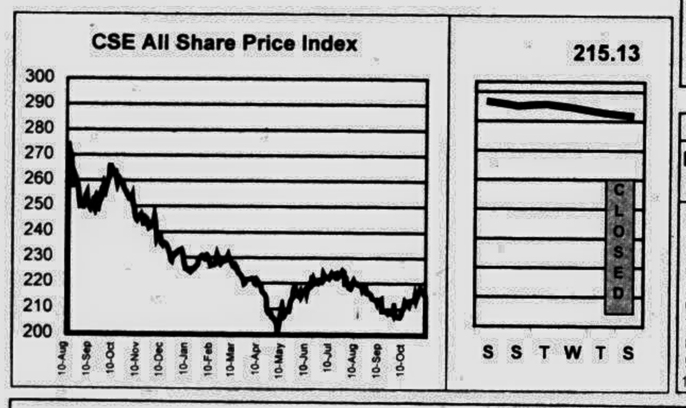

DAY'S MARKET
November 6, 1999

	DSE	CSE
All Share Price Index	524.29	215.13
Change in Index (pts)	(0.48)	(0.65)
Change in Index (%)	-0.09%	-0.30%
Market Capitalisation (cr Tk)	4,767.65	3,966.84
Market Capitalisation (mil US$)	993.26	826.43
Turnover Volume ('000)	2,339	373
Turnover Value (cr Tk)	11.15	1.91
No. of Issues Traded	157	36
No. of Issues Gained	61	15
No. of Issues Incurred Loss	78	15
No. of Issues Unchanged	18	6
Price Earning Ratio (x)	6.77	6.61
Dividend Yield (%)	8.40	8.86

DAY'S MARKET LEADERS

TURNOVER LEADERS

	DSE	Vol '000	Value Tkm		CSE	Vol '000	Value Tkm
1	Meghna Shrimp	254	26.67	1	Delta Millers	95	7.26
2	Delta Millers	143	10.96	2	Meghna Shrimp	48	4.80
3	Aramit Ltd	199	10.65	3	Sinobangla	164	4.58
4	Pharmaco	33	7.15	4	Samata Leather	7	0.53
5	Quasem Silk	251	4.20	5	Ctg. Cement	0.34	0.29
6	Sinobangla	150	4.11	6	Chic Tex	35	0.27
7	Padma Printer	167	3.36	7	Aramit Ltd	5	0.26
8	Shampur Sugar	272	2.91	8	J H Cherni	1	0.14
9	Texpick Ind	15	2.75	9	Saiham Tex	1.26	0.12
10	M Hossain Gar	47	2.70	10	Wonderland Toys	1	0.09

CAPITAL GAINERS

	DSE	Vol '000	Change %		CSE	Vol '000	Change %
1	Aramit Ltd	199.35	19.20	1	Aramit Ltd	4.85	11.75
2	Pharmaco	33.44	18.75	2	Meghna Shrimp	47.56	6.04
3	Meghna Shrimp	254.00	10.24	3	Beximco Infu	0.01	3.70
4	NTC	0.10	7.31	4	Sinobangla	163.50	3.70
5	BD Lamps	0.76	6.04	5	Mona Food	0.75	1.96
6	Texpick Ind	14.81	4.80	6	Sajib Knit	0.95	1.38
7	STM	0.01	4.35	7	Chic Tex	35.00	1.30
8	Mark Shoe	1.70	4.26	8	Dynamic Tex	1.38	1.27
9	Monno Fab	6.05	3.56	9	Sreepur Tex	0.20	1.02
10	Pharma Aids	0.03	3.51	10	Saiham Tex	1.26	0.82

CAPITAL LOSERS

	DSE	Vol '000	Change %		CSE	Vol '000	Change %
1	Paper Pro	11.04	(9.86)	1	Beximco Denim	0.05	(17.48)
2	N Polymer	0.74	(9.71)	2	Mita Tex	0.12	(9.80)
3	Monospool	0.63	(9.62)	3	M Hossain Gar	0.20	(4.51)
4	Padma Printer	167.20	(7.37)	4	Eastern Cables	0.05	(4.21)
5	Bangla Pro	0.09	(6.79)	5	Delta Millers	94.96	(4.08)
6	Renwick Jaj	9.38	(5.25)	6	Wonderland Toys	1.45	(2.41)
7	Quasem Silk	251.20	(5.11)	7	Apex Tannery	0.07	(2.03)
8	Beximco Denim	5.40	(5.08)	8	Ctg. Cement	0.34	(1.90)
9	Quasem Tex	25.20	(4.67)	9	Beximco Synt	0.10	(1.79)
10	M Hossain Gar	47.40	(3.80)	10	Shine Pukur	0.20	(1.44)

LEAGUE TABLE

Company Name	FV/ML Tk/nos	Market Performance – Dhaka Stock Exchange: Vol nos	Day's High Tk	Day's Low Tk	Day's Closing Tk	Prev. Closing Tk	Net Chg Tk	Chittagong Stock Exchange: Vol nos	Day's Closing Tk	Prev. Closing Tk	Net Chg Tk	AGM: Year End YM	Date D/M/Y	Financial Performance: EPS Tk	P/E x	DPS Tk	Yield %	NAV per Share Tk	Price/NAV x
Banks																			
Al-Arafa	1000/1	65	1,003.75	990.00	1,000.25	1,000.75	(0.50)	-	-	992.50	-	9812	23/8/99	210.82	4.74	150.00	15.00	1,220.00	0.82
Al Baraka Bank	1000/1	-	-	-	-	973.25	-	-	-	-	-	9812	16/9/99	(226.30)	-	-	-	1,129.00	0.86
Arab Bangladesh Bank	100/5	395	94.75	93.50	94.00	92.50	1.50	-	-	92.00	-	9712	12/9/98	24.03	3.91	10.00	10.64	177.92	0.53
City Bank	100/5A	-	-	-	-	175.00	-	-	-	115.00	-	9712	14/12/98	55.66	3.14	-	-	264.45	0.66
Eastern Bank	100/25	-	-	-	-	114.00	-	-	-	-	-	9712	12/11/98	57.14	2.00	-	-	159.58	0.71
IDLC	100/20	120	468.00	465.00	465.50	466.00	(0.50)	-	-	455.00	-	9812	10/6/99	31.75	14.66	25.00	5.37	224.02	2.08
IFIC Bank	100/5	-	-	-	-	105.50	-	-	-	97.00	-	9612	5/7/99	23.34	4.52	-	-	196.22	0.54
Islami Bank	1000/1	15	2,140.00	2,140.00	2,140.00	2,148.25	(8.25)	-	-	2,050.00	-	9812	26/8/99	303.33	7.06	210.00	9.81	4,182.10	0.51
National Bank	100/20	2,880	73.00	72.00	72.00	72.50	(0.50)	-	-	70.50	-	9712	24/11/98	43.47	1.66	-	-	261.19	0.28
Pubali Bank	100/5	-	-	-	-	120.00	-	-	-	103.00	-	9712	29/11/98	262.14	0.46	-	-	323.20	0.37
Rupali Bank	100/10	-	-	-	-	74.25	-	-	-	80.00	-	9712	20/3/99	0.81	91.67	-	-	143.23	0.52
UCBL	100/5	-	-	-	-	60.25	-	-	-	75.00	-	9612	27/8/97	34.66	1.74	-	-	198.58	0.30
United Leasing	100/20	-	-	-	-	649.00	-	-	-	-	-	9812	20/5/99	63.07	10.29	25.00	3.85	402.91	1.61
Uttara Bank	100/5	10	80.25	80.25	80.25	80.00	0.25	-	-	-	-	9712	24/11/98	4.98	16.11	-	-	304.72	0.26
Uttara Finance	100/50	300	152.75	152.00	152.25	152.00	0.25	-	-	152.00	-	9812	22/6/99	15.59	9.77	15.00	9.85	106.71	1.43
Investment																			
1st BSRS MF	100/50	-	-	-	-	60.25	-	-	-	60.00	-	9612	-	-	-	-	-	100.00	0.60
1st ICB MF	100/5	-	-	-	-	1,067.75	-	-	-	1,050.00	-	9806	21/10/98	119.44	8.94	70.00	6.56	359.74	2.97
2nd ICB MF	100/5	-	-	-	-	350.00	-	-	-	425.00	-	9806	21/10/98	10.49	33.37	30.00	8.57	141.57	2.47
3rd ICB MF	100/5	-	-	-	-	400.00	-	-	-	282.00	-	9806	21/10/98	18.69	21.40	35.00	8.75	234.79	1.70
4th ICB MF	100/10	-	-	-	-	310.00	-	-	-	306.75	-	9806	21/10/98	27.81	11.15	32.00	10.32	167.65	1.85
5th ICB MF	100/10	-	-	-	-	195.00	-	-	-	300.00	-	9806	21/10/98	16.93	11.52	22.00	11.28	134.46	1.45
6th ICB MF	100/10	40	135.00	135.00	135.00	135.75	(0.75)	-	-	125.00	-	9806	21/10/98	9.39	14.38	18.00	13.33	135.10	1.00
7th ICB MF	100/50	150	108.00	107.00	107.25	107.75	(0.50)	-	-	115.00	-	9806	21/10/98	6.72	15.96	14.00	13.05	119.42	0.90
8th ICB MF	100/50	-	-	-	-	104.00	-	-	-	103.00	-	9806	21/10/98	3.35	31.04	12.00	11.54	116.60	0.89
ICB	100/5	-	-	-	-	164.00	-	-	-	175.00	-	9806	21/10/98	22.06	7.43	7.00	4.27	285.84	0.57
Engineering																			
Aftab Automobile	100/5	400	204.00	202.00	202.75	205.50	(2.75)	-	-	199.75	-	9808	17/12/98	27.55	7.36	16.00	7.89	237.80	0.85
Anwar Galvanizing	100/50	50	140.50	140.50	140.50	140.75	(0.25)	-	-	145.50	-	9806	28/4/99	2.16	65.05	15.00	10.68	113.00	1.24
Atlas Bangladesh	10/50	-	-	-	-	134.00	-	-	-	-	-	9806	24/12/98	23.77	5.64	5.00	3.73	78.70	1.70
Aziz Pipe	100/5	120	524.00	508.00	517.75	511.50	6.25	-	-	500.00	-	9812	26/8/99	45.83	11.30	30.00	5.79	562.70	0.92
BD Autocars	100/5	2,855	88.00	80.25	84.75	87.25	(2.50)	-	-	84.00	-	9706	30/12/97	11.69	7.25	-	-	130.72	0.65
BD Lamps	100/5	755	601.00	560.00	597.00	563.00	34.00	-	-	600.00	-	9812	16/9/99	24.62	24.25	20.00	3.35	248.51	2.40
BEMCO	100/10	-	-	-	-	92.00	-	-	-	-	-	9712	30/12/98	(30.96)	-	-	-	76.67	1.20
Bengal Steel	10/50	-	-	-	-	1,113.70	-	-	-	-	-	9712	27/9/98	(21.64)	-	-	-	(88.28)	-
Eastern Cables	100/5	1,060	93.25	91.50	92.25	91.25	1.00	50	91.00	95.00	(4.00)	9806	24/6/99	7.57	12.19	12.00	13.01	168.73	0.55
Karim Pipe	100/5	100	93.00	90.50	91.75	92.25	(0.50)	-	-	-	-	9712	24/12/98	(22.77)	-	-	-	58.60	1.57
Kay & Que	100/50	300	134.00	133.00	133.50	134.75	(1.25)	-	-	140.00	-	9812	30/9/99	(10.94)	-	-	-	110.70	1.21
Metalex Corp.	100/5	15	163.00	160.00	162.00	157.50	4.50	-	-	-	-	9506	24/4/98	(562.54)	-	-	-	(3,101.00)	-
Monno Jute Staffer	100/5	-	-	-	-	261.00	-	-	-	-	-	9712	1/12/98	22.69	11.50	20.00	7.66	228.48	1.14
Monno Jutex	100/5	-	-	-	-	800.00	-	-	-	-	-	9806	2/12/98	136.91	5.84	75.00	9.38	689.99	1.16
National Tubes	100/10	540	615.00	590.00	601.00	608.00	(7.00)	-	-	-	-	9806	21/4/99	108.33	5.55	30.00	4.99	(11.28)	-
Olympic Industries	100/5	895	110.00	108.25	109.25	108.75	0.50	-	-	109.00	-	9703	22/12/97	19.22	5.68	20.00	18.31	184.61	0.59
Quasem Drycell	10/50	7,800	15.50	15.30	15.30	15.30	-	2,950	15.40	15.40	-	9806	10/12/98	1.77	8.64	2.00	13.07	26.33	0.58
Rangpur Foundry	10/500	8,500	14.80	14.70	14.70	14.80	(0.10)	-	-	14.80	-	9809	-	1.32	11.14	-	-	12.88	1.14
Renwick Jajneo	100/5	9,380	130.00	115.25	117.25	123.75	(6.50)	-	-	-	-	9806	31/12/98	(15.46)	-	-	-	(21.96)	-
Singer Bangladesh	100/5	240	1,338.00	1,332.00	1,334.75	1,338.25	(3.50)	-	-	-	-	9902	19/5/99	91.99	14.51	100.00	7.49	156.05	8.55
Thai Aluminum	100/10	170	309.00	300.00	303.75	302.25	1.50	-	-	295.00	-	9812	16/9/99	22.39	13.57	20.00	6.58	147.48	2.06
Wonderland Toys	100/50	7,250	62.75	61.25	61.75	62.25	(0.50)	1,450	60.75	62.25	(1.50)	9806	9/12/98	(11.25)	-	-	-	87.77	0.70
Food & Allied																			
AB Biscuit	100/5	-	-	-	-	165.00	-	-	-	-	-	9506	30/12/95	(26.78)	-	-	-	238.76	0.69
Alpha Tobacco	10/50	300	54.50	54.50	54.50	55.60	(1.10)	-	-	58.20	-	9810	9/4/99	7.32	7.45	5.25	9.63	77.96	0.70
Amam Sea Food	100/5	35	280.00	276.25	279.25	284.00	(4.75)	-	-	-	-	9806	7/12/98	(18.37)	-	-	-	1.03	271.12
AMCL (Pran)	100/10	-	-	-	-	272.75	-	-	-	280.00	-	9806	15/12/98	39.44	6.92	20.00	7.33	217.85	1.25
Apex Food	100/5	270	351.75	340.50	349.00	344.50	4.50	-	-	350.00	-	9806	24/12/98	19.57	17.83	20.00	5.73	669.59	0.52
Bangas	100/5	140	173.00	166.25	168.50	169.00	(0.50)	-	-	-	-	9806	18/12/98	15.91	10.59	15.00	8.90	146.30	1.15
BD Plantation	100/5	-	-	-	-	590.00	-	-	-	-	-	9806	15/12/98	23.83	24.76	-	-	255.05	2.31
Bengal Biscuit	100/20	1,920	77.50	75.75	76.75	75.50	1.25	-	-	78.50	-	9806	28/6/99	4.97	15.44	-	-	239.29	0.32
Beximco Fisheries	100/20	720	79.75	79.00	79.00	79.00	-	-	-	79.00	-	9712	19/11/98	18.53	4.26	20.00	25.32	132.82	0.59
BLTC	100/5	-	-	-	-	1,019.00	-	-	-	-	-	9812	29/8/99	44.40	22.95	30.00	2.94	1,498.90	0.68
BATBC	10/50	500	109.00	109.00	109.00	110.50	(1.50)	-	-	115.00	-	9812	17/5/99	12.59	8.86	9.00	8.26	39.22	2.78
Chittagong Vegetable	100/10	60	82.00	78.75	81.25	82.25	(1.00)	-	-	84.50	-	9806	30/12/98	(5.22)	-	-	-	226.32	0.36
Dhaka Fisheries	100/50	4,150	146.00	138.50	140.75	146.25	(5.50)	-	-	149.00	-	9806	17/12/98	4.21	33.43	-	-	117.01	1.20
Dhaka Vegetable	100/5	1,640	52.50	51.50	51.75	52.00	(0.25)	-	-	-	-	9506	10/9/97	(5.33)	-	-	-	108.80	0.48
EL Camelia	100/5	-	-	-	-	1,850.00	-	-	-	-	-	9812	18/9/99	118.32	15.64	-	-	(61.68)	-
Gachihata	100/50	850	46.75	46.25	46.25	46.00	0.25	-	-	46.25	-	9804	30/11/98	6.59	7.02	-	-	139.32	0.33
Gemini Sea Food	100/5	-	-	-	-	157.25	-	-	-	-	-	9809	12/12/98	12.87	12.22	10.00	6.36	(245.80)	-
Gulf Foods	100/50	1,700	142.00	140.75	141.25	142.50	(1.25)	-	-	152.00	-	9806	28/12/98	0.38	371.71	-	-	100.89	1.40
Hil Plantation	100/5	-	-	-	-	720.00	-	-	-	-	-	9806	15/12/98	134.73	5.34	15.00	2.08	430.72	1.67
Meghna Shrimp	100/20	254,000	107.00	95.50	105.00	95.25	9.75	47,560	101.00	95.25	5.75	9712	29/12/98	12.50	8.40	10.00	9.52	114.80	0.91
Meghna Vegetable Oil	100/50	100	92.25	92.00	92.00	92.00	-	-	-	97.00	-	9806	30/12/98	16.04	5.74	15.00	16.30	175.56	0.52
Modern Industries	100/5	70	113.00	107.00	108.50	111.50	(3.00)	-	-	-	-	9812	15/5/99	(15.43)	-	-	-	35.43	3.06
Mona Food	100/50	17,000	92.25	89.50	91.00	90.25	0.75	750	91.25	89.50	1.75	9806	29/12/98	6.71	13.56	5.00	5.49	109.24	0.83
NTC	100/5	95	670.00	650.00	667.75	622.25	45.50	-	-	442.75	-	9812	21/4/99	68.57	9.74	32.00	4.79	454.08	1.47
Rabeya Flour	10/50	-	-	-	-	8.10	-	-	-	-	-	9812	16/9/99	1.28	6.33	-	-	9.21	0.88
Rahima Food Corp.	100/50	1,300	49.50	49.00	49.25	48.75	0.50	-	-	50.00	-	9806	27/12/98	1.81	27.21	5.00	10.15	114.45	0.43
Raspit Food	10/500	72,000	16.90	16.50	16.70	16.60	0.10	-	-	17.00	-	9612	30/10/97	1.18	14.15	-	-	10.16	1.64
Rupon Oil	10/100	-	-	-	-	16.00	-	-	-	14.00	-	9706	12/8/98	0.11	145.45	-	-	32.14	0.50
Shyampur Sugar Mills	10/100	272,200	11.20	10.70	10.70	10.70	-	-	-	-	-	9806	24/6/99	(75.75)	-	-	-	10.00	1.07
Tripti Industries	100/5	600	68.50	67.00	68.00	68.00	-	-	-	67.50	-	9608	-	4.74	14.35	10.00	14.71	110.00	0.62
Tulip Dairy	100/5	5,500	203.25	190.00	196.50	204.25	(7.75)	-	-	-	-	9306	30/3/95	(35.14)	-	-	-	53.99	3.64
Yousuf Flour	10/50	-	-	-	-	-	-	-	-	-	-	9806	29/12/98	0.16	-	-	-	10.29	-
Zeal Bangla	10/50	48,700	7.80	7.60	7.60	7.70	(0.10)	-	-	-	-	9706	26/8/98	(7.46)	-	-	-	(36.50)	-
Fuel & Power																			
BD Welding	10/500	-	-	-	-	13.40	-	-	-	13.40	-	9812	-	0.31	43.23	-	-	13.70	0.98
BOC	10/50	1,600	101.50	101.00	101.20	103.50	(2.30)	50	100.10	100.10	-	9808	1/2/99	7.79	12.99	3.80	3.75	48.08	2.10
Eastern Lubricant	10/50	-	-	-	-	160.00	-	-	-	-	-	9806	18/3/99	5.64	28.37	3.50	2.19	42.42	3.77
National Oxyg.	100/10	2,130	92.00	90.00	90.75	90.75	-	-	-	73.00	-	9606	30/6/97	(1,110.86)	-	-	-	(337.60)	-
Padma Oil	10/50	100	135.10	135.10	135.10	140.00	(4.90)	-	-	170.00	-	9806	21/3/99	16.55	8.16	4.50	3.33	80.57	1.68
Jute																			
Ahad Jute	100/10	-	-	-	-	-	-	-	-	-	-	9806	28/12/98	(6.74)	-	-	-	103.64	-
Islam Jute	100/5	-	-	-	-	106.00	-	-	-	-	-	9806	10/12/98	40.02	2.65	-	-	1,164.00	0.09
Jute Spinners	100/5	-	-	-	-	128.00	-	-	-	-	-	9806	31/3/99	29.55	4.33	15.00	11.72	724.38	0.18
Mutual Jute	100/5	-	-	-	-	143.00	-	-	-	-	-	9806	27/12/98	25.35	5.64	15.00	10.49	190.21	0.75
Northern Jute	10/200	6,200	37.80	37.50	37.70	37.40	0.30	-	-	-	-	9806	10/12/98	(1.69)	-	-	-	14.63	2.58
Saleh Caspet	10/200	84,400	5.30	5.20	5.20	5.20	-	-	-	-	-	9612	22/12/97	(12.81)	-	-	-	(104.30)	-
Sonali Aish	100/5	-	-	-	-	209.75	-	-	-	-	-	9806	31/12/98	72.22	2.90	-	-	195.56	1.07
Textile																			
Al-Haj Textile	10/50	-	-	-	-	-	-	-	-	-	-	9806	17/12/98	2.66	-	10.00	-	12.54	-
Allex Industries	100/50	7,350	53.75	52.50	52.75	52.75	-	1,050	52.50	52.50	-	9806	17/12/98	11.87	4.44	-	-	122.81	0.43
Anlima Yarn Dyeing	100/50	4,800	110.00	106.25	107.50	109.00	(1.50)	-	-	108.50	-	9806	30/12/98	15.26	7.04	10.00	9.30	105.24	1.02
Apex Spinning	100/20	40	103.00	102.50	102.75	101.25	1.50	-	-	109.50	-	9803	7/12/98	23.97	4.29	12.50	15.80	152.57	0.67

LEAGUE TABLE

Company Name	FV/ML Tk/nos	Market Performance – Dhaka Stock Exchange: Vol nos	Day's High Tk	Day's Low Tk	Day's Closing Tk	Prev. Closing Tk	Net Chg Tk	Chittagong Stock Exchange: Vol nos	Day's Closing Tk	Prev. Closing Tk	Net Chg Tk	AGM: Year End YM	Date D/M/Y	Financial Performance: EPS Tk	P/E x	DPS Tk	Yield %	NAV per Share Tk	Price/NAV x
Pharma & Chemical																			
ACI	10/50	7,650	27.10	27.00	27.00	26.90	0.10	-	-	27.00	-	9812	20/5/99	3.26	8.28	2.50	9.26	30.87	0.87
Ambee Pharma	10/50	450	33.60	33.40	33.50	34.00	(0.50)	-	-	33.40	-	9812	9/9/99	1.04	32.21	1.00	2.99	11.51	2.91
Bangla Process	100/5	90	129.00	125.00	127.00	136.25	(9.25)	-	-	-	-	9806	19/12/98	10.87	11.68	-	-	62.21	2.04
BCIL	100/10	340	91.50	91.00	91.00	91.75	(0.75)	-	-	93.00	-	9806	17/12/98	12.85	7.08	10.00	10.99	146.68	0.62
Beximco Infusions	100/10	180	284.00	277.25	278.75	280.50	(1.75)	10	280.00	270.00	10.00	9712	15/11/98	45.80	6.09	25.00	8.97	160.03	1.74
Beximco Pharma	10/50	61,750	34.00	33.60	33.70	33.70	-	1,600	33.60	33.70	(0.10)	9712	10/12/98	8.25	4.08	3.00	8.90	64.37	0.52
Beximco Synthetics	100/20	6,720	141.00	139.00	139.25	140.75	(1.50)	100	137.50	140.00	(2.50)	9712	19/11/98	34.19	4.07	25.00	17.95	127.61	1.09
Glaxo Bangladesh	10/50	-	-	-	-	137.80	-	-	-	-	-	9812	20/5/99	6.56	21.01	3.00	2.18	45.60	3.02
Imam Button	100/50	2,950	98.00	96.25	96.75	96.75	-	200	97.00	97.00	-	9806	30/12/98	7.37	13.13	5.00	5.17	100.47	0.96
JH Chemical	100/50	15,750	124.50	116.00	123.50	120.50	3.00	1,100	124.00	125.00	(1.00)	9712	-	-	-	-	-	100.00	1.24
Kohinoor Chemicals	100/5	1,030	85.00	82.75	83.75	84.50	(0.75)	-	-	85.00	-	9406	27/2/95	(7.77)	-	-	-	(270.20)	-
Libra Pharma	100/20	20	297.00	297.00	297.00	298.00	(1.00)	-	-	250.50	-	9806	17/12/98	37.04	8.02	22.00	7.41	268.09	1.11
National Polymer	100/10	740	166.50	150.00	153.50	170.00	(16.50)	-	-	155.00	-	9706	29/9/97	38.82	3.95	20.00	13.03	169.44	0.91
Orion Infusion	100/20	-	-	-	-	40.75	-	-	-	34.43	-	9606	3/2/97	8.09	5.04	17.00	41.72	102.38	0.40
Perfume Chemical	100/50	4,350	62.00	60.50	61.50	60.50	1.00	100	61.75	62.00	(0.25)	9806	30/4/98	1.82	37.96	-	-	108.11	0.57
Petro Synthetic	10/50	1,800	23.00	22.00	22.20	22.90	(0.70)	-	-	-	-	9712	25/9/98	(13.88)	-	-	-	(54.67)	-
Pharma Aids	100/5	30	162.00	148.00	154.75	149.50	5.25	-	-	-	-	9806	27/12/98	(2.83)	-	-	-	114.78	1.35
Pharmaco	100/5	33,440	214.50	179.00	213.75	180.00	33.75	-	-	-	-	9806	31/3/99	3.55	60.21	-	-	61.34	3.48
Rahman Chemicals	100/10	5,870	67.50	64.00	66.50	66.25	0.25	-	-	-	-	9812	30/9/99	(1.98)	-	-	-	100.00	0.67
Reckitt & Colman	10/50	650	76.50	76.00	76.30	77.00	(0.70)	-	-	76.00	-	9901	17/5/99	5.15	14.82	3.00	3.93	28.54	2.67
Renata	100/5	-	-	-	-	462.00	-	-	-	-	-	9812	16/6/99	45.77	10.09	25.00	5.41	635.89	0.73
Square Pharma	100/20	380	649.50	641.00	646.75	643.50	3.25	80	637.00	636.50	0.50	9903	21/10/99	146.48	4.42	55.00	8.50	768.97	0.84
TBL	100/5	2,410	105.00	100.00	102.25	101.00	1.25	-	-	87.00	-	9812	30/9/99	(306.24)	-	-	-	(792.50)	-
The Ibnsina	100/10	70	165.00	163.00	164.25	163.00	1.25	-	-	180.00	-	9806	6/2/99	20.54	8.00	17.00	10.35	111.39	1.47
Wata Chemicals	100/20	40	195.75	194.75	195.25	195.50	(0.25)	-	-	180.00	-	9812	21/7/99	7.00	27.89	12.50	6.40	184.18	1.06
Paper & Printing																			
Azadi Printers	100/10	-	-	-	-	90.00	-	-	-	77.75	-	9806	19/12/98	(1.55)	-	-	-	(388.60)	-
Eagle Box	10/50	550	32.00	30.20	31.60	31.70	(0.10)	-	-	-	-	9806	9/11/98	(36.11)	-	-	-	(218.70)	-
MAQ Enterprises