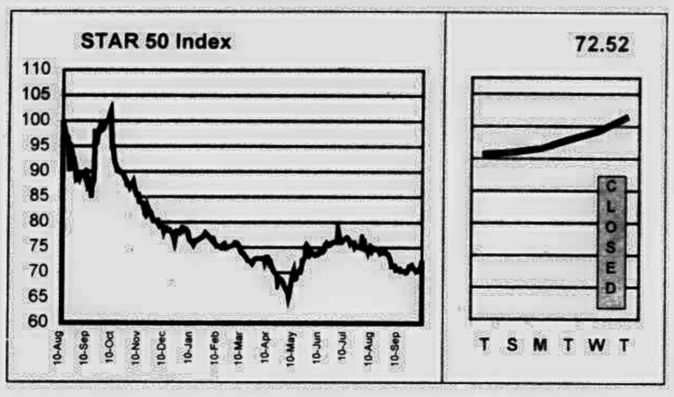

Fifty companies have been chosen for calculation of the **STAR 50 Index** based on their market capitalisation, liquidity, free float and corporate track record. The **Base Period** for the Index is **August 10, 1998**. The calculation has been done according to the widely used International Finance Corporation formula.

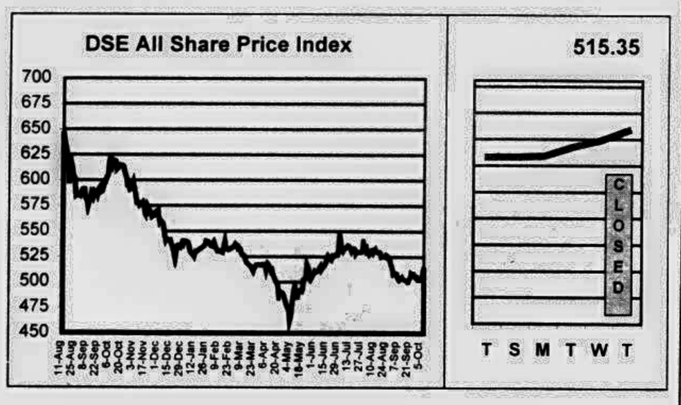

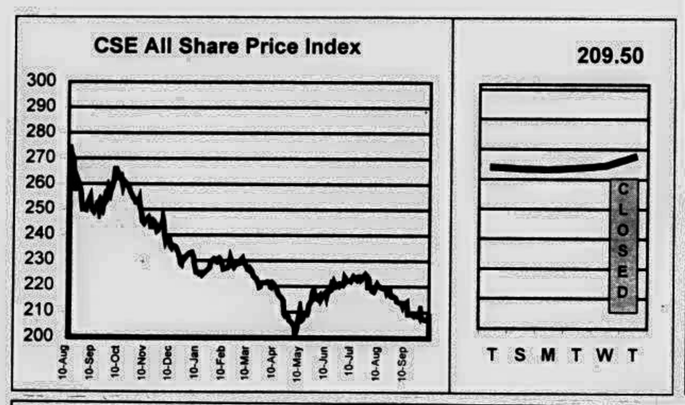

DAY'S MARKET

October 7, 1999

	DSE	CSE
All Share Price Index	515.35	209.50
Change in Index (pts)	4.98	1.74
Change in Index (%)	0.98%	0.84%
Market Capitalisation (cr Tk)	4,686.32	3,864.97
Market Capitalisation (mil US$)	976.32	805.20
Turnover Volume ('000)	2,903	573
Turnover Value (cr Tk)	10.77	3.07
No. of Issues Traded	147	44
No. of Issues Gained	90	23
No. of Issues Incurred Loss	37	16
No. of Issues Unchanged	20	5
Price Earning Ratio (x)	6.75	6.50
Dividend Yield (%)	8.48	9.10

DAY'S MARKET LEADERS

TURNOVER LEADERS

DSE	Vol '000	Value Tkm	CSE	Vol '000	Value Tkm
1 Northern Jute	1,014	37.32	1 Tripti Industry	135	11.65
2 Tripti Industry	146	12.66	2 Meghna Shrimp	27	2.46
3 BD Welding	498	6.72	3 Chic Tex	252	1.97
4 Meghna Shrimp	43	3.90	4 BD Welding	92	1.25
5 Pharmaco	26	3.48	5 Dynamic Tex	4	0.19
6 Olympic	29	3.45	6 BD Zipper	2	0.16
7 Raspit Food	132	2.51	7 Ashraf Tex	11	0.15
8 Chic Tex	312	2.40	8 Delta Millers	2	0.11
9 Dynamic Tex	48	2.03	9 Mona Food	1	0.10
10 Samorita Hosp	13	1.88	10 AnlimaYarn	1	0.10

CAPITAL GAINERS

DSE	Vol '000	Change %	CSE	Vol '000	Change %
1 Tripti Industry	145.57	19.18	1 Tripti Industry	135.03	12.38
2 Eagle Box	2.20	14.88	2 Eastern Cables	0.36	6.76
3 ULC	0.04	11.71	3 BOC (BD)	0.10	5.88
4 Petro Synth	0.10	9.18	4 Apex Foods	0.01	4.35
5 Ambee Pharma	6.00	6.83	5 BATBC	0.05	3.79
6 BD Autocars	6.72	6.72	6 Olympic	0.09	3.51
7 Modern Ind	0.21	5.80	7 BD Zipper	1.70	2.76
8 BCIL	2.36	5.43	8 BD Luggage	1.00	2.60
9 Atlas BD	0.05	5.08	9 AnlimaYarn	1.00	2.43
10 MAQ Paper	2.70	5.00	10 Prime Tex	0.10	2.22

CAPITAL LOSERS

DSE	Vol '000	Change %	CSE	Vol '000	Change %
1 Pharma Aids	0.01	(6.38)	1 BD Welding	92.00	(4.23)
2 2nd ICB M Fund	0.01	(5.57)	2 Chic Tex	252.00	(3.70)
3 Northern Jute	1,014.00	(4.42)	3 Aftab Auto	0.02	(3.19)
4 Chic Tex	312.00	(3.75)	4 Beximco Synt	0.04	(1.84)
5 BD Welding	497.50	(3.57)	5 Eagle Star Tex	5.45	(1.82)
6 Mordern Dyeing	0.02	(3.05)	6 Delta Millers	1.82	(1.60)
7 HR Tex	0.30	(2.46)	7 Wonderland Toys	0.15	(0.78)
8 Delta Millers	29.50	(2.41)	8 Ashraf Tex	11.40	(0.77)
9 Desh Garment	0.02	(2.35)	9 Sajib Knit	0.45	(0.66)
10 Savar Ref	1.10	(2.07)	10 Ranfoundry	3.00	(0.64)

LEAGUE TABLE

Company Name	FV/ML	Market Performance: Dhaka Stock Exchange						Chittagong Stock Exchange				AGM		Financial Performance					
		Vol	Day's High	Day's Low	Day's Closing	Prev. Closing	Net Chg	Vol	Day's Closing	Prev. Closing	Net Chg	Year End	Date	EPS	P/E	DPS	Yield	NAV per Share	Price/ NAV
	Tk/nos	nos	Tk	Tk	Tk	Tk	Tk	nos	Tk	Tk	Tk	YM	D/M/Y	Tk	x	Tk	%	Tk	x
Banks																			
Al-Arafa	1000/1	210	980.00	974.00	976.25	976.00	0.25	-	-	970.00	-	9812	23/6/99	210.82	4.63	150.00	15.36	1,220.00	0.80
Al Baraka Bank	1000/1	-	-	-	-	946.25	-	-	-	-	-	9812	16/9/99	(226.30)	-	-	-	1,129.00	0.84
Arab Bangladesh Bank	100/5	110	91.50	91.00	91.00	91.25	(0.25)	-	-	93.00	-	9712	12/9/98	24.03	3.79	10.00	10.99	177.92	0.51
City Bank	100/5	-	-	-	-	135.00	-	-	-	115.00	-	9712	14/12/98	55.86	2.43	-	-	264.45	0.51
Eastern Bank	100/20	-	-	-	-	120.00	-	-	-	-	-	9712	12/11/98	57.14	2.10	-	-	159.58	0.75
IDLC	100/20	220	401.00	399.00	400.25	394.75	5.50	-	-	365.00	-	9812	10/6/99	31.75	12.61	25.00	6.25	224.02	1.79
IFIC Bank	100/5	-	-	-	-	102.50	-	-	-	97.00	-	9612	5/7/99	23.34	4.39	-	-	196.22	0.52
Islami Bank	1000/1	34	1,984.00	1,965.00	1,971.25	1,969.00	2.25	-	-	1,892.00	-	9812	26/8/99	303.33	6.50	210.00	10.65	4,182.10	0.47
National Bank	100/20	600	71.00	70.75	70.75	71.00	(0.25)	-	-	71.00	-	9712	24/11/98	43.47	1.63	-	-	261.19	0.27
Pubali Bank	100/5	-	-	-	-	120.25	-	-	-	103.00	-	9712	29/11/98	262.14	0.46	-	-	323.20	0.37
Rupali Bank	100/10	-	-	-	-	74.25	-	-	-	80.00	-	9712	20/3/99	0.81	91.67	-	-	143.23	0.52
UCBL	100/5	-	-	-	-	70.00	-	-	-	75.00	-	9612	27/8/97	34.66	2.02	-	-	198.58	0.35
United Leasing	100/20	40	640.00	605.00	622.50	557.25	65.25	-	-	-	-	9812	20/5/99	63.07	9.87	25.00	4.02	402.91	1.55
Uttara Bank	100/5	20	86.50	86.25	86.25	85.00	1.25	-	-	-	-	9712	24/11/98	4.98	17.32	-	-	304.72	0.28
Uttara Finance	100/50	200	148.25	148.00	148.00	147.50	0.50	-	-	156.25	-	9812	22/6/99	15.59	9.49	15.00	10.14	106.71	1.39
Investment																			
1st BSRS MF	100/50	100	62.00	61.50	61.75	61.25	0.50	-	-	62.00	-	9612	-	-	-	-	-	100.00	0.62
1st ICB MF	100/5	20	1,100.00	1,049.00	1,062.25	1,040.00	22.25	-	-	1,050.00	-	9806	21/10/98	119.44	8.89	70.00	6.59	359.74	2.95
2nd ICB MF	100/5	10	360.00	360.00	360.00	381.25	(21.25)	-	-	425.00	-	9806	21/10/98	10.49	36.34	30.00	8.33	141.57	2.54
3rd ICB MF	100/5	-	-	-	-	355.00	-	-	-	282.00	-	9806	21/10/98	18.69	18.99	35.00	9.86	234.79	1.51
4th ICB MF	100/10	-	-	-	-	270.00	-	-	-	306.75	-	9806	21/10/98	27.81	9.71	32.00	11.85	167.65	1.61
5th ICB MF	100/10	-	-	-	-	182.50	-	-	-	300.00	-	9806	21/10/98	16.93	10.78	22.00	12.05	134.46	1.36
6th ICB MF	100/10	-	-	-	-	134.75	-	-	-	125.00	-	9806	21/10/98	9.39	14.35	18.00	13.36	135.10	1.00
7th ICB MF	100/50	50	112.00	112.00	112.00	109.50	2.50	-	-	115.00	-	9806	21/10/98	6.72	16.67	14.00	12.50	119.42	0.94
8th ICB MF	100/50	50	110.00	110.00	110.00	110.00	-	-	-	105.00	-	9806	21/10/98	3.35	32.84	12.00	10.91	116.60	0.94
ICB	100/5	-	-	-	-	115.00	-	-	-	175.00	-	9806	21/10/98	22.06	5.21	7.00	6.09	285.84	0.40
Engineering																			
Aftab Automobile	100/5	130	189.75	185.00	187.00	189.00	(2.00)	20	182.00	188.00	(6.00)	9808	17/12/98	27.55	6.79	16.00	8.56	237.80	0.79
Anwar Galvanizing	100/50	-	-	-	-	146.50	-	-	-	150.00	-	9806	28/4/99	2.16	67.82	15.00	10.24	113.00	1.30
Atlas Bangladesh	10/50	50	149.00	149.00	149.00	141.80	7.20	-	-	-	-	9806	24/12/98	23.77	6.27	5.00	3.36	78.70	1.89
Aziz Pipe	100/5	1,020	494.75	490.00	494.00	494.00	-	-	-	475.00	-	9812	26/8/99	45.83	10.78	30.00	6.07	562.70	0.88
BD Autocars	100/5	6,715	97.00	90.00	95.25	89.25	6.00	-	-	90.00	-	9706	30/12/97	11.69	8.15	-	-	130.72	0.73
BD Lamps	100/5	370	490.00	473.00	478.25	479.25	(1.00)	-	-	445.00	-	9812	16/9/99	24.62	19.43	20.00	4.18	248.51	1.92
BEMCO	100/10	-	-	-	-	79.00	-	-	-	-	-	9712	30/12/98	(30.96)	-	-	-	76.67	1.03
Bengal Steel	10/50	-	-	-	-	1,113.70	-	-	-	-	-	9712	27/9/98	(21.64)	-	-	-	(88.28)	-
Eastern Cables	100/5	7,060	95.25	91.25	92.50	89.50	3.00	360	94.75	88.75	6.00	9806	24/6/99	7.57	12.22	12.00	12.97	168.73	0.55
Karim Pipe	100/5	1,400	92.75	88.00	90.00	86.75	3.25	-	-	-	-	9712	24/12/98	(22.77)	-	-	-	58.60	1.54
Kay & Que	100/50	2,300	139.00	133.50	137.50	135.25	2.25	-	-	140.00	-	9812	30/9/99	(10.94)	-	-	-	110.70	1.24
Metalex Corp.	100/5	-	-	-	-	136.75	-	-	-	-	-	9506	24/4/96	(562.54)	-	-	-	(3,101.00)	-
Monno Jute Staffler	100/5	-	-	-	-	225.50	-	-	-	-	-	9712	1/12/98	22.69	9.94	20.00	8.87	228.48	0.99
Monno Jutex	100/5	-	-	-	-	872.50	-	-	-	-	-	9806	2/12/98	136.91	6.37	75.00	8.60	689.99	1.26
National Tubes	100/10	70	520.00	520.00	520.00	514.50	5.50	-	-	-	-	9806	21/4/99	108.33	4.80	30.00	5.77	(11.28)	-
Olympic Industries	100/5	29,470	121.25	114.25	117.00	113.25	3.75	85	118.00	114.00	4.00	9703	22/12/97	19.22	6.09	20.00	17.09	184.61	0.63
Quasem Drycell	10/50	15,300	15.80	15.50	15.60	15.50	0.10	2,150	15.70	15.70	-	9806	10/12/98	1.77	8.81	2.00	12.82	26.33	0.59
Rangpur Foundry	10/500	33,500	15.70	15.50	15.60	15.80	(0.20)	3,000	15.60	15.70	(0.10)	9809	-	1.32	11.82	-	-	12.88	1.21
Renwick Jajnes.	100/5	1,560	84.75	82.75	83.00	82.00	1.00	-	-	-	-	9806	31/12/98	(15.46)	-	-	-	(21.96)	-
Singer Bangladesh	100/5	180	1,070.00	1,053.00	1,061.50	1,044.75	16.75	-	-	-	-	9902	19/5/99	91.99	11.54	100.00	9.42	156.05	6.80
The Aluminum	100/10	150	288.00	284.00	285.50	281.25	4.25	-	-	220.00	-	9812	16/9/99	22.39	12.75	20.00	7.01	147.48	1.94
Wonderland Toys	100/50	10,050	65.00	64.00	64.00	63.50	0.50	150	63.25	63.75	(0.50)	9806	9/12/98	(11.25)	-	-	-	85.77	0.73
Food & Allied																			
AB Biscuit	100/5	-	-	-	-	70.00	-	-	-	-	-	9506	30/12/95	(26.78)	-	-	-	235.76	0.29
Alpha Tobacco	10/50	-	-	-	-	54.90	-	-	-	58.20	-	9810	9/4/99	7.32	7.50	5.25	9.56	77.96	0.70
Amam Sea Food	100/5	20	293.50	293.25	293.25	280.50	12.75	-	-	-	-	9806	7/12/98	(18.37)	-	-	-	1.03	284.71
AMCL (Pran)	100/10	50	300.00	299.75	299.75	297.75	2.00	-	-	280.00	-	9806	15/12/98	39.44	7.60	20.00	6.67	217.85	1.38
Apex Food	100/5	310	370.00	364.00	366.50	360.00	6.50	5	360.00	345.00	15.00	9806	24/12/98	19.57	18.73	20.00	5.46	669.59	0.55
Bangas	100/5	335	165.00	163.50	164.00	164.00	-	-	-	-	-	9806	18/12/98	15.91	10.31	15.00	9.15	146.30	1.12
BD Plantation	100/5	-	-	-	-	442.00	-	-	-	-	-	9806	15/12/98	23.83	18.55	-	-	255.05	1.73
Bengal Biscuit	100/20	-	-	-	-	74.00	-	-	-	74.75	-	9806	28/6/99	4.97	14.89	-	-	239.29	0.31
Beximco Fisheries	100/20	340	92.00	91.25	91.50	90.25	1.25	-	-	90.00	-	9712	19/11/98	18.53	4.94	20.00	21.86	132.82	0.69
BLTC	100/5	-	-	-	-	990.00	-	-	-	-	-	9812	29/8/99	44.40	22.30	30.00	3.03	1,498.90	0.66
BATBC	10/50	150	119.00	119.00	119.00	115.50	3.50	50	115.00	110.80	4.20	9812	17/5/99	12.59	9.45	9.00	7.56	39.22	3.03
Chittagong Vegetable	100/10	3,080	86.00	82.00	83.00	81.00	2.00	300	84.75	83.50	1.25	9806	30/12/98	(5.22)	-	-	-	226.32	0.37
Dhaka Fisheries	100/50	-	-	-	-	148.50	-	-	-	149.00	-	9806	17/12/98	4.21	35.27	-	-	117.01	1.27
Dhaka Vegetable	100/5	2,110	56.00	54.00	54.25	52.75	1.50	-	-	-	-	9506	10/9/97	(5.33)	-	-	-	108.80	0.50
EL Camelia	100/5	-	-	-	-	1,850.00	-	-	-	-	-	9812	18/9/99	118.32	15.64	-	-	(61.68)	-
Gachihata	100/50	1,400	48.25	46.00	47.75	47.25	0.50	-	-	47.50	-	9804	30/11/98	6.59	7.25	-	-	139.32	0.34
Gemini Sea Food	100/5	-	-	-	-	157.75	-	-	-	-	-	9809	12/12/98	12.87	12.26	10.00	6.34	(245.80)	-
Gulf Foods	100/50	-	-	-	-	140.75	-	-	-	143.00	-	9806	28/12/98	0.38	370.39	-	-	100.89	1.40
Hill Plantation	100/5	-	-	-	-	714.00	-	-	-	-	-	9806	15/12/98	134.73	5.30	15.00	2.10	430.72	1.66
Meghna Shrimp	100/20	43,340	91.75	89.50	90.00	89.00	1.00	27,300	90.00	89.50	0.50	9712	29/12/98	12.50	7.20	10.00	11.11	114.80	0.78
Meghna Vegetable Oil	100/50	1,600	96.50	95.00	95.50	95.75	(0.25)	-	-	107.00	-	9806	30/12/98	16.04	5.95	15.00	15.71	175.56	0.54
Modern Industries	100/5	210	78.50	73.50	77.50	73.25	4.25	-	-	-	-	9812	15/5/99	(15.43)	-	-	-	35.43	2.19
Mona Food	100/50	14,250	91.75	90.00	90.25	91.25	(1.00)	1,100	90.00	90.50	(0.50)	9806	29/12/98	6.71	13.45	5.00	5.54	109.24	0.83
NTC	100/5	20	620.25	620.25	620.25	621.00	(0.75)	-	-	442.75	-	9812	21/4/99	68.57	9.05	32.00	5.16	454.08	1.37
Rabeya Flour	10/50	-	-	-	-	8.10	-	-	-	-	-	9712	21/9/98	1.31	6.18	10.00	123.46	7.93	1.02
Rahima Food Corp.	100/50	4,800	50.75	49.25	49.25	49.25	-	1,050	50.75	50.00	0.75	9806	27/12/98	1.81	27.21	5.00	10.15	114.45	0.43
Raspit Food	10/500	131,500	19.20	18.90	19.10	19.00	0.10	-	-	19.00	-	9612	30/10/97	1.18	16.19	-	-	10.16	1.88
Rupon Oil	10/100	-	-	-	-	12.00	-	-	-	12.10	-	9706	12/8/98	0.11	109.09	-	-	32.14	0.37
Shyampur Sugar Mills	10/100	7,100	9.40	9.20	9.20	9.20	-	-	-	-	-	9806	24/6/99	(75.75)	-	-	-	10.00	0.92
Tripti Industries	100/5	145,565	87.50	75.50	87.00	73.00	14.00	135,025	86.25	76.75	9.50	9608	-	4.74	18.35	10.00	11.49	110.00	0.79
Tulip Dairy	100/5	-	-	-	-	214.75	-	-	-	-	-	9306	30/3/95	(35.14)	-	-	-	53.99	3.98
Yousuf Flour	10/50	-	-	-	-	-	-	-	-	-	-	9806	29/12/98	0.16	-	-	-	10.29	-
Zeal Bangla	10/50	7,500	7.60	7.50	7.50	7.50	-	-	-	-	-	9706	26/8/98	(7.46)	-	-	-	(36.50)	-
Fuel & Power																			
BD Welding	10/500	497,500.00	14.30	13.30	13.50	14.00	(0.50)	92,000	13.60	14.20	(0.60)	9812	-	0.31	43.55	-	-	13.70	0.99
BOC	10/50	10,950	101.00	98.00	100.00	99.50	0.50	100	99.00	93.50	5.50	9808	1/2/99	7.79	12.84	3.80	3.80	48.08	2.08
Eastern Lubricant	10/50	-	-	-	-	160.00	-	-	-	-	-	9806	18/3/99	5.64	28.37	3.50	2.19	42.42	3.77
National Oxyg.	100/10	1,140	76.00	72.00	74.50	73.00	1.50	-	-	73.00	-	9606	30/6/97	(1,110.86)	-	-	-	(337.60)	-
Padma Oil	10/50	10,000	159.90	159.90	159.90	159.70	0.20	-	-	150.00	-	9806	21/3/99	16.55	9.66	4.50	2.81	80.57	1.98
Jute																			
Ahad Jute	100/10	-	-	-	-	-	-	-	-	-	-	9806	28/12/98	(6.74)	-	-	-	103.64	-
Islam Jute	100/5	-	-	-	-	106.00	-	-	-	-	-	9806	10/12/98	40.02	2.65	-	-	1,164.00	0.09
Jute Spinners	100/5	-	-	-	-	128.00	-	-	-	-	-	9806	31/3/99	29.55	4.33	15.00	11.72	724.38	0.18
Mutual Jute	100/5	-	-	-	-	143.00	-	-	-	-	-	9806	27/12/98	25.35	5.64	15.00	10.49	190.21	0.75
Northern Jute	10/200	1,014,000	42.70	35.60	36.80	38.50	(1.70)	-	-	-	-	9806	10/12/98	(1.69)	-	-	-	14.63	2.52
Saleh Carpet	10/200	47,400	5.50	5.30	5.30	5.40	(0.10)	-	-	-	-	9612	22/12/97	(12.81)	-	-	-	(104.30)	-
Sonali Ansh	100/5	-	-	-	-	247.50	-	-	-	-	-	9806	31/12/98	72.22	3.43	-	-	195.56	1.27
Textile																			
Al-Haj Textile	10/50	-	-	-	-	-	-	-	-	-	-	9806	17/12/98	2.66	-	10.00	-	12.54	-
Alltex Industries	100/50	1,300	46.25	45.75	45.75	46.00	(0.25)	100	46.00	46.00	-	9806	17/12/98	11.87	3.85	-	-	122.81	0.37
Anlima Yarn Dyeing	100/50	1,800	98.00	94.75	96.50	94.25	2.25	1,000	95.00	92.75	2.25	9806	30/12/98	15.26	6.32	10.00	10.36	105.24	0.92
Apex Spinning	100/20	120	111.00	111.00	111.00	111.25	(0.25)	-	-	110.00	-	9803	7/12/98	23.97	4.63	12.50	14.33	152.57	0.73

LEAGUE TABLE

Company Name	FV/ML	Market Performance: Dhaka Stock Exchange						Chittagong Stock Exchange				AGM		Financial Performance					
		Vol	Day's High	Day's Low	Day's Closing	Prev. Closing	Net Chg	Vol	Day's Closing	Prev. Closing	Net Chg	Year End	Date	EPS	P/E	DPS	Yield	NAV per Share	Price/ NAV
	Tk/nos	nos	Tk	Tk	Tk	Tk	Tk	nos	Tk	Tk	Tk	YM	D/M/Y	Tk	x	Tk	%	Tk	x
Pharma & Chemical																			
ACI	10/50	7,750	27.50	27.30	27.40	27.40	-	2,700	27.20	27.10	0.10	9812	20/5/99	3.26	8.40	2.50	9.12	30.87	0.89
Ambee Pharma	10/50	6,000	32.00	29.90	31.30	29.30	2.00	-	-	27.00	-	9812	9/9/99	1.04	30.10	1.00	3.19	11.51	2.72
Bangla Process	100/5	615	103.00	97.00	101.00	101.25	(0.25)	-	-	-	-	9806	19/12/98	10.87	9.29	-	-	62.21	1.62
BCIL	100/10	2,360	94.00	89.00	92.25	87.50	4.75	-	-	92.25	-	9806	17/12/98	12.85	7.18	10.00	10.84	146.68	0.63
Beximco Infusions	100/10	380	270.00	268.00	268.25	266.00	2.25	-	-	252.00	-	9712	15/11/98	45.80	5.86	25.00	9.32	160.03	1.68
Beximco Pharma	10/50	17,350	33.80	33.50	33.70	33.60	0.10	2,400	33.50	33.60	(0.10)	9712	10/12/98	8.25	4.08	3.00	8.90	64.37	0.52
Beximco Synthetics	100/20	3,000	163.00	161.50	162.50	160.75	1.75	40	160.00	163.00	(3.00)	9712	19/11/98	34.19	4.75	25.00	15.38	127.81	1.27
Glaxo Bangladesh	10/50	50	138.00	138.00	138.00	135.00	3.00	-	-	-	-	9812	20/5/99	6.56	21.04	3.00	2.17	45.60	3.03
Imam Button	100/50	3,800	102.75	101.50	101.50	102.25	(0.75)	100	101.75	102.00	(0.25)	9806	30/12/98	7.37	13.77	5.00	4.93	100.47	1.01
JH Chemical	100/50	-	-	-	-	119.50	-	-	-	120.50	-	9712	-	-	-	-	-	100.00	1.20
Kohinoor Chemicals	100/5	1,295	85.50	83.00	84.00	83.00	1.00	-	-	85.00	-	9406	27/2/95	(7.77)	-	-	-	(270.20)	-
Libra Pharma	100/20	-	-	-	-	287.50	-	-	-	250.50	-	9806	17/12/98	37.04	7.76	22.00	7.65	268.09	1.07
National Polymer	100/10	250	150.00	144.00	149.25	147.75	1.50	-	-	155.00	-	9706	29/9/97	38.82	3.84	20.00	13.40	169.44	0.88
Orion Infusion	100/20	-	-	-	-	40.75	-	-	-	34.43	-	9606	3/2/97	8.09	5.04	17.00	41.72	102.38	0.40
Perfume Chemical	100/50	5,950	65.75	64.75	65.00	65.25	(0.25)	300	65.00	65.00	-	9806	30/4/98	1.62	40.12	-	-	108.11	0.60
Petro Synthetic	10/50	100	21.40	21.40	21.40	19.60	1.80	-	-	-	-	9712	25/9/98	(13.88)	-	-	-	(54.67)	-
Pharma Aids	100/5	10	110.00	110.00	110.00	117.50	(7.50)	-	-	-	-	9806	27/12/98	(2.83)	-	-	-	114.78	0.96
Pharmaco	100/5	25,820	135.50	129.00	134.75	129.00	5.75	-	-	-	-	9806	31/3/99	3.55	37.96	-	-	61.34	2.20
Rahman Chemicals	100/10	4,950	62.00	59.00	59.25	59.50	(0.25)	-	-	-	-	9712	24/9/98	(2.84)	-	-	-	(49.90)	-
Reckitt & Colman	10/50	1,200	72.50	71.40	72.00	70.20	1.80	-	-	70.00	-	9901	17/5/99	5.15	13.98	3.00	4.17	28.54	2.52
Renata	100/5	-	-	-	-	462.00	-	-	-	-	-	9812	16/6/99	45.77	10.09	25.00	5.41	635.89	0.73
Square Pharma	100/20	200	612.00	610.00	610.50	609.00	1.50	20	610.00	603.00	7.00	9803	13/8/98	114.27	5.34	45.00	7.37	677.49	0.90
TBL	100/5	2,350	84.00	78.25	79.25	80.50	(1.25)	-	-	86.00	-	9812	30/9/99	(306.24)	-	-	-	(792.50)	-
The Ibnsina	100/10	20	156.00	156.00	156.00	155.50	0.50	-	-	160.00	-	9806	6/2/99	20.54	7.59	17.00	10.90	111.39	1.40
Wata Chemicals	100/20	60	150.00	148.00	148.50	146.50	2.00	-	-	165.00	-	9812	21/7/99	7.00	21.21	12.50	8.42	184.18	0.81
Paper & Printing																			
Azad Printers	100/10	-	-	-	-	90.00	-	-	-	77.75	-	9806	19/12/98	(1.55)	-	-	-	(388.60)	-
Eagle Box	10/50	2,200	34.00	29.90	33.20	28.90	4.30	-	-