The Daily Star BUSINESS

DHAKA TUESDAY, OCTOBER 5, 1999

STAR 50 Index

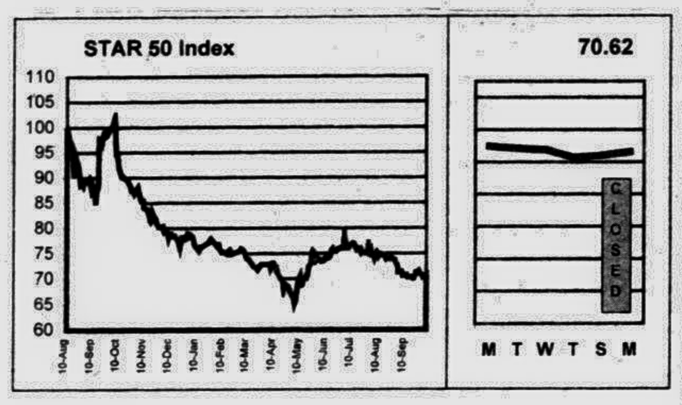

Fifty companies have been chosen for calculation of the **STAR 50 Index** based on their market capitalisation, liquidity, free float and corporate track record. The **Base Period** for the Index is **August 10, 1998**. The calculation has been done according to the widely used International Finance Corporation formula.

DSE All Share Price Index

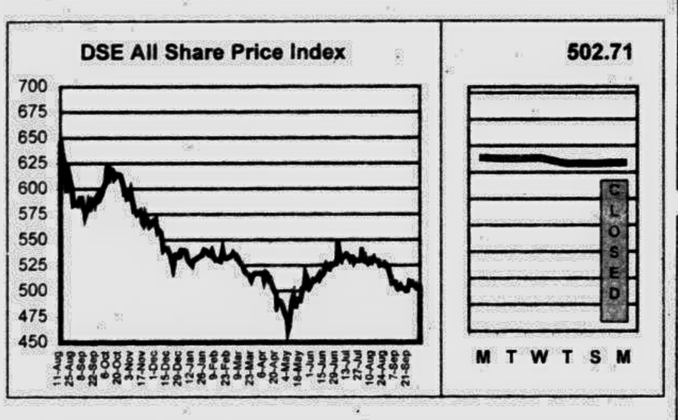

CSE All Share Price Index

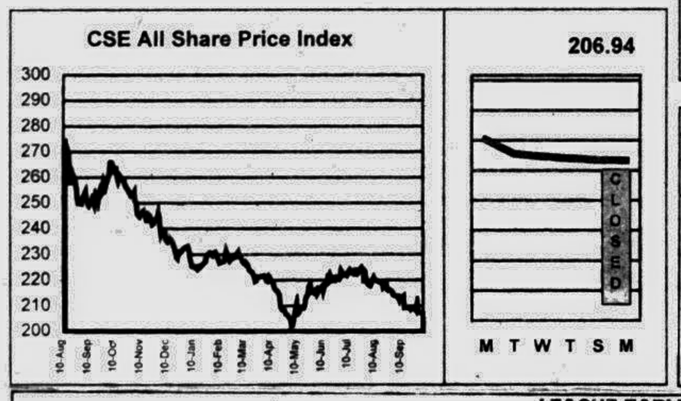

DAY'S MARKET
October 4, 1999

	DSE	CSE
All Share Price Index	502.71	206.94
Change in Index (pts)	0.37	(0.14)
Change in Index (%)	0.07%	-0.07%
Market Capitalisation (cr Tk)	4,571.45	3,818.84
Market Capitalisation (mil US$)	952.39	795.59
Turnover Volume ('000)	2,679	1,381
Turnover Value (cr Tk)	10.29	3.56
No. of Issues Traded	163	57
No. of Issues Gained	62	11
No. of Issues Incurred Loss	85	33
No. of Issues Unchanged	16	13
Price Earning Ratio (x)	6.58	6.42
Dividend Yield (%)	8.73	9.23

DAY'S MARKET LEADERS

TURNOVER LEADERS

	DSE	Vol '000	Value Tkm		CSE	Vol '000	Value Tkm
1	Sinobangla	643	19.03	1	Sinobangla	845	25.08
2	Dynamic Tex	360	15.41	2	Eagle Star Tex	327	3.86
3	Monospool	43	6.62	3	Dynamic Tex	42	1.79
4	Paper Pro	50	5.32	4	BD Welding	80	0.96
5	Samorita Hosp	35	5.06	5	Dhaka Fish	5	0.69
6	Northern Jute	134	4.66	6	Samorita Hosp	4	0.61
7	Rupan Oil	278	3.34	7	Rupan Oil	38	0.46
8	Eagle Star Tex	246	2.90	8	Meghna Shrimp	2	0.20
9	Mona Food	30	2.74	9	Beximco Pharma	5	0.16
10	Dhaka Fish	15	2.17	10	Shine Pukur	3	0.15

CAPITAL GAINERS

	DSE	Vol '000	Change %		CSE	Vol '000	Change %
1	Metalex Corp	0.12	12.32	1	Eagle Star Tex	327.30	7.27
2	Bangla Pro	0.23	7.53	2	Beximco Denim	0.05	2.38
3	Eagle Star Tex	245.50	7.27	3	GEM Knit	0.35	1.44
4	Phonix Ins	0.02	6.81	4	Shine Pukur	2.80	1.41
5	Pharma Aids	0.01	4.13	5	Alltex Ind	0.90	1.12
6	Janata Ins	0.04	3.45	6	Aziz Pipes	0.03	1.08
7	Northern Jute	133.80	3.26	7	Square Pharma	0.10	1.01
8	1st ICB M Fund	0.01	2.77	8	EHL	1.02	0.77
9	Central Ins	0.04	2.59	9	Paragon Leather	0.40	0.49
10	National Tubes	0.06	2.55	10	Apex Footwear	0.02	0.46

CAPITAL LOSERS

	DSE	Vol '000	Change %		CSE	Vol '000	Change %
1	Sinobangla	643.00	(6.62)	1	Saiham Tex	0.23	(7.69)
2	BD Autocars	0.98	(5.50)	2	Fu-Wang Cera	0.05	(4.33)
3	Eagle Box	2.45	(4.55)	3	Sinobangla	844.50	(3.26)
4	Rupan Oil	278.20	(4.00)	4	BD Autocars	0.03	(2.93)
5	Renwick Jaj	1.78	(3.82)	5	BD Dyeing	0.06	(2.93)
6	Paper Pro	50.06	(3.63)	6	Pragati Ins	0.09	(2.66)
7	Mona Food	30.40	(3.22)	7	Rupan Oil	38.40	(2.42)
8	Dhaka Vege	0.60	(3.20)	8	BD Welding	79.50	(2.42)
9	Mita Tex	2.04	(3.13)	9	BD Zipper	0.30	(2.19)
10	GQ Ball Pen	0.10	(3.13)	10	Mona Food	1.35	(2.16)

LEAGUE TABLE

Company Name	FV/ML Tk/nos	Market Performance: Dhaka Stock Exchange Vol nos	Day's High Tk	Day's Low Tk	Day's Closing Tk	Prev. Closing Tk	Net Chg Tk	Chittagong Stock Exchange Vol nos	Day's Closing Tk	Prev. Closing Tk	Net Chg Tk	AGM Year End YM	Date D/M/Y	Financial Performance: EPS Tk	P/E x	DPS Tk	Yield %	NAV per Share Tk	Price/NAV x
Banks																			
Al-Arafa	1000/1	30	980.00	975.00	977.00	977.75	(0.75)	5	970.00	990.00	(20.00)	9812	23/8/99	210.82	4.63	150.00	15.35	1,220.00	0.80
Al Baraka Bank	1000/1	-	-	-	-	930.00	-	-	-	-	-	9812	16/9/99	(226.30)	-	-	-	1,129.00	0.82
Arab Bangladesh Bank	100/5	-	-	-	-	91.00	-	200	93.00	93.00	-	9712	12/9/98	24.03	3.79	10.00	10.39	177.92	0.51
City Bank	100/5	-	-	-	-	135.00	-	-	-	115.00	-	9712	14/12/98	55.68	2.43	-	-	264.45	0.51
Eastern Bank	100/20	-	-	-	-	120.00	-	-	-	-	-	9712	12/11/98	57.14	2.10	-	-	159.58	0.75
IDLC	100/20	140	375.00	370.00	374.00	366.00	8.00	-	-	365.00	-	9812	10/6/99	31.75	11.78	25.00	6.68	924.02	1.67
IFIC Bank	100/5	60	103.00	103.00	103.00	102.75	0.25	-	-	97.00	-	9612	5/7/99	23.34	4.41	-	-	196.22	0.52
Islami Bank	1000/1	37	1,949.00	1,935.00	1,944.25	1,939.75	4.50	-	-	1,892.00	-	9812	26/8/99	303.33	6.41	210.00	10.80	4,182.10	0.46
National Bank	100/20	1,260	71.50	70.50	70.75	71.25	(0.50)	-	-	72.50	-	9712	24/11/98	43.47	1.63	-	-	261.19	0.27
Pubali Bank	100/5	15	124.00	120.00	121.25	121.00	0.25	-	-	103.00	-	9712	29/11/98	262.14	0.46	-	-	323.20	0.38
Rupali Bank	100/10	-	-	-	-	72.50	-	-	-	80.00	-	9712	20/3/99	0.81	89.51	-	-	143.23	0.51
UCBL	100/5	-	-	-	-	68.00	-	-	-	75.00	-	9612	27/8/97	34.66	1.96	-	-	198.58	0.34
United Leasing	100/20	60	540.00	530.00	535.00	540.00	(5.00)	-	-	-	-	9812	20/5/99	63.07	8.48	25.00	4.67	402.91	1.33
Uttara Bank	100/5	5	89.00	89.00	89.00	88.50	0.50	-	-	-	-	9712	24/11/98	4.98	17.87	-	-	304.72	0.29
Uttara Finance	100/50	250	148.00	146.00	147.25	146.00	1.25	-	-	156.25	-	9812	22/6/99	15.59	9.45	15.00	10.19	108.71	1.38
Investment																			
1st BDRS MF	100/50	50	63.00	63.00	63.00	63.00	-	-	-	62.00	-	9612	-	-	-	-	-	100.00	0.63
1st ICB MF	100/5	5	1,000.00	1,000.00	1,000.00	973.00	27.00	-	-	1,200.00	-	9806	21/10/98	119.44	8.37	70.00	7.00	359.74	2.78
2nd ICB MF	100/5	-	-	-	-	361.25	-	-	-	425.00	-	9806	21/10/98	10.49	36.34	30.00	7.87	141.57	2.89
3rd ICB MF	100/5	5	355.00	355.00	355.00	360.00	(5.00)	-	-	282.00	-	9806	21/10/98	18.69	18.99	35.00	9.86	234.79	1.51
4th ICB MF	100/10	-	-	-	-	271.00	-	-	-	306.75	-	9806	21/10/98	27.81	9.74	32.00	11.81	167.65	1.62
5th ICB MF	100/10	-	-	-	-	190.00	-	-	-	300.00	-	9806	21/10/98	16.93	11.22	22.00	11.58	134.46	1.41
6th ICB MF	100/10	-	-	-	-	140.00	-	-	-	125.00	-	9806	21/10/98	9.39	14.91	18.00	12.86	135.10	1.04
7th ICB MF	100/50	150	111.25	111.25	111.25	114.50	(3.25)	-	-	115.00	-	9806	21/10/98	6.72	16.56	14.00	12.58	119.42	0.93
8th ICB MF	100/50	50	105.00	105.00	105.00	105.50	(0.50)	200	105.00	105.00	-	9806	21/10/98	3.35	31.34	12.00	11.43	116.60	0.90
ICB	100/5	-	-	-	-	115.00	-	-	-	175.00	-	9806	21/10/98	22.06	5.21	7.00	6.09	285.84	0.40
Engineering																			
Aftab Automobile	100/5	190	192.50	189.50	191.00	194.50	(3.50)	-	-	182.00	-	9808	17/12/98	27.55	6.93	16.00	8.38	237.80	0.80
Anwar Galvanizing	100/50	550	152.75	150.00	150.25	148.25	2.00	-	-	150.00	-	9806	28/4/99	2.16	69.56	15.00	9.98	113.00	1.33
Atlas Bangladesh	10/50	150	136.00	136.00	136.00	134.00	2.00	-	-	-	-	9806	24/12/98	23.77	5.72	5.00	3.68	78.70	1.73
Aziz Pipe	100/5	1,150	489.00	483.00	487.25	483.75	3.50	25	470.00	465.00	5.00	9812	26/8/99	45.83	10.63	30.00	6.16	562.70	0.87
BD Autocars	100/5	980	95.00	88.25	90.25	95.50	(5.25)	25	91.00	93.75	(2.75)	9706	30/12/97	11.69	7.72	-	-	130.72	0.69
BD Lamps	100/5	150	465.00	458.00	460.75	460.00	0.75	-	-	445.00	-	9812	16/9/99	24.62	18.71	20.00	4.34	248.51	1.85
BEMCO	100/10	-	-	-	-	79.50	-	-	-	-	-	9712	30/12/98	(30.96)	-	-	-	76.67	1.04
Bengal Steel	10/50	-	-	-	-	1,113.70	-	-	-	-	-	9712	27/9/98	(21.64)	-	-	-	(68.28)	-
Eastern Cables	100/5	1,030	90.00	88.50	89.50	88.75	0.75	80	90.00	90.00	-	9806	24/6/99	7.57	11.82	12.00	13.41	168.73	0.53
Karim Pipe	100/5	200	87.00	87.00	87.00	88.00	(1.00)	-	-	-	-	9712	24/12/98	(22.77)	-	-	-	58.60	1.48
Kay & Que	100/50	500	137.00	133.25	135.75	136.50	(0.75)	-	-	140.00	-	9712	28/9/98	2.64	51.42	-	-	121.64	1.12
Metalex Corp.	100/5	120	141.00	130.00	136.75	121.75	15.00	-	-	-	-	9506	24/4/96	(562.54)	-	-	-	(3,101.00)	-
Monno Jute Staffer	100/5	-	-	-	-	225.50	-	-	-	-	-	9712	1/12/98	22.89	9.94	20.00	8.87	228.48	0.99
Monno Jutex	100/5	-	-	-	-	672.50	-	-	-	-	-	9806	2/12/98	136.91	6.37	75.00	8.60	689.99	1.26
National Tubes	100/10	60	540.00	495.00	512.75	500.00	12.75	-	-	-	-	9806	21/4/99	108.33	4.73	30.00	5.85	(11.28)	-
Olympic Industries	100/5	335	108.25	107.50	107.75	108.25	(0.50)	-	-	109.00	-	9703	22/12/97	19.22	5.61	20.00	18.56	184.61	0.58
Quasem Drycell	10/50	15,500	15.40	15.30	15.30	15.20	0.10	400	15.30	15.40	(0.10)	9806	10/12/98	1.77	8.64	2.00	13.07	26.33	0.58
Rangpur Foundry	10/500	40,500	15.50	15.30	15.30	15.40	(0.10)	8,000	15.40	15.40	-	9809	-	1.32	11.59	-	-	12.88	1.19
Renwick Jajnes	100/5	1,775	85.75	81.25	81.75	85.00	(3.25)	-	-	-	-	9806	31/12/98	(15.46)	-	-	-	(21.96)	-
Singer Bangladesh	100/5	250	1,030.00	1,012.00	1,022.25	1,018.25	4.00	-	-	-	-	9902	19/5/99	91.99	11.11	100.00	9.78	156.05	6.55
Thai Aluminum	100/10	240	275.00	250.00	263.75	265.00	(1.25)	-	-	220.00	-	9812	16/9/99	22.39	11.78	20.00	7.58	147.48	1.79
Tonkiyal Tea	100/50	7,600	63.50	62.00	62.00	63.50	(1.50)	-	-	63.00	-	9806	9/12/98	(11.26)	-	-	-	87.77	0.71
Food & Allied																			
AB Biscuit	100/5	-	-	-	-	70.00	-	-	-	-	-	9506	30/12/95	(26.78)	-	-	-	238.76	0.29
Alpha Tobacco	10/50	550	55.50	55.00	55.10	55.00	0.10	-	-	58.20	-	9810	9/4/99	7.32	7.53	5.25	9.53	77.96	0.71
Amam Sea Food	100/5	45	270.00	270.00	270.00	268.00	2.00	-	-	-	-	9806	7/12/98	(18.37)	-	-	-	1.03	262.14
AMCL (Pran)	100/10	40	296.25	294.00	295.50	297.75	(2.25)	-	-	280.00	-	9806	15/12/98	39.44	7.49	20.00	6.77	217.85	1.36
Apex Food	100/5	350	350.50	347.00	348.75	348.25	0.50	-	-	350.00	-	9806	24/12/98	19.57	17.82	20.00	5.73	689.59	0.52
Bangas	100/5	190	165.00	164.25	164.25	168.25	(4.00)	-	-	-	-	9806	18/12/98	15.91	10.32	15.00	9.13	146.30	1.12
BD Plantation	100/5	-	-	-	-	442.00	-	-	-	-	-	9806	15/12/98	23.83	18.55	-	-	255.05	1.73
Bengal Biscuit	100/20	6,940	75.75	74.00	74.00	74.25	(0.25)	880	74.75	75.25	(0.50)	9806	28/6/99	4.97	14.89	-	-	239.29	0.31
Beximco Fisheries	100/20	60	90.25	90.25	90.25	92.25	(2.00)	-	-	93.00	-	9712	19/11/98	18.53	4.87	20.00	22.16	132.82	0.68
BLTC	100/5	-	-	-	-	990.00	-	-	-	-	-	9812	29/8/99	44.40	22.30	30.00	3.03	1,498.90	0.66
BATBC	10/50	800	115.00	111.80	113.20	112.70	0.50	-	-	110.80	-	9812	17/5/99	12.59	8.99	9.00	7.95	39.22	2.89
Chittagong Vegetable	100/10	280	82.25	81.25	82.00	82.75	(0.75)	-	-	81.75	-	9806	30/12/98	(5.22)	-	-	-	226.32	0.36
Dhaka Fisheries	100/50	14,600	155.00	148.00	148.50	152.25	(3.75)	4,600	149.00	152.00	(3.00)	9806	17/12/98	4.21	35.27	-	-	117.01	1.27
Dhaka Vegetable	100/5	600	53.25	52.75	53.00	54.75	(1.75)	-	-	-	-	9506	10/9/97	(5.33)	-	-	-	108.80	0.49
EL Camelia	100/5	-	-	-	-	1,850.00	-	-	-	-	-	9612	18/9/99	118.32	15.64	-	-	(61.68)	-
Gachihata	100/50	3,200	48.00	47.00	47.00	47.50	(0.50)	250	47.75	47.75	-	9804	30/11/98	6.59	7.13	-	-	139.32	0.34
Gemini Sea Food	100/5	-	-	-	-	150.25	-	-	-	-	-	9809	12/12/98	12.87	11.67	10.00	6.66	(245.80)	-
Gulf Foods	100/50	4,700	142.50	140.75	140.75	142.25	(1.50)	-	-	143.00	-	9806	28/12/98	0.38	370.39	-	-	100.89	1.40
Hil Plantation	100/5	-	-	-	-	714.00	-	-	-	-	-	9806	15/12/98	134.73	5.30	15.00	2.10	430.72	1.66
Meghna Shrimp	100/20	11,420	91.75	89.25	89.25	90.25	(1.00)	2,240	89.25	90.00	(0.75)	9712	29/12/98	12.50	7.14	10.00	11.20	114.80	0.78
Meghna Vegetable Oil	100/50	3,300	100.00	97.50	98.50	99.75	(1.25)	-	-	107.00	-	9806	30/12/98	16.04	6.14	15.00	15.23	175.56	0.56
Modern Industries	100/5	5	73.25	73.25	73.25	75.50	(2.25)	-	-	-	-	9812	15/5/99	(15.43)	-	-	-	35.43	2.07
Mona Food	100/50	30,400	95.00	90.00	90.25	93.25	(3.00)	1,350	90.75	92.75	(2.00)	9806	29/12/98	6.71	13.45	5.00	5.54	109.24	0.83
NTC	100/5	-	-	-	-	642.00	-	-	-	442.75	-	9812	21/4/99	68.57	9.36	32.00	4.98	454.08	1.41
Rabeya Flour	10/50	-	-	-	-	8.10	-	-	-	-	-	9712	21/9/98	1.31	6.18	10.00	123.46	7.93	1.02
Rahima Food Corp	100/50	4,400	49.75	48.75	48.75	49.75	(1.00)	150	49.50	49.75	(0.25)	9806	27/12/98	1.81	26.93	5.00	10.26	114.45	0.43
Raspit Food	10/500	101,000	19.50	18.70	18.80	19.30	(0.50)	1,000	19.10	19.40	(0.30)	9612	30/10/97	1.18	15.93	-	-	10.16	1.85
Rupon Oil	10/100	278,200	12.70	11.90	12.00	12.50	(0.50)	38,400	12.10	12.40	(0.30)	9706	12/8/98	0.11	109.09	-	-	32.14	0.37
Shyampur Sugar Mills	10/100	26,100	9.50	9.20	9.30	9.20	0.10	-	-	-	-	9806	24/6/99	(75.75)	-	-	-	10.00	0.93
Tripti Industries	100/5	385	65.00	64.25	64.50	65.00	(0.50)	210	64.00	64.25	(0.25)	9608	-	4.74	13.61	10.00	15.50	110.00	0.59
Tulip Dairy	100/5	1,550	220.00	214.25	214.75	216.75	(2.00)	-	-	-	-	9306	30/3/95	(35.14)	-	-	-	53.99	3.98
Yousuf Flour	10/50	-	-	-	-	-	-	-	-	-	-	9806	29/12/98	0.16	-	-	-	10.29	-
Zeal Bangla	10/50	38,000	7.50	7.40	7.40	7.60	(0.20)	-	-	-	-	9706	26/6/98	(7.46)	-	-	-	(36.50)	-
Fuel & Power																			
BD Welding	10/500	168,500.00	12.50	12.20	12.20	12.40	(0.20)	79,500	12.10	12.40	(0.30)	9812	-	0.31	39.35	-	-	13.70	0.89
BOC	10/50	13,650	99.00	96.00	98.60	98.20	0.40	-	-	92.50	-	9808	1/2/99	7.79	12.66	3.80	3.85	48.08	2.05
Eastern Lubricant	10/50	-	-	-	-	160.00	-	-	-	-	-	9806	18/3/99	5.64	28.37	3.50	2.19	42.42	3.77
National Oxyg.	100/10	490	75.50	73.00	74.00	75.50	(1.50)	-	-	73.00	-	9606	30/6/97	(1,110.86)	-	-	-	(337.60)	-
Padma Oil	10/50	10,000	160.90	160.90	160.90	161.80	(0.90)	-	-	150.00	-	9606	21/3/99	16.55	9.72	4.50	2.80	80.57	2.00
Jute																			
Ahad Jute	100/10	-	-	-	-	-	-	-	-	-	-	9806	28/12/98	(6.74)	-	-	-	103.64	-
Islam Jute	100/5	-	-	-	-	106.00	-	-	-	-	-	9808	10/12/98	40.02	2.65	-	-	1,164.00	0.09
Jute Spinners	100/5	-	-	-	-	128.00	-	-	-	-	-	9806	31/3/99	29.55	4.33	15.00	11.72	724.39	0.18
Mutual Jute	100/5	-	-	-	-	143.00	-	-	-	-	-	9806	27/12/98	25.35	5.64	15.00	10.49	190.21	0.75
Northern Jute	10/200	133,800	35.80	34.00	34.80	33.70	1.10	-	-	-	-	9806	10/12/98	(1.69)	-	-	-	14.63	2.38
Saleh Carpet	10/200	18,600	5.30	5.30	5.30	5.30	-	-	-	-	-	9612	22/12/97	(12.81)	-	-	-	(104.30)	-
Sonali Aish	100/5	-	-	-	-	275.00	-	-	-	-	-	9806	31/12/98	72.22	3.81	-	-	195.56	1.41
Textile																			
Al-Haj Textile	10/50	-	-	-	-	-	-	-	-	-	-	9806	17/12/98	2.66	-	10.00	-	12.54	-
Alltex Industries	100/50	7,100	46.25	45.00	46.00	45.50	0.50	900	45.25	44.75	0.50	9806	17/12/98	11.87	3.88	-	-	122.81	0.37
Anlima Yarn Dyeing	100/50	850	93.25	92.25	92.75	92.50	0.25	-	-	92.00	-	9806	30/12/98	15.26	6.08	10.00	10.78	105.24	0.88
Apex Spinning	100/20	200	112.00	110.00	111.00	112.00	(1.00)	-	-	108.00	-	9803	7/12/98	23.97	4.63	12.50	15.08	152.57	0.73

LEAGUE TABLE

Company Name	FV/ML Tk/nos	Market Performance: Dhaka Stock Exchange Vol nos	Day's High Tk	Day's Low Tk	Day's Closing Tk	Prev. Closing Tk	Net Chg Tk	Chittagong Stock Exchange Vol nos	Day's Closing Tk	Prev. Closing Tk	Net Chg Tk	AGM Year End YM	Date D/M/Y	Financial Performance: EPS Tk	P/E x	DPS Tk	Yield %	NAV per Share Tk	Price/NAV x
Pharma & Chemical																			
ACI	10/50	5,800	27.00	26.80	26.90	26.90	-	400	26.80	26.90	(0.10)	9812	20/5/99	3.26	8.25	2.50	9.29	30.87	0.87
Ambee Pharma	10/50	450	30.50	29.60	29.80	29.40	0.40	-	-	30.00	-	9812	9/9/99	1.04	28.65	1.00	3.36	11.51	2.59
Bangla Process	100/5	225	103.00	95.00	100.00	93.00	7.00	-	-	-	-	9806	19/12/98	10.87	9.20	-	-	62.21	1.61
BCIL	100/10	60	88.00	86.25	87.00	87.50	(0.50)	-	-	92.25	-	9806	17/12/98	12.85	6.77	10.00	11.49	146.68	0.59
Beximco Infusions	100/10	380	265.00	260.00	262.00	260.50	1.50	-	-	254.25	-	9712	15/11/98	45.80	5.72	25.00	9.54	160.03	1.64
Beximco Pharma	10/50	47,250	34.20	33.60	33.80	33.80	-	4,900	33.50	33.70	(0.20)	9712	10/12/98	8.25	4.10	3.00	8.88	64.37	0.53
Beximco Synthetics	100/20	1,720	157.50	155.50	156.50	155.75	0.75	-	-	152.50	-	9712	19/11/98	34.19	4.58	25.00	15.97	127.61	1.23
Glaxo Bangladesh	10/50	-	-	-	-	120.60	-	-	-	-	-	9812	20/5/99	6.56	18.38	3.00	2.49	45.60	2.64
Imam Button	100/50	10,050	101.25	99.00	99.50	101.25	(1.75)	650	100.75	101.50	(0.75)	9806	30/12/98	7.37	13.50	5.00	5.03	100.47	0.99
JH Chemical	100/50	3,400	122.50	119.25	119.50	121.75	(2.25)	100	120.50	121.75	(1.25)	9712	-	-	-	-	-	100.00	1.20
Kohinoor Chemicals	100/5	845	86.00	83.00	84.00	85.50	(1.50)	-	-	85.00	-	9406	27/2/95	(7.77)	-	-	-	(270.20)	-
Libra Pharma	100/20	-	-	-	-	279.00	-	-	-	250.50	-	9806	17/12/98	37.04	7.53	22.00	7.89	268.09	1.04
National Polymer	100/10	540	144.00	139.00	141.00	139.25	1.75	-	-	155.00	-	9706	29/9/97	38.82	3.63	20.00	14.18	169.44	0.83
Orion Infusion	100/20	-	-	-	-	40.75	-	-	-	34.43	-	9606	3/2/97	8.09	5.04	17.00	41.72	102.38	0.40
Perfume Chemical	100/50	2,600	64.50	63.50	63.75	64.75	(1.00)	50	63.75	64.25	(0.50)	9806	30/4/98	1.62	39.35	-	-	108.11	0.59
Petro Synthetic	10/50	100	20.60	20.60	20.60	20.70	(0.10)	-	-	-	-	9712	25/9/98	(13.88)	-	-	-	(54.67)	-
Pharma Aids	100/5	5	126.00	126.00	126.00	121.00	5.00	-	-	-	-	9806	27/12/98	(2.83)	-	-	-	114.78	1.10
Pharmaco	100/5	13,180	128.75	124.50	125.25	129.00	(3.75)	-	-	-	-	9806	31/3/99	3.55	35.28	-	-	61.34	2.04
Rahman Chemicals	100/10	4,800	62.50	58.75	59.75	60.75	(1.00)	-	-	-	-	9712	24/9/98	(2.84)	-	-	-	(49.90)	-
Reckitt & Colman	10/50	450	68.10	68.00	68.00	68.80	(0.80)	-	-	70.00	-	9901	17/5/99	5.15	13.20	3.00	4.41	28.54	2.38
Renata	100/5	-	-	-	-	462.00	-	-	-	-	-	9812	16/6/99	45.77	10.09	25.00	5.41	635.89	0.73
Square Pharma	100/20	500	603.00	597.50	600.50	598.25	2.25	100	596.00	592.00	6.00	9803	13/8/98	114.27	5.26	45.00	7.49	677.49	0.88
TBL	100/5	220	85.00	75.00	77.75	78.75	(1.00)	-	-	86.00	-	9812	30/9/99	(306.24)	-	-	-	(792.50)	-
The Ibnsina	100/10	-	-	-	-	155.50	-	-	-	160.00	-	9806	6/2/99	20.54	7.57	17.00	10.93	111.39	1.40
Wata Chemicals	100/20	340	153.75	151.00	151.75	152.75	(1.00)	-	-	165.00	-	9812	21/7/99	7.00	21.68	12.50	8.24	184.18	0.82