The Daily Star BUSINESS

DHAKA SUNDAY, SEPTEMBER 26, 1999

STAR 50 Index

71.59

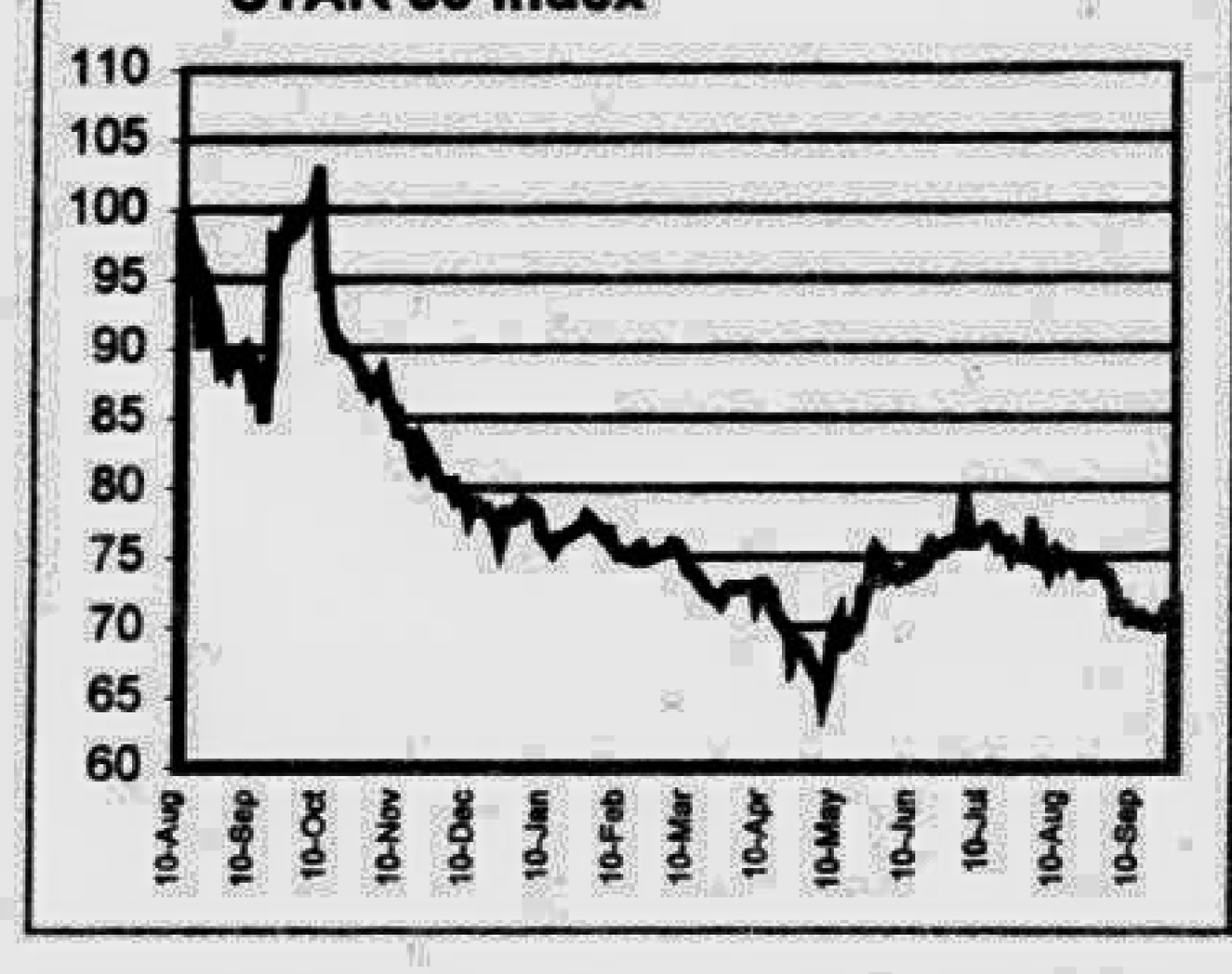



Fifty companies have been chosen for calculation of the **STAR 50 Index** based on their market capitalisation, liquidity, free float and corporate track record. The **Base Period** for the Index is **August 10, 1998**. The calculation has been done according to the widely used International Finance Corporation formula.

DSE All Share Price Index

508.73



CSE All Share Price Index

209.43



DAY'S MARKET

September 25, 1999

	DSE	CSE
All Share Price Index	508.73	209.43
Change in Index (pts)	0.16	0.63
Change in Index (%)	0.03%	0.30%
Market Capitalisation (cr Tk)	4,626.18	3,863.62
Market Capitalisation (mil US$)	963.79	804.92
Turnover Volume ('000)	5,333	3,045
Turnover Value (cr Tk)	17.73	8.35
No. of Issues Traded	161	56
No. of Issues Gained	48	25
No. of Issues Incurred Loss	93	20
No. of Issues Unchanged	20	11
Price Earning Ratio (x)	6.64	6.48
Dividend Yield (%)	8.63	9.13

DAY'S MARKET LEADERS

TURNOVER LEADERS

DSE		Vol '000	Value Tkm	CSE		Vol '000	Value Tkm
1	Sinobangla	1,150	28.85	1	Sinobangla	2,484	73.28
2	Raspit Food	1,155	24.59	2	Rupan Oil	382	5.47
3	Paper Pro	153	20.01	3	Mona Food	31	3.11
4	Rupan Oil	1,119	16.00	4	Dhaka Fish	9	1.36
5	Monospool	75	9.95	5	Sajib Knit	11	0.83
6	Mona Food	76	7.68	6	BD Autocars	5	0.46
7	Pharmaco	40	5.26	7	BD Welding	35	0.45
8	Dynamic Tex	81	3.33	8	Beximco Pharma	11	0.39
9	Dhaka Fish	17	2.74	9	Samorita Hosp	2	0.28
10	BD Welding	190	2.41	10	Eagle Star Tex	23	0.25

CAPITAL GAINERS

DSE		Vol '000	Change %	CSE		Vol '000	Change %
1	Mona Food	75.90	19.82	1	Mona Food	30.75	19.88
2	STM.	0.20	9.35	2	Sinobangla	2,484.00	12.17
3	Rahima Food	14.15	4.41	3	Dulamia Cotton	0.02	6.00
4	Alpha Tobacco	0.25	4.17	4	Rahima Food	1.00	5.94
5	Shampur Sugar	171.90	4.12	5	Sajib Knit	10.75	4.04
6	Padma Oil	5.10	3.61	6	Kohinoor	0.10	2.41
7	IDLC	0.10	3.57	7	Beximco Knit	0.60	1.80
8	BGIC	0.07	3.10	8	Bengal Biscuits	0.82	1.64
9	Pharmaco	40.14	2.54	9	Wonderland Toys	0.70	1.54
10	BCIL	0.69	2.53	10	BEXIMCO	1.20	1.49

CAPITAL LOSERS

DSE		Vol '000	Change %	CSE		Vol '000	Change %
1	Paper Pro	152.71	(19.75)	1	BD Autocars	4.79	(8.39)
2	Pharma Aids	0.01	(13.73)	2	Ibn Sina	0.05	(6.09)
3	Libra Pharma	0.04	(9.38)	3	Lexco Ltd	0.05	(4.61)
4	Peoples Ins	0.01	(9.31)	4	Dhaka Fish	8.65	(2.64)
5	Desh Garment	0.06	(8.78)	5	Apex Weaving	0.05	(2.59)
6	BD Autocars	17.71	(8.29)	6	Perfume Chemi	2.40	(2.55)
7	Renata	0.01	(7.60)	7	Apex Spinning	0.02	(2.26)
8	Rahim Tex	0.44	(6.05)	8	BD Welding	35.00	(1.54)
9	NTC	0.01	(5.38)	9	National Oxygen	0.01	(1.35)
10	Modern Ind	0.21	(5.08)	10	Delta Millers	1.34	(1.24)

LEAGUE TABLE

Company Name	FV/ML	Market Performance: Dhaka Stock Exchange						Chittagong Stock Exchange				AGM		Financial Performance					
		Vol	Day's High	Day's Low	Day's Closing	Prev. Closing	Net Chg	Vol	Day's Closing	Prev. Closing	Net Chg	Year End	Date	EPS	P/E	DPS	Yield	NAV per Share	Price/NAV
	Tk/nos	nos	Tk	Tk	Tk	Tk	Tk	nos	Tk	Tk	Tk	YM	D/M/Y	Tk	x	Tk	%	Tk	x
Banks																			
Al-Arafa	1000/1	135	998.00	968.00	990.25	990.00	0.25	-	-	990.00	-	9812	23/8/99	210.82	4.70	150.00	15.15	1,220.00	0.81
Al Baraka Bank	1000/1	-	-	-	-	995.00	-	-	-	-	-	9812	18/9/99	(226.30)	-	-	-	1,129.00	0.88
Arab Bangladesh Bank	100/5	150	90.25	90.00	90.00	91.00	(1.00)	100	94.00	94.00	-	9712	12/9/98	24.03	3.75	10.00	11.11	177.92	0.51
City Bank	100/5	-	-	-	-	144.50	-	-	-	115.00	-	9712	14/12/98	55.66	2.60	-	-	264.45	0.55
Eastern Bank	100/20	-	-	-	-	120.00	-	-	-	-	-	9712	12/11/98	57.14	2.10	-	-	159.58	0.75
IDLC	100/20	100	370.00	358.00	363.00	350.50	12.50	-	-	365.00	-	9812	10/6/99	31.75	11.43	25.00	6.89	224.02	1.62
IFIC Bank	100/5	85	102.75	102.50	102.50	102.50	-	-	-	97.00	-	9612	5/7/99	23.34	4.39	-	-	196.22	0.52
Islami Bank	1000/1	6	1,935.00	1,920.00	1,922.50	1,916.00	6.50	-	-	1,892.00	-	9812	26/8/99	303.33	6.34	210.00	10.92	4,182.10	0.46
National Bank	100/20	1,700	74.75	73.50	74.00	74.00	-	-	-	72.50	-	9712	24/11/98	43.47	1.70	-	-	261.19	0.28
Pubali Bank	100/5	15	129.00	129.00	129.00	129.25	(0.25)	-	-	103.00	-	9712	29/11/98	262.14	0.49	-	-	323.20	0.40
Rupali Bank	100/10	-	-	-	-	73.00	-	-	-	80.00	-	9712	20/3/99	0.81	90.12	-	-	143.23	0.51
UCBL	100/5	-	-	-	-	74.75	-	-	-	75.00	-	9612	27/8/97	34.66	2.16	-	-	198.58	0.38
United Leasing	100/20	-	-	-	-	517.50	-	-	-	-	-	9812	20/5/99	63.07	8.21	25.00	4.83	402.91	1.28
Uttara Bank	100/5	10	85.50	85.50	85.50	90.00	(4.50)	-	-	-	-	9712	24/11/98	4.98	17.17	-	-	304.72	0.28
Uttara Finance	100/50	-	-	-	-	150.75	-	-	-	156.25	-	9812	22/6/99	15.59	9.67	15.00	9.95	106.71	1.41
Investment																			
1st BSRS MF	100/50	100	64.50	64.00	64.25	64.50	(0.25)	-	-	65.00	-	-	-	-	-	-	-	-	-
1st ICB MF	100/5	-	-	-	-	900.00	-	-	-	1,200.00	-	9806	21/10/98	119.44	7.54	70.00	7.78	358.74	2.50
2nd ICB MF	100/5	-	-	-	-	381.25	-	-	-	425.00	-	9806	21/10/98	10.49	36.34	30.00	7.87	141.57	2.69
3rd ICB MF	100/5	25	385.00	350.00	378.00	385.00	(7.00)	-	-	282.00	-	9806	21/10/98	18.69	20.22	35.00	9.26	234.79	1.61
4th ICB MF	100/10	-	-	-	-	271.00	-	-	-	306.75	-	9806	21/10/98	27.81	9.74	32.00	11.81	167.65	1.62
5th ICB MF	100/10	-	-	-	-	190.00	-	-	-	300.00	-	9806	21/10/98	16.93	11.22	22.00	11.58	134.46	1.41
6th ICB MF	100/10	-	-	-	-	136.00	-	-	-	150.00	-	9806	21/10/98	9.39	14.48	18.00	13.24	135.10	1.01
7th ICB MF	100/50	-	-	-	-	120.00	-	-	-	115.00	-	9806	21/10/98	8.72	17.86	14.00	11.67	119.42	1.00
8th ICB MF	100/50	150	106.50	108.00	108.25	106.75	1.50	-	-	103.50	-	9806	21/10/98	3.35	32.31	12.00	11.09	116.60	0.93
ICB	100/5	-	-	-	-	106.50	-	-	-	175.00	-	9806	21/10/98	22.06	4.83	7.00	6.57	285.84	0.37
Engineering																			
Aftab Automobile	100/5	785	194.00	190.00	191.75	189.50	2.25	-	-	182.00	-	9808	17/12/98	27.55	6.96	16.00	8.34	237.80	0.81
Anwar Galvanizing	100/50	-	-	-	-	152.00	-	-	-	153.00	-	9806	28/4/99	2.16	70.37	15.00	9.87	113.00	1.35
Atlas Bangladesh	10/50	650	138.00	136.00	137.60	136.30	1.30	-	-	-	-	9806	24/12/98	23.77	5.79	5.00	3.63	78.70	1.75
Aziz Pipe	100/5	750	466.00	464.00	466.50	466.25	0.25	-	-	465.00	-	9812	26/6/99	45.83	10.18	30.00	6.43	562.70	0.83
BD Autocars	100/5	17,705	110.00	96.50	99.50	108.50	(9.00)	4,790	95.50	104.25	(8.75)	9706	30/12/97	11.69	8.51	-	-	130.72	0.76
BD Lamps	100/5	130	470.00	460.50	466.50	462.25	4.25	-	-	445.00	-	9812	16/9/99	24.52	18.96	20.00	4.29	248.51	1.88
BEMCO	100/10	-	-	-	-	86.50	-	-	-	-	-	9712	30/12/98	(30.96)	-	-	-	76.67	1.13
Bengal Steel	10/50	-	-	-	-	1,113.70	-	-	-	-	-	9712	27/9/98	(21.64)	-	-	-	(88.28)	-
Eastern Cables	100/5	940	91.00	90.00	90.50	89.50	1.00	-	-	90.25	-	9808	24/6/99	7.57	11.96	12.00	13.26	168.73	0.54
Karim Pipe	100/5	2,250	99.00	92.00	94.25	98.75	(4.50)	-	-	-	-	9712	24/12/98	(22.77)	-	-	-	58.60	1.61
Kay & Que	100/50	1,550	140.00	137.00	138.25	140.25	(2.00)	-	-	140.00	-	9712	28/9/98	2.64	52.37	-	-	121.64	1.14
Metalex Corp.	100/5	85	140.00	132.75	136.25	142.75	(6.50)	-	-	-	-	9506	24/4/96	(562.54)	-	-	-	(3,101.00)	-
Monno Jute Stafller	100/5	-	-	-	-	225.00	-	-	-	-	-	9712	1/12/98	22.69	9.92	20.00	8.89	228.48	0.98
Monno Jutex	100/5	-	-	-	-	871.25	-	-	-	-	-	9806	2/12/98	136.91	6.36	75.00	8.61	689.99	1.26
National Tubes	100/10	-	-	-	-	491.25	-	-	-	-	-	9806	21/4/99	108.33	4.53	30.00	6.11	(11.28)	-
Olympic Industries	100/5	995	114.00	113.50	113.50	113.75	(0.25)	60	113.00	113.25	(0.25)	9703	22/12/97	19.22	5.91	20.00	17.62	184.61	0.61
Quasem Drycell	10/50	22,300	16.00	15.80	15.80	15.80	-	5,750	15.80	15.90	(0.10)	9806	10/12/98	1.77	8.93	2.00	12.66	26.33	0.60
Rangpur Foundry	10/500	57,000	16.10	15.80	15.80	16.00	(0.20)	3,500	15.90	15.80	0.10	9809	-	1.32	11.97	-	-	12.88	1.23
Renwick Jajnea	100/5	635	93.00	85.25	89.50	92.00	(2.50)	-	-	-	-	9806	31/12/98	(15.46)	-	-	-	(21.96)	-
Singer Bangladesh	100/5	295	1,010.00	996.25	998.75	1,006.00	(7.25)	-	-	-	-	9902	19/5/99	91.99	10.86	100.00	10.01	156.05	6.40
Thai Aluminum	100/10	-	-	-	-	237.00	-	-	-	220.00	-	9712	24/9/98	34.04	6.96	10.00	4.22	154.18	1.54
Wonderland Toys	100/50	7,050	67.75	65.25	65.75	66.50	(0.75)	700	66.00	66.00	-	9806	9/12/98	(11.25)	-	-	-	87.77	0.75
Food & Allied																			
AB Biscuit	100/5	-	-	-	-	70.00	-	-	-	-	-	9506	30/12/95	(29.78)	-	-	-	238.76	0.29
Alpha Tobacco	10/50	250	57.90	57.00	57.40	55.10	2.30	-	-	58.20	-	9810	9/4/99	7.32	7.84	5.25	9.15	77.96	0.74
Amam Sea Food	100/5	95	275.00	265.00	272.00	273.00	(1.00)	-	-	-	-	9806	7/12/98	(18.37)	-	-	-	1.03	264.08
AMCL (Pran)	100/10	620	297.00	291.00	294.75	294.75	-	-	-	280.00	-	9806	15/12/98	39.44	7.47	20.00	6.79	217.85	1.35
Apex Food	100/5	575	353.00	348.00	350.75	351.25	(0.50)	-	-	325.50	-	9806	24/12/98	19.57	17.92	20.00	5.70	669.59	0.52
Bangas	100/5	80	168.25	166.50	167.25	175.75	(8.50)	-	-	-	-	9806	18/12/98	15.91	10.51	15.00	8.97	146.30	1.14
BD Plantation	100/5	-	-	-	-	442.00	-	-	-	-	-	9806	15/12/98	23.83	18.55	-	-	255.05	1.73
Bengal Biscuit	100/20	18,780	78.50	75.75	77.50	76.75	0.75	820	77.25	76.00	1.25	9806	28/6/99	4.97	15.59	-	-	239.29	0.32
Beximco Fisheries	100/20	8,020	102.00	96.25	96.75	95.50	1.25	-	-	94.25	-	9712	19/11/98	18.53	5.22	20.00	20.67	132.82	0.73
BLTC	100/5	-	-	-	-	900.00	-	-	-	-	-	9812	26/8/99	44.40	20.27	30.00	3.33	1,498.90	0.60
BATBC	10/50	300	114.90	112.00	113.50	112.70	0.80	-	-	105.00	-	9812	17/5/99	12.59	9.02	9.00	7.93	39.22	2.89
Chittagong Vegetable	100/10	400	84.50	84.00	84.00	84.25	(0.25)	40	82.50	82.75	(0.25)	9806	30/12/98	(5.22)	-	-	-	226.32	0.37
Dhaka Fisheries	100/50	17,350	164.50	155.50	157.75	162.00	(4.25)	8,650	157.00	161.25	(4.25)	9806	17/12/98	4.21	37.47	-	-	117.01	1.35
Dhaka Vegetable	100/5	1,750	58.50	56.00	56.25	57.00	(0.75)	-	-	-	-	9506	10/9/97	(5.33)	-	-	-	108.80	0.52
EL Camellia	100/5	-	-	-	-	1,850.00	-	-	-	-	-	9812	18/9/99	116.32	15.64	-	-	(61.68)	-
Gachihata	100/50	8,000	50.50	49.50	49.75	50.25	(0.50)	200	49.75	50.00	(0.25)	9804	30/11/98	6.59	7.55	-	-	139.32	0.36
Gemini Sea Food	100/5	-	-	-	-	155.00	-	-	-	-	-	9809	12/12/98	12.87	12.04	10.00	6.45	(245.80)	-
Gulf Foods	100/50	13,350	147.50	143.75	145.25	145.75	(0.50)	100	144.50	145.00	(0.50)	9806	28/12/98	0.38	382.24	-	-	100.89	1.44
Hill Plantation	100/5	-	-	-	-	714.00	-	-	-	-	-	9806	15/12/98	134.73	5.30	15.00	2.10	430.72	1.66
Meghna Shrimp	100/20	12,660	90.50	89.25	90.00	90.25	(0.25)	1,040	90.25	90.00	0.25	9712	29/12/98	12.50	7.20	10.00	11.11	114.80	0.78
Meghna Vegetable Oil	100/50	1,400	104.00	103.00	103.50	105.25	(1.75)	-	-	107.00	-	9806	30/12/98	16.04	6.45	15.00	14.49	175.56	0.59
Modern Industries	100/5	205	88.00	80.50	84.00	88.50	(4.50)	-	-	-	-	9812	15/5/99	(15.43)	-	-	-	35.43	2.37
Mona Food	100/50	75,900	101.25	84.50	101.25	84.50	16.75	30,750	101.00	84.25	16.75	9806	29/12/98	6.71	15.09	5.00	4.94	109.24	0.93
NTC	100/5	10	620.25	620.25	620.25	655.50	(35.25)	-	-	442.75	-	9812	21/4/99	68.57	9.05	32.00	5.16	454.08	1.37
Rabeya Flour	10/50	-	-	-	-	-	-	-	-	-	-	9712	21/9/98	1.31	-	10.00	-	7.93	-
Rahima Food Corp.	100/50	14,150	54.00	51.00	53.25	51.00	2.25	1,000	53.50	50.50	3.00	9806	27/12/98	1.81	29.42	5.00	9.39	114.45	0.47
Raspit Food	10/500	1,154,500	23.90	21.10	21.30	211.50		500	21.60	209.00	-	9612	30/10/97	1.18	18.05	-	-	10.16	2.10
Rupon Oil	10/100	1,119,000	15.10	14.20	14.30	14.40	(0.10)	382,300	14.30	14.30	-	9706	12/8/98	0.11	130.00	-	-	32.14	0.44
Shyampur Sugar Mills	10/100	171,900	10.30	9.80	10.10	9.70	0.40	-	-	-	-	9806	24/6/99	(75.75)	-	-	-	10.00	1.01
Tripti Industries	100/5	290	67.00	66.75	66.75	67.75	(1.00)	100	67.00	67.25	(0.25)	9608	-	4.74	14.06	10.00	14.98	110.00	0.61
Tulip Dairy	100/5	4,880	223.50	217.50	218.75	221.50	(2.75)	-	-	-	-	9305	30/3/95	(35.14)	-	-	-	53.99	4.05
Yousuf Flour	10/50	-	-	-	-	-	-	-	-	-	-	9806	29/12/98	0.16	-	-	-	10.29	-
Zeal Bangla	10/50	58,900	8.20	8.00	8.00	8.00	-	-	-	-	-	9706	26/8/98	(7.46)	-	-	-	(36.50)	-
Fuel & Power																			
BD Welding	10/500	189,500.00	13.20	12.70	12.70	13.00	(0.30)	35,000	12.80	13.00	(0.20)	9812	-	0.31	40.97	-	-	13.70	0.93
BOC	10/50	2,400	98.40	93.30	95.30	93.70	1.60	-	-	93.00	-	9808	1/2/99	7.79	12.23	3.80	3.99	48.08	1.98
Eastern Lubricant	10/50	-	-	-	-	160.00	-	-	-	-	-	9806	18/3/99	5.64	28.37	3.50	2.19	42.42	3.77
National Oxyg.	100/10	920	82.75	75.75	77.50	79.00	(1.50)	10	73.00	74.00	(1.00)	9606	30/6/97	(1,110.86)	-	-	-	(337.60)	-
Padma Oil	10/50	5,100	160.00	158.00	158.00	152.50	5.50	-	-	150.00	-	9806	21/3/99	16.55	9.55	4.50	2.85	80.57	1.96
Jute																			
Ahad Jute	100/10	-	-	-	-	-	-	-	-	-	-	9806	28/12/98	(6.74)	-	-	-	103.64	-
Islam Jute	100/5	-	-	-	-	106.00	-	-	-	-	-	9806	10/12/98	40.02	2.65	-	-	1,164.00	0.09
Jute Spinners	100/5	-	-	-	-	128.00	-	-	-	-	-	9806	31/3/99	29.55	4.33	15.00	11.72	724.38	0.18
Mutual Jute	100/5	-	-	-	-	-	-	-	-	-	-	9806	27/12/98	25.35	-	15.00	-	190.21	-
Northern Jute	10/200	7,200	32.50	32.10	32.10	32.40	(0.30)	-	-	-	-	9806	10/12/98	(1.69)	-	-	-	14.63	2.19
Saleh Carpet	10/200	102,600	5.90	5.50	5.50	5.70	(0.20)	-	-	-	-	9612	22/12/97	(12.81)	-	-	-	(104.30)	-
Sonali Ansh	100/5	-	-	-	-	275.00	-	-	-	-	-	9806	31/12/98	72.22	3.81	-	-	195.56	1.41
Textile																			
Al-Haj Textile	10/50	-	-	-	-	-	-	-	-	-	-	9806	17/12/98	2.66	-	10.00	-	12.54	-
Altex Industries	100/50	3,800	46.75	45.75	45.75	46.50	(0.75)	550	46.50	46.75	(0.25)	9806	17/12/98	11.87	3.85	-	-	122.81	0.37
Anlima Yarn Dyeing	100/50	850	93.50	93.00	93.00	94.75	(1.75)	-	-	92.50	-	9806	30/12/98	15.26	6.09	10.00	10.75	105.24	0.88
Apex Spinning	100/20	280	110.50	110.00	110.25	113.75	(3.50)	20	108.00	110.50	(2.50)	9803	7/12/98	23.97	4.60	12.50	14.86	152.57	0.72

LEAGUE TABLE

Company Name	FV/ML	Market Performance: Dhaka Stock Exchange						Chittagong Stock Exchange				AGM		Financial Performance					
		Vol	Day's High	Day's Low	Day's Closing	Prev. Closing	Net Chg	Vol	Day's Closing	Prev. Closing	Net Chg	Year End	Date	EPS	P/E	DPS	Yield	NAV per Share	Price/NAV
	Tk/nos	nos	Tk	Tk	Tk	Tk	Tk	nos	Tk	Tk	Tk	YM	D/M/Y	Tk	x	Tk	%	Tk	x
Apex Weaving	100/50	2,300	47.50	47.25	47.25	47.75	(0.50)	50	47.00	48.25	(1.25)	9806	10/12/98	(7.32)	-	-	-	90.54	0.52
Arbee Textile	100/10	-	-	-	-	81.00	-	-	-	-	-	9812	30/6/99	(55.78)	-	-	-	(134.70)	-
Ashraf Textile	10/50	46,100	13.20	13.00	13.00	13.10	(0.10)	5,600	13.10	13.10	-	9806	14/6/99	(5.38)	-	-	-	30.08	0.43
BD Dyeing	100/20	1,700	111.00	105.75	107.00	106.50	0.50	-	-	109.25	-	9612	27/9/97	45.93	2.33	15.00	14.02	158.99	0.67
BD Zipper	100/50	850	93.00	92.25	92.50	92.50	-	100	93.00	93.00	-	9806	17/12/98	17.85	5.18	11.00	11.89	110.15	0.84
Beximco Denims	100/50	1,550	212.00	209.75	211.00	207.25	3.75	-	-	210.00	-	9712	5/11/98	43.37	4.87	30.00	14.22	125.04	1.69
Beximco Knitting	100/20	5,360	130.00	126.00	126.75	125.25	1.50	600	127.25	125.00	2.25	9712	15/11/98	29.60	4.28	20.00	15.78	116.51	1.09
Beximco Textile	100/50	850	124.00	116.00	120.50	118.00	2.50	-	-	121.00	-	9712	8/11/98	27.11	4.44	5.00	4.15	112.80	1.07
Chic Tex	10/500	116,000	7.70	7.60	7.60	7.60	-	8,000	7.60	7.60	-	9806	17/12/98	0.24	31.67	0.50	6.58	10.27	0.74
CMC-Kamal	100/50	850	71.75	67.75	69.25	67.75	1.50	-	-	84.00	-	9812	8/4/99	5.10	13.58	5.00	7.22	100.10	0.69
Dandy Dyeing	100/50	2,300	64.00	61.25	62.50	63.50	(1.00)	-	-	-	-	9812	15/9/99	(38.78)	-	-	-	100.00	0.63
Delta Millers	100/20	10,600	60.75	59.25	59.75	60.25	(0.50)	1,340	59.75	60.50	(0.75)	9806	30/12/98	1.94	30.80	-	-	118.80	0.50
Desh Garments	100/10	60	94.00	93.00	93.50	102.50	(9.00)	-	-	-	-	9806	2/12/98	7.96	11.75	-	-	106.20	0.88
Dulamia Cotton	100/10	540	48.50	48.00	48.00	49.50	(1.50)	20	53.00	50.00	3.00	9806	31/12/98	(67.33)	-	-	-	106.24	0.45
Dynamic Textile	100/20	80,740	42.75	41.25	41.25	42.25	(1.00)	4,460	41.50	42.00	(0.50)	9609	7/9/97	(7.18)	-	-	-	104.83	0.39
Eagle Star Textile	10/50	38,400	11.00	10.80	10.90	10.70	0.20	23,400	10.80	10.70	0.10	9806	23/12/98	0.54	20.19	-	-	20.52	0.53
GEM Knitwear	100/50	2,600	138.00	136.00	136.50	137.50	(1.00)	-	-	135.50	-	9612	-	-	-	-	-	100.00	1.37
GMG Industrial Corp.	10/50	-	-	-	-	22.50	-	-	-	106.00	-	9806	31/12/98	(10.32)	-	-	-	(51.32)	-
HR Textile	100/50	2,450	70.00	68.25	69.75	68.75	1.00	100	69.00	68.00	1.00	9709	29/12/97	8.17	8.54	12.50	17.92	130.94	0.53
M. Hossain Garments	100/50	23,400	74.00	71.25	71.50	71.50	-	-	-	72.00	-	9606	24/12/97	5.20	13.75	15.00	20.98	116.99	0.61
Mita Textile	100/20	1,740	57.50	57.00	57.00	58.00	(1.00)	-	-	56.75	-	9806	7/12/98	3.68	15.49	5.00	8.77	116.11	0.49
Mithun Knitting	100/20	20	88.00	88.00	88.00	88.00	-	-	-	-	-	9806	18/12/98	6.19	14.22	12.00	13.64	118.04	0.75
Modern Dyeing	100/5	435	111.00	110.75	110.75	112.25	(1.50)	-	-	-	-	9806	17/12/98	2.34	47.33	5.00	4.51	102.35	1.06
Monno Fabrics	100/50	1,400	74.50	74.00	74.00	74.00	-	-	-	73.00	-	9712	10/12/98	-	-	-	-	135.22	0.55
Padma Textile	100/20	3,320	171.50	167.50	168.25	168.50	(0.25)	-	-	163.00	-	9712	8/11/98	48.18	3.49	25.00	14.86	229.44	0.73
Prime Textile	100/50	350	47.00	47.00	47.00	47.50	(0.50)	-	-	47.00	-	9806	20/3/99	(30.69)	-	-	-	290.99	0.16
Quasem Silk	10/100	81,700	17.20	16.50	16.70	16.80	(0.10)	-	-	-	-	9809	17/6/99	0.30	55.67	-	-	37.10	0.45
Quasem Textile	10/50	8,300	14.10	13.80	13.90	13.90	-	-	-	-	-	9609	17/6/99	(4.90)	-	-	-	12.00	1.16
Rahim Textile	100/5	440	80.00	71.00	73.75	78.50	(4.75)	-	-	-	-	9806	24/3/99	(13.54)	-	-	-	(28.17)	-
Salham Textile	100/10	1,640	89.50	87.50	87.75	88.00	(0.25)	1,120	87.50	87.50	-	9806	19/11/98	21.60	4.06	10.00	11.40	120.17	0.73
Sajib Knitwear	100/50	29,300	79.50	74.75	76.75	75.00	1.75	10,750	77.25	74.25	3.00	9806	17/12/98	5.09	15.08	5.00	6.51	102.65	0.75
Sonargaon Textile	100/50	-	-	-	-	96.25	-	-	-	90.00	-	9712	29/9/98	17.83	5.40	8.00	8.31	136.76	0.70
Sreepur Textile	100/50	-	-	-	-	53.50	-	-	-	54.75	-	9712	24/9/98	(1.86)	-	-	-	99.87	0.54
STM	100/5	200	92.00	77.00	84.75	77.50	7.25	-	-	-	-	9712	29/9/98	(27.53)	-	-	-	(226.50)	-
Stylecraft	100/5	-	-	-	-	1,160.00	-	-	-	-	-	9806	11/12/98	195.16	5.94	20.00	1.72	799.21	1.45
Tallu Spinning	100/10	50	93.00	93.00	93.00	97.75	(4.75)	-	-	-	-	9806	18/12/98	6.02	15.45	-	-	123.41	0.75
Tamijuddin Textile	100/10	580	47.00	46.00	46.25	48.00	(1.75)	-	-	54.00	-	9706	24/12/97	(7.74)	-	-	-	81.92	0.56
Pharma & Chemical																			
ACI	10/50	5,500	27.00	26.80	26.90	26.90	-	1,350	26.90	26.90	-	9812	20/5/99	3.26	8.25	2.50	9.29	30.87	0.87
Ambee Pharma	10/50	3,900	31.50	30.00	30.30	31.30	(1.00)	-	-	30.00	-	9812	9/9/99	1.04	29.13	1.00	3.30	11.51	2.63
Bangla Process	100/5	240	108.00	106.50	107.00	112.25	(5.25)	-	-	-	-	9806	19/12/98	10.87	9.84	-	-	62.21	1.72
BCIL	100/10	690	93.00	90.00	91.25	89.00	2.25	-	-	90.00	-	9806	17/12/98	12.85	7.10	10.00	10.96	146.68	0.62
Beximco Infusions	100/10	690	263.00	255.00	258.00	254.00	4.00	-	-	254.25	-	9712	15/11/98	45.80	5.63	25.00	9.69	160.03	1.61
Beximco Pharma	10/50	30,600	36.00	35.50	35.70	35.50	0.20	10,750	35.90	35.50	0.40	9712	10/12/98	8.25	4.33	3.00	8.40	64.37	0.55
Beximco Synthetics	100/20	12,360	163.00	156.00	159.00	155.50	3.50	60	156.50	154.50	2.00	9712	19/11/98	34.19	4.65	25.00	15.72	127.61	1.25
Glaxo Bangladesh	10/50	-	-	-	-	120.60	-	-	-	-	-	9812	20/5/99	6.56	18.38	3.00	2.49	45.60	2.64
Imam Button	100/50	16,600	105.75	102.75	103.50	103.75	(0.25)	600	103.50	103.00	0.50	9806	30/12/98	7.37	14.04	5.00	4.83	100.47	1.03
JH Chemical	100/50	15,350	127.00	121.50	123.25	122.75	0.50	100	123.75	122.50	1.25	9712	-	-	-	-	-	100.00	1.23
Kohinoor Chemicals	100/5	7,335	92.75	84.00	85.25	89.50	(4.25)	100	85.00	83.00	2.00	9406	27/2/95	(7.77)	-	-	-	(270.20)	-
Libra Pharma	100/20	40	290.00	290.00	290.00	320.00	(30.00)	-	-	250.50	-	9806	17/12/98	37.04	7.83	22.00	7.59	268.09	1.08
National Polymer	100/10	400	157.00	153.00	155.50	157.25	(1.75)	50	155.00	155.00	-	9706	29/9/97	38.82	4.01	20.00	12.86	169.44	0.92
Orion Infusion	100/20	-	-	-	-	40.75	-	-	-	34.43	-	9606	3/2/97	8.09	5.04	17.00	41.72	102.38	0.40
Perfume Chemical	100/50	29,100	70.75	67.00	67.25	69.50	(2.25)	2,400	67.00	68.75	(1.75)	9806	30/4/98	1.62	41.51	-	-	108.11	0.62
Petro Synthetic	10/50	800	22.00	21.50	21.90	22.10	(0.20)	-	-	-	-	9712	25/9/98	(13.88)	-	-	-	(54.67)	-
Pharma Aids	100/5	10	94.00	85.00	89.50	103.75	(14.25)	-	-	-	-	9806	27/12/98	(2.83)	-	-	-	114.78	0.78
Pharmaco	100/5	40,140	136.00	128.00	131.00	127.75	3.25	-	-	-	-	9806	31/3/99	3.55	36.90	-	-	61.34	2.14
Rahmen Chemicals	100/10	13,900	68.75	63.50	64.75	66.25	(1.50)	-	-	-	-	9712	24/9/98	(2.84)	-	-	-	(49.90)	-
Reckitt & Colman	10/50	-	-	-	-	69.30	-	-	-	71.20	-	9901	17/5/99	5.15	13.46	3.00	4.33	28.54	2.43
Renata	100/5	5	462.00	462.00	462.00	500.00	(38.00)	-	-	-	-	9812	16/6/99	45.77	10.09	25.00	5.41	635.89	0.73
Square Pharma	100/20	60	664.00	660.00	662.50	665.00	(2.50)	-	-	665.00	-	9803	13/8/98	114.27	5.80	45.00	6.79	677.49	0.98
TBL	100/5	630	94.00	81.75	84.50	88.25	(3.75)	-	-	86.00	-	9712	30/7/98	(313.75)	-	-	-	(1,362.00)	-
The Ibnsina	100/10	10	156.00	156.00	156.00	157.00	(1.00)	50	150.25	160.00	(9.75)	9806	6/2/99	20.54	7.59	17.00	10.90	111.39	1.40
Wata Chemicals	100/20	60	143.00	143.00	143.00	143.25	(0.25)	-	-	165.00	-	9812	21/7/99	7.00	20.43	12.50	8.74	184.18	0.78
Paper & Printing																			
Azadi Printers	100/10	-	-	-	-	90.00	-	-	-	77.75	-	9806	19/12/98	(1.55)	-	-	-	(388.60)	-
Eagle Box	10/50	1,200	37.10	35.20	36.40	38.00	(1.60)	-	-	-	-	9806	9/11/98	(36.11)	-	-	-	(218.70)	-
MAQ Enterprises	100/50	4,100	48.50	47.00	47.00	47.75	(0.75)	-	-	47.00	-	9612	-	12.24	3.84	-	-	126.94	0.37
MAQ Paper	100/20	-	-	-	-	94.50	-	-	-	95.00	-	9712	20/9/98	18.47	5.12	10.00	10.58	123.04	0.77
Monospool Paper	100/5	75,390	144.75	129.00	132.00	132.00	-	-	-	125.00	-	9806	15/9/98	1.88	70.21	-	-	178.33	0.74
Padma Printers	10/50	30,000	19.80	18.50	19.00	19.10	(0.10)	-	-	18.60	-	9612	23/12/96	-	-	-	-	10.00	1.90
Paper Process	100/10	152,710	160.00	130.75	131.00	163.25	(32.25)	-	-	-	-	9712	15/9/98	2.38	55.04	-	-	86.45	1.52
Sonali Paper	10/50	600	17.40	17.40	17.40	17.90	(0.50)	-	-	17.20	-	9606	30/12/96	1.07	16.26	1.50	8.62	10.19	1.71
Services & Real Estate																			
BD Hotel	10/50	-	-	-	-	-	-	-	-	-	-	9712	17/9/98	5.52	-	3.00	-	290.43	-
BD Services	10/50	-	-	-	-	-	-	-	-	-	-	9712	24/12/98	12.22	-	1.00	-	37.10	-
Eastern Housing	100/20	4,760	130.50	129.50	129.75	129.75	-	160	129.00	128.00	1.00	9807	27/12/98	20.05	6.47	16.00	12.33	126.72	1.02
Samorita Hospital	100/50	3,000	146.00	144.00	145.25	144.00	1.25	1,900	144.75	144.00	0.75	9806	19/7/99	3.76	38.63	12.00	8.26	146.02	0.99
Shine Pukur Holdings	100/50	12,700	60.00	58.75	59.00	58.25	0.75	3,100	58.75	58.00	0.75	9712	10/12/98	11.05	5.34	10.00	16.95	104.55	0.56
Miscellaneous																			
Apex Footwear	100/20	180	167.00	167.00	167.00	164.50	2.50	-	-	164.25	-	9812	15/4/99	2.78	60.07	-	-	210.02	0.80
Apex Tannery	100/10	1,830	187.00	185.25	186.25	186.00	0.25	110	183.25	183.00	0.25	9806	26/11/98	16.96	10.98	25.00	13.42	405.94	0.46
Aramit	10/50	16,250	42.90	41.50	41.50	41.80	(0.30)	200	41.60	42.00	(0.40)	9712	27/9/98	3.49	11.89	2.30	5.54	26.79	1.55
Aramit Cement	100/50	650	100.00	99.00	99.50	99.75	(0.25)	-	-	100.00	-	9712	-	-	-	-	-	100.00	1.00
Bata Shoe	10/100	2,600	104.50	103.50	104.20	103.30	0.90	-	-	-	-	9812	3/6/99	8.29	12.57	8.00	7.68	32.66	3.19
BD Luggage	100/50	900	52.50	52.00	52.00	51.50	0.50	100	51.00	51.00	-	9606	-	-	-	-	-	100.00	0.52
Bengal Fine Ceramic	100/50	450	141.75	140.00	140.50	142.00	(1.50)	-	-	152.25	-	9806	17/12/98	10.51	13.37	10.00	7.12	100.51	1.40
BEXIMCO	10/100	44,100	41.80	40.80	40.90	40.40	0.50	1,200	40.80	40.20	0.60	9712	5/11/98	10.45	3.91	2.50	6.11	28.84	1.42
BSC	100/5	-	-	-	-	89.00	-	-	-	6.25	-	9806	7/4/99	(48.54)	-	-	-	(575.90)	-
Chittagong Cement	100/5	215	637.00	632.00	634.50	636.50	(2.00)	85	635.00	627.75	7.25	9806	15/4/99	53.29	11.91	40.00	6.30	137.57	4.61
Confidence Cement	100/20	1,560	203.50	201.75	203.25	202.75	0.50	-	-	202.50	-	9806	17/2/99	50.98	3.99	25.00	12.30	250.33	0.81
Excelsior Shoes	100/50	7,700	44.50	43.75	43.75	44.00	(0.25)	800	44.00	44.25	(0.25)	9709	31/3/98	8.02	5.46	-	-	121.58	0.36
Fu-Wang Ceramic	100/50	1,550	149.25	147.25	147.75	151.00	(3.25)	-	-	147.00	-	9806	17/12/98	3.73	39.61	5.00	3.38	104.37	1.42
GQ Ball Pen	10/50	400	80.20	79.00	79.80	82.90	(3.10)	-	-	78.70	-	9812	23/8/99	9.41	8.48	3.80	4.76	104.72	0.76
Highspeed Ship	100/5	-	-	-	-	-	-	-	-	-	-	9806	31/12/98	(11.36)	-	-	-	100.00	-
Himadri	10/100	-	-	-	-	-	-	-	-	-	-	9712	22/9/98	0.76	-	-	-	7.18	-
Lexco	100/10	1,310	143.00	142.50	142.75	143.50	(0.75)	50	145.00	152.00	(7.00)	9812	9/9/99	10.41	13.71	10.00	7.01	550.88	0.26
Mark BD Shilpa & Engg.	100/50	1,400	52.00	51.25	51.50	52.00	(0.50)	-	-	52.00	-	9706	29/12/97	13.54	3.80	11.00	21.36	218.88	0.24
Meghna Cement	100/50	200	123.00	123.00	123.00	125.25	(2.25)	-	-	122.00	-	9712	24/9/98	14.29	8.61	10.00	8.13	108.76	1.13
Monno Ceramic	100/5	160	398.00	394.00	396.25	397.50	(1.25)	-	-	380.50	-	9806	10/12/98	34.35	11.54	35.00	8.83	239.34	1.66
Niloy Cement	100/50	250	105.25	105.00	105.00	104.75	0.25	-	-	104.00	-	9806	17/12/98	0.95	110.53	-	-	100.62	1.04
Paragon Leather	100/50	16,450	52.50	52.00	52.00	52.00	-	450	52.00	51.50	0.50	9806	26/5/99	8.00	6.50	10.00	19.23	111.73	0.47
Phoenix Leather	100/5	-	-	-	-	283.25	-	-	-	-	-	9606	5/1/97	38.26	7.40	-	-	12.89	21.97
Rose Heaven Ball Pen	10/500	12,000	16.10	16.00	16.00	16.00	-	4,500	16.00	16.00	-	9806	19/12/98	1.13	14.16	1.00	6.25	16.52	0.97
Samata Leather	100/50	17,900	82.50	81.25	81.25	81.25	-	1,850	81.50	81.00	0.50	9806	-	6.05	13.43	-	-	173.70	0.47
Savar Refractories	100/5	5,140	124.00	119.00	119.75	119.00	0.75	-	-	-	-	9806	25/3/99	0.43	278.49	-	-	100.97	1.19
Sinobangla Industries	10/500	1,149,500	27.00	24.70	25.10	26.20	(1.10)	2,484,000	29.50	26.30	3.20	9806	-	0.22	114.09	-	-	10.22	2.46
Standard Ceramic	100/50	300	123.50	123.50	123.50	123.75	(0.25)	-	-	120.00	-	9806	7/7/99	(23.28)	-	7.50	6.07	192.45	0.64
Texpick Industries	100/10	7,720	127.00	120.50	121.25	120.00	1.25	-	-	-	-	9706	24/12/97	1.24	97.78	-	-	128.69	0.94
The Engineers	100/5	-	-	-	-	101.00	-	-	-	-	-	9708	19/12/98	64.53	1.57	10.00	9.90	485.16	0.21
Usmania Glass	100/5	35	186.50	186.50	186.50	184.50	2.00	-	-	160.25	-	9806	23/4/99	(62.65)	-	15.00	8.04	461.48	0.40
Insurance																			
BGIC	100/10	70	225.00	224.75	224.75	218.00	6.75	-	-	220.00	-	9812	9/9/99	25.22	8.91	20.00	8.90	239.59	0.94
Central Insurance	100/20	-	-	-	-	132.00	-	-	-	137.00	-	9712	16/9/98	26.00	5.08	20.00	15.15	157.46	0.84
Delta Life Insurance	100/5	5	483.75	483.75	483.75	483.75	-	-	-	470.00	-	9712	27/9/98	-	-	35.00	7.24	100.00	4.84
Eastern Insurance	100/20	-	-	-	-	143.25	-	-	-	170.00	-	9812	28/7/99	26.63	5.38	20.00	13.96	156.06	0.92
Eastland Insurance	100/20	-	-	-	-	140.00	-	-	-	170.00	-	9712	27/7/98	31.01	4.51	18.00	12.86	213.01	0.66
Federal Insurance	100/50	-	-	-	-	119.50	-	-	-	117.25	-	9712	17/12/98	17.77	6.72	15.00	12.55	153.86	0.78
Green Delta Insurance	100/10	-	-	-	-	354.00	-	-	-	415.00	-	9812	18/9/99	52.81	6.70	35.00	9.89	297.99	1.19
Janata Insurance	100/20	60	150.00	150.00	150.00	150.00	-	-	-	160.00	-	9712	12/10/98	13.22	11.35	10.00	6.67	177.33	0.85
Karnaphuli Insurance	100/20	120	126.25	126.00	126.00	127.75	(1.75)	-	-	-	-	9712	24/9/98	21.11	5.97	18.00	14.29	181.20	0.70
National Life Insurance	100/50	-	-	-	-	175.00	-	-	-	210.25	-	9812	31/7/99	-	-	22.00	12.57	100.00	1.75
People Insurance	100/10	10	-	555.00	555.00	612.00	(57.00)	-	-	690.00	-	9812	8/8/99	29.22	18.99	21.00	3.78	251.41	2.21
Phoenix Insurance	100/20	-	-	-	-	198.25	-	-	-	175.00	-	9812	19/7/99	24.09	8.23	20.00	10.09	193.42	1.02
Pragati Insurance	100/10	-	-	-	-	425.50	-	-	-	413.00	-	9812	15/7/99	42.99	9.90	35.00	8.23	361.16	1.18
Purabi Insurance	100/50	100	100.00	100.00	100.00	100.00	-	-	-	-	-	9712	17/12/98	14.00	7.14	5.00	5.00	114.20	0.88
Reliance Insurance	100/50	300	334.00	327.50	330.25	324.00	6.25	-	-	380.00	-	9812	22/6/99	46.28	7.14	30.00	9.06	386.09	0.86
Rupali Insurance	100/20	-	-	-	-	167.00	-	-	-	170.00	-	9812	14/9/99	28.81	5.80	15.00	8.98	274.66	0.61
Sandhani Life Insurance	100/50	-	-	-	-	100.00	-	-	-	91.00	-	9712	10/12/98	-	-	5.00	5.00	100.00	1.00
United Insurance	100/10	-	-	-	-	213.00	-	-	-	-	-	9812	25/5/99	42.51	5.01	22.00	10.33	225.61	0.94

DEBENTURE

Name	Nature of Debenutre	Year of Float	Date of Maturity	Date of Conversion	Interest Due	FV/ML Tk/Nos	Day's Closing Price DSE Tk	Day's Closing Price CSE Tk
Aramit Cement	14%, 20% Convertible, 80% Redeemable	1998	September, 2008	September, 2000	Mar, Sep	2500/2	2,050.00	
BCIL	17%, 20% Convertible, 80% Redeemable	1993	December 31, 1999	February 1, 1995	Jan, Jul	480/1		
BD Luggage	14%, 20% Convertible, 80% Redeemable	1996	September 5, 2003	September 5, 1998	Mar, Sep	2500/2	1,187.00	
BD Welding	15%, 20% Convertible, 80% Redeemable	1999			Jul, Jan	2500/2	1,879.25	
BD Zipper	14%, 20% Convertible, 80% Redeemable	1995	August 1, 2002	August 1, 1997	Feb, Aug	1800/2		
Beximco Denims	14%, 100% Redeemable	1995	July 10, 2005		Jan, Jul	2500/2		
Beximco Fisheries	14%, 100% Redeemable	1994	May 1, 2004		Jan, Jul	2571.42/1		
Beximco Infusion	17%, 100% Redeemable	1992	October 31, 2000		Oct, Apr	700/2		
Beximco Synthetics	14%, 100% Redeemable	1993	September 1, 2003		Mar, Sep	1963/2		
Beximco Textile	14%, 100% Redeemable	1995	July 1, 2005		Jan, Jul	2500/2	1,800.00	
Beximco Knitting	14%, 20% Convertible, 80% Redeemable	1994	July 1, 2004	July 1, 1995	Jan, Jul	2056/2	1,390.00	
Eastern Housing	15%, 10% Convertible, 90% Redeemable	1994	January 1, 2000	July 1, 1995	Jan, Jul	1687.5/1		

COMPANY CALENDAR

Company	Declaration Year End	Declaration Div/Bon/Rght	Book Closure From	Book Closure To	AGM/EGM Date & Time	AGM/EGM Venue
Janata Ins	9812	15% F	20/09/99	14/10/99	14/10/99 11.30am	Hotel Purbani
Karnaphuli Ins	9812	15%	07/09/99	27/09/99	27/9/99 4pm	BCIC Audi
Sreepur Tex	9812		19/09/99	25/09/99	25/9/99 11.30 a m	Factory Premises
TBL	9812		16/09/99	30/09/99	30/9/99 3pm	Hotel Agrabad
Excelsior Shoe	9809		07/09/99	27/09/99	27/9/99 11.30 am	Eng. Ins Ctg.
Eagle Box	9906				29/11/99 10 am	Office Premises
Meghna Cemrnt	9812	10%	19/09/99	28/09/99	28/9/99 11am	Hotel Royal, Khulna
Kay & Que	9812		23/09/99	30/09/99	30/9/99 11.3am	Factory Premises
Delta Life Ins	9812	36%	19/09/99	30/09/99	30/9/99 10am	Hotel Sonargaon
Singer		30% I	23/09/99	29/09/99		
Petrosynth	9812		24/09/99	30/09/99	30/9/99 11am	Paltan Comm. Centre
Zeal Bangla	9806		27/09/99	10/10/99	10/10/99 10am	Poura. Audi. Jamalpur
Square Pharma	9903	55%	01/10/99	21/10/99	21/10/99 11.30am	Officer's Club
Rahman Chemical	9812		25/09/99	30/09/99	30/9/99 10.30am	Factory Premises
Samata Leather	9906	7%	10/10/99	31/10/99	31/10/99 12 pm	Factory Premises
BD Welding Electrodes			Last date of Renunciation 11/10/99			

NOTES

FI/ML	Face Value / Market Lots	Vol	Volume	P/E (x)	Price/Earning (Times)	Price/NAV(x)	Price/Net Asset Value(Times)	Avg.	Average	Nos	Numbers
TK/Nos	Taka/Number of Shares	EPS	Earning Per Share	DPS	Dividend Per Share	Tkm	Taka in Million	Prev.	Previous	Chg.	Change