The Daily Star BUSINESS

DHAKA THURSDAY, SEPTEMBER 23, 1999

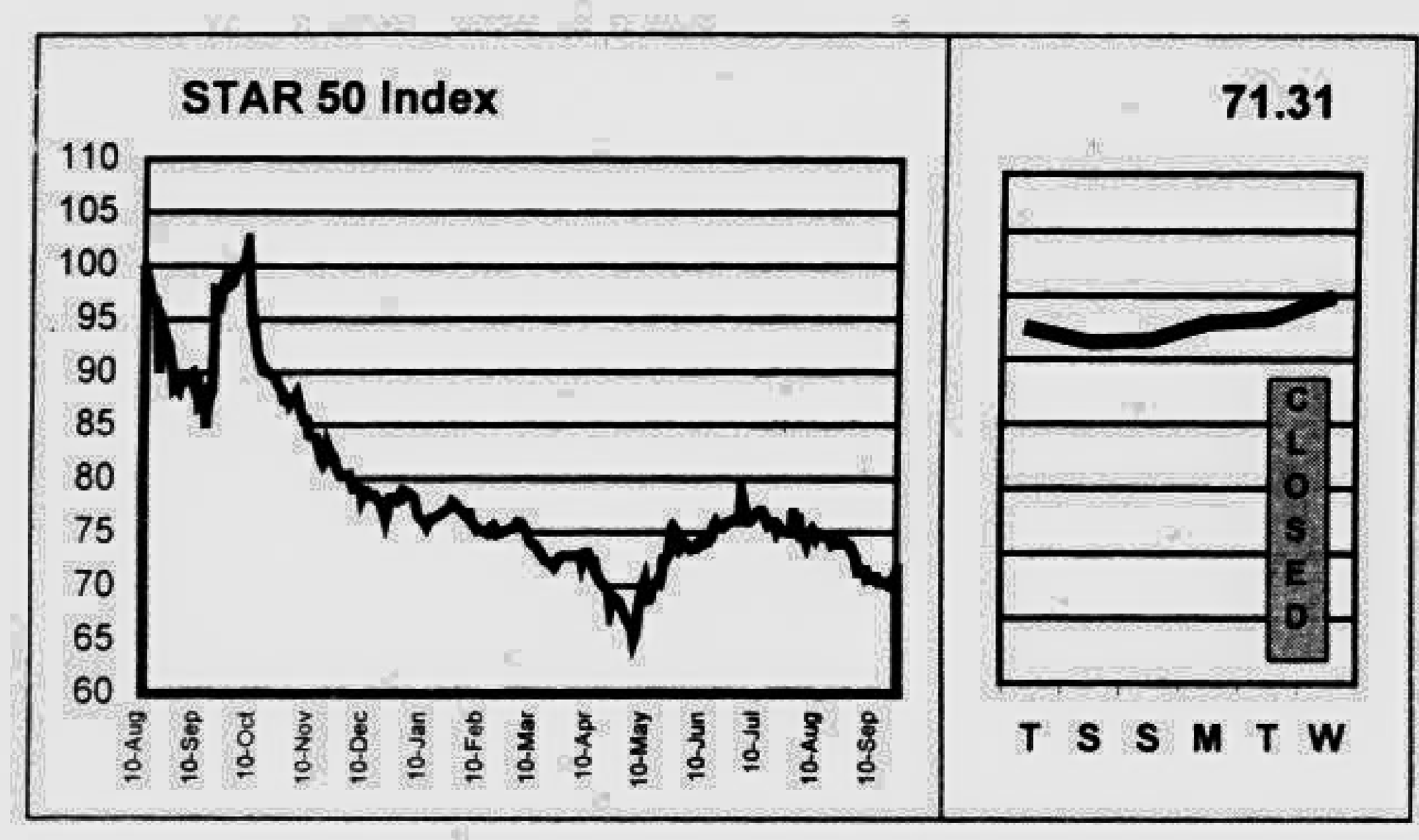

Fifty companies have been chosen for calculation of the **STAR 50 Index** based on their market capitalisation, liquidity, free float and corporate track record. The **Base Period** for the Index is **August 10, 1998**. The calculation has been done according to the widely used International Finance Corporation formula.

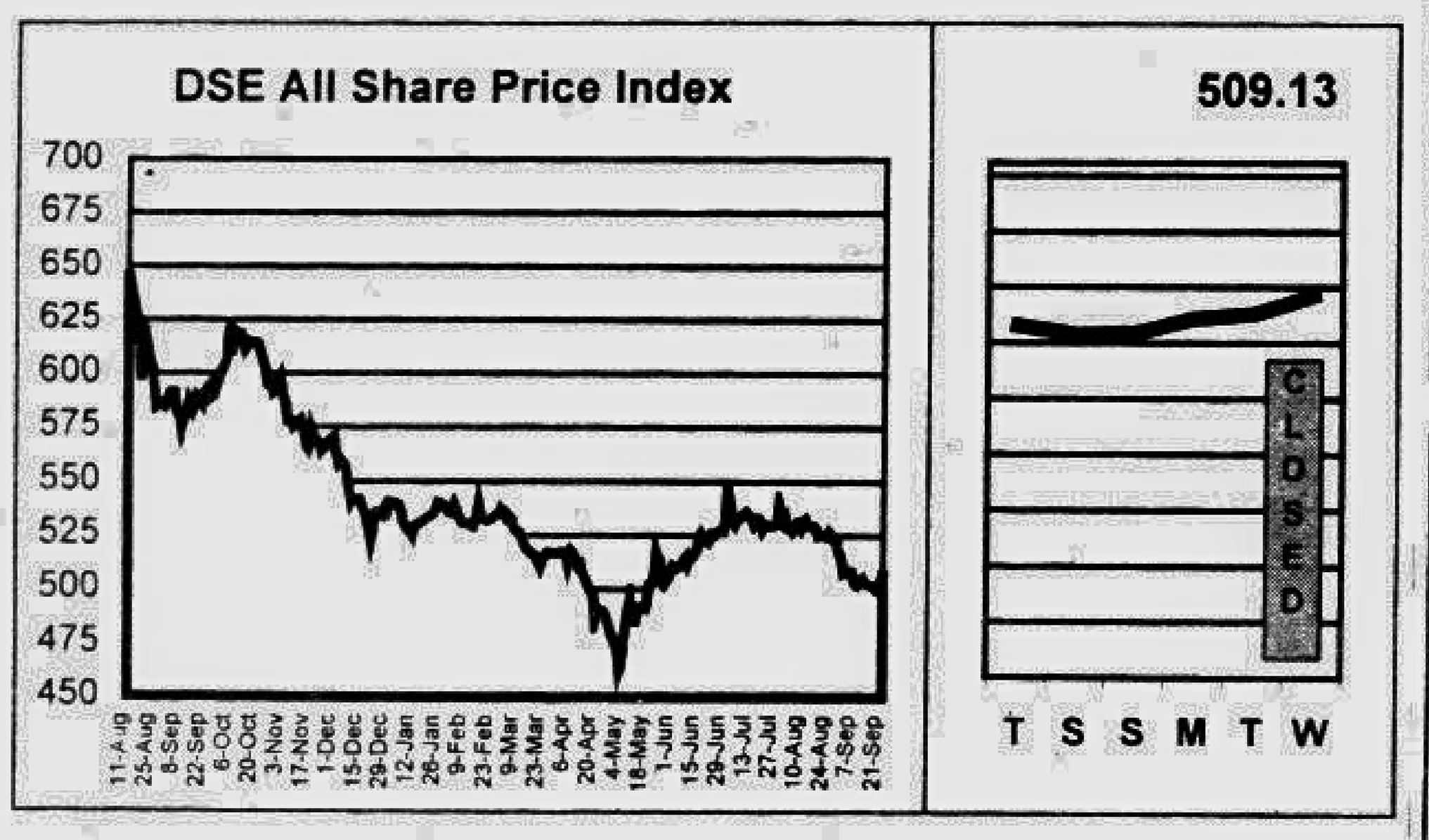

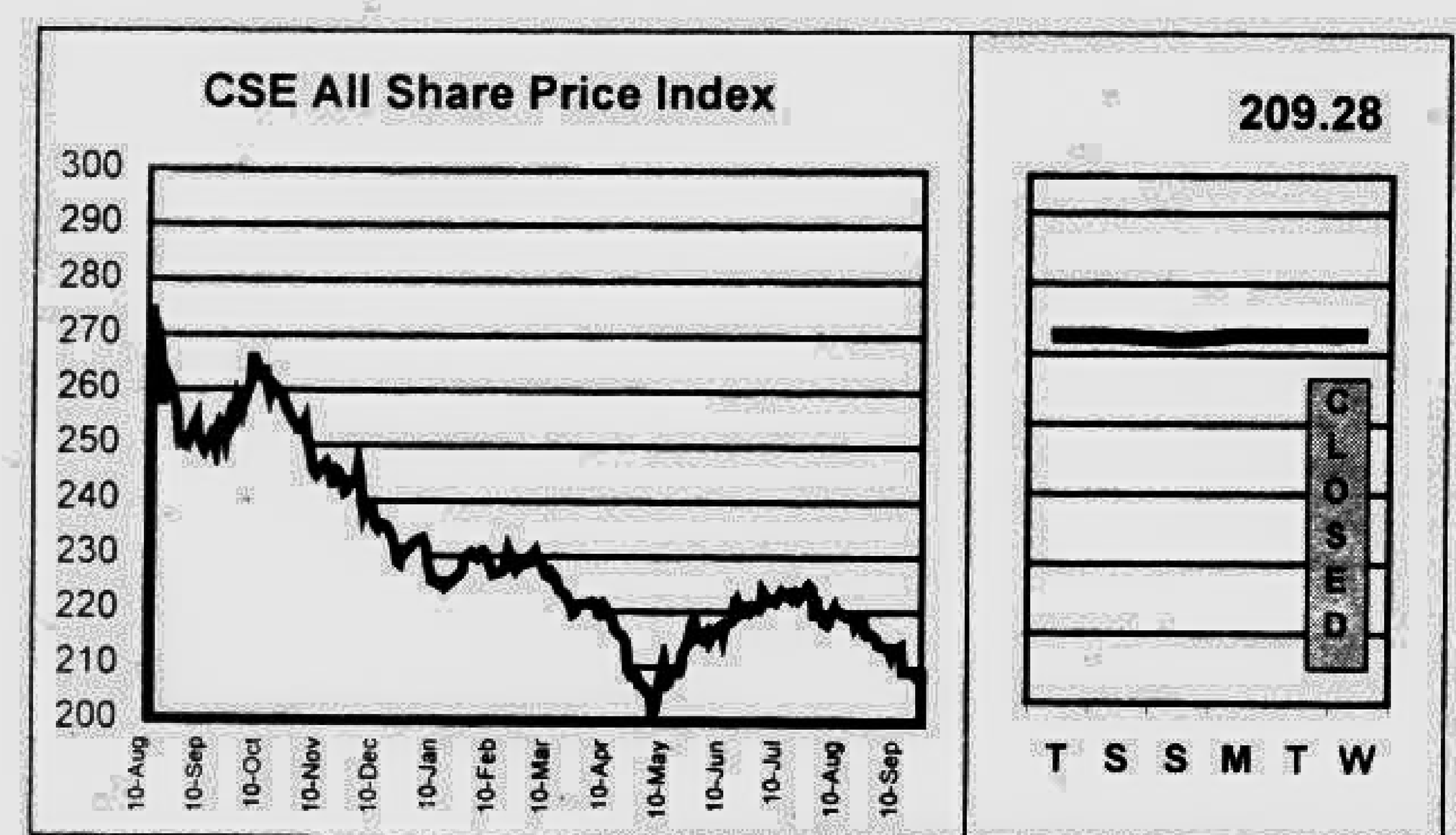

DAY'S MARKET
September 22, 1999

	DSE	CSE
All Share Price Index	509.13	209.28
Change in Index (pts)	4.32	0.05
Change in Index (%)	0.86%	0.02%
Market Capitalisation (cr Tk)	4,656.58	3,860.89
Market Capitalisation (mil US$)	970.12	804.35
Turnover Volume ('000)	3,491	2,254
Turnover Value (cr Tk)	14.43	6.94
No. of Issues Traded	167	56
No. of Issues Gained	90	20
No. of Issues Incurred Loss	48	22
No. of Issues Unchanged	29	14
Price Earning Ratio (x)	6.64	6.48
Dividend Yield (%)	8.66	9.15

DAY'S MARKET LEADERS

TURNOVER LEADERS

DSE	Vol `000	Value Tkm	CSE	Vol `000	Value Tkm
1 Sinobangla	1,060	34.03	1 Sinobangla	1,527	50.07
2 Paper Pro	173	25.33	2 Dhaka Fish	42	7.03
3 Dhaka Fish	62	10.27	3 Rupan Oil	361	5.48
4 Monospool	69	9.36	4 BD Autocars	19	1.91
5 BD Welding	496	6.59	5 BD Welding	110	1.47
6 Perfume Chemi	67	4.54	6 Perfume Chemi	22	1.47
7 Dynamic Tex	106	4.47	7 Beximco Pharma	20	0.70
8 Pharmaco	37	4.40	8 Eagle Star Tex	44	0.47
9 Rupan Oil	279	4.40	9 Ranfoundry	27	0.42
10 BD Autocars	26	2.68	10 Dynamic Tex	8	0.32

CAPITAL GAINERS

DSE	Vol `000	Change %	CSE	Vol `000	Change %
1 Paper Pro	173.49	19.67	1 Sinobangla	1,526.50	15.90
2 STM	0.32	17.67	2 BD Autocars	18.84	15.71
3 Desh Garment	0.36	17.48	3 Perfume Chemi	21.55	5.00
4 BD Autocars	26.11	16.81	4 Apex Weaving	3.30	4.32
5 BEMCO	0.97	16.00	5 Meghna Cemnt	0.10	4.27
6 Modern Ind	0.88	11.54	6 Gulf Food	0.05	3.01
7 Shampur Sugar	144.50	10.71	7 Sreepur Tex	0.10	2.67
8 Federal Ins	0.05	10.00	8 Kohinoor	0.01	2.47
9 Uttara Bank	0.01	9.01	9 Dynamic Tex	7.60	2.41
10 National Oxygen	8.83	8.82	10 Alltex Ind	0.35	2.19

CAPITAL LOSERS

DSE	Vol `000	Change %	CSE	Vol `000	Change %
1 Pharmaco	36.78	(7.53)	1 Reckitt & Col	0.50	(15.24)
2 BD Dyeing	0.02	(4.01)	2 M Hossain Gar	0.10	(12.19)
3 Eastern Ins	0.02	(3.21)	3 BD Dyeing	0.02	(5.64)
4 N Polymer	0.53	(2.91)	4 Rupan Oil	360.80	(3.18)
5 Quasem Silk	73.10	(2.87)	5 Dhaka Fish	42.40	(2.07)
6 BD Welding	495.50	(2.21)	6 Ranfoundry	26.50	(1.84)
7 Savar Ref	1.85	(2.00)	7 Gachihata	0.40	(1.48)
8 Saleh Carpet	142.00	(1.79)	8 BD Welding	110.00	(1.47)
9 Apex Tannery	2.49	(1.75)	9 Chic Tex	26.00	(1.30)
10 Sonali Paper	3.40	(1.65)	10 Samorita Hosp	1.25	(1.03)

LEAGUE TABLE

Company Name	FV/ML	Market Performance										AGM		Financial Performance					
		Dhaka Stock Exchange						Chittagong Stock Exchange											
	Tk/nos	Vol nos	Day's High Tk	Day's Low Tk	Day's Closing Tk	Prev. Closing Tk	Net Chg Tk	Vol nos	Day's Closing Tk	Prev. Closing Tk	Net Chg Tk	Year End YM	Date D/M/Y	EPS Tk	P/E x	DPS Tk	Yield %	NAV per Share Tk	Price/ NAV x
Banks																			
Al-Arafa	1000/1	15	995.00	990.00	991.50	993.50	(2.00)	-	-	990.00	-	9812	23/8/99	210.82	4.70	150.00	15.13	1,220.00	0.81
Al Baraka Bank	1000/1	-	-	-	-	995.00	-	-	-	-	-	9812	16/9/99	(226.30)	-	-	-	1,129.00	0.88
Arab Bangladesh Bank	100/5	120	91.25	91.00	91.00	91.00	-	40	94.00	94.00	-	9712	12/9/98	24.03	3.79	10.00	10.99	177.92	0.51
City Bank	100/5	15	145.00	144.50	144.50	145.00	(0.50)	-	-	115.00	-	9712	14/12/98	55.66	2.60	-	-	264.45	0.55
Eastern Bank	100/20	-	-	-	-	120.00	-	-	-	-	-	9712	12/11/98	57.14	2.10	-	-	159.58	0.75
IDLC	100/20	140	350.00	348.00	348.50	350.50	(2.00)	-	-	365.00	-	9812	10/6/99	31.75	10.98	25.00	7.17	224.02	1.56
IFIC Bank	100/5	160	103.00	102.50	102.50	102.50	-	-	-	97.00	-	9612	5/7/99	23.34	4.39	-	-	196.22	0.52
Islami Bank	1000/1	55	1,930.00	1,900.00	1,918.75	1,921.00	(2.25)	-	-	1,892.00	-	9812	26/8/99	303.33	6.33	210.00	10.94	4,182.10	0.46
National Bank	100/20	6,740	76.50	74.00	74.25	74.50	(0.25)	-	-	77.75	-	9712	24/11/98	43.47	1.71	-	-	261.19	0.28
Pubali Bank	100/5	10	129.25	129.25	129.25	129.25	-	-	-	103.00	-	9712	29/11/98	262.14	0.49	-	-	323.20	0.40
Rupali Bank	100/10	-	-	-	-	71.25	-	-	-	80.00	-	9712	20/3/99	0.81	87.96	-	-	143.23	0.50
UCBL	100/5	-	-	-	-	74.75	-	-	-	75.00	-	9612	27/8/97	34.66	2.16	-	-	198.58	0.38
United Leasing	100/20	-	-	-	-	517.50	-	-	-	-	-	9812	20/5/99	63.07	8.21	25.00	4.83	402.91	1.28
Uttara Bank	100/5	5	93.75	93.75	93.75	86.00	7.75	-	-	-	-	9712	24/11/98	4.98	18.83	-	-	304.72	0.31
Uttara Finance	100/50	100	155.00	155.00	155.00	153.00	2.00	-	-	156.25	-	9812	22/6/99	15.59	9.94	15.00	9.68	106.71	1.45
Investment																			
1st BSRS MF	100/50	350	65.50	65.00	65.00	63.75	1.25	-	-	65.00	-	-	-	-	-	-	-	-	-
1st ICB MF	100/5	-	-	-	-	900.00	-	-	-	1,200.00	-	9806	21/10/98	119.44	7.54	70.00	7.78	359.74	2.50
2nd ICB MF	100/5	-	-	-	-	381.25	-	-	-	425.00	-	9806	21/10/98	10.49	36.34	30.00	7.87	141.57	2.69
3rd ICB MF	100/5	-	-	-	-	385.00	-	-	-	282.00	-	9806	21/10/98	18.69	20.60	35.00	9.09	234.79	1.64
4th ICB MF	100/10	-	-	-	-	290.00	-	-	-	306.75	-	9806	21/10/98	27.81	10.43	32.00	11.03	167.65	1.73
5[illegible] MF	100/10	-	-	-	-	190.00	-	-	-	300.00	-	9806	21/10/98	16.93	11.22	22.00	11.58	134.46	1.41
6[illegible] MF	100/10	40	135.25	135.25	135.25	135.00	0.25	-	-	150.00	-	9806	21/10/98	9.39	14.40	18.00	13.31	135.10	1.00
7th ICB MF	100/50	-	-	-	-	122.50	-	-	-	115.00	-	9806	21/10/98	6.72	18.23	14.00	11.43	119.42	1.03
8th ICB MF	100/50	250	108.00	106.00	107.00	108.00	(1.00)	-	-	103.50	-	9806	21/10/98	3.35	31.94	12.00	11.21	116.60	0.92
ICB	100/5	-	-	-	-	106.50	-	-	-	175.00	-	9806	21/10/98	22.06	4.83	7.00	6.57	285.84	0.37
Engineering																			
Aftab Automobile	100/5	390	194.00	188.00	190.00	186.50	3.50	-	-	182.00	-	9808	17/12/98	27.55	6.90	16.00	8.42	237.80	0.80
Anwar Galvanizing	100/50	850	154.75	152.00	153.25	152.00	1.25	-	-	153.00	-	9806	28/4/99	2.16	70.95	15.00	9.79	113.00	1.36
Atlas Bangladesh	10/50	850	135.00	134.80	134.90	133.00	1.90	-	-	-	-	9806	24/12/98	23.77	5.68	5.00	3.71	78.70	1.71
Aziz Pipe	100/5	790	464.75	461.25	463.75	461.50	2.25	-	-	465.00	-	9812	26/8/99	45.83	10.12	30.00	6.47	562.70	0.82
BD Autocars	100/5	26,110	103.50	90.00	102.50	87.75	14.75	18,840	101.25	87.50	13.75	9706	30/12/97	11.69	8.77	-	-	130.72	0.78
BD Lamps	100/5	180	463.00	455.00	458.25	453.50	4.75	-	-	445.00	-	9812	16/9/99	24.62	18.61	20.00	4.36	248.51	1.84
BEMCO	100/10	970	89.00	79.00	87.00	75.00	12.00	-	-	-	-	9712	30/12/98	(30.96)	-	-	-	76.67	1.13
Bengal Steel	10/50	-	-	-	-	1,113.70	-	-	-	-	-	9712	27/9/98	(21.64)	-	-	-	(88.28)	-
Eastern Cables	100/5	1,640	92.00	90.00	90.00	90.25	(0.25)	70	91.50	90.25	1.25	9806	24/6/99	7.57	11.89	12.00	13.33	168.73	0.53
Karim Pipe	100/5	10,750	98.00	92.50	93.75	89.25	4.50	-	-	-	-	9712	24/12/98	(22.77)	-	-	-	58.60	1.60
Kay & Que	100/50	550	142.00	141.75	141.75	142.25	(0.50)	-	-	140.00	-	9712	28/9/98	2.64	53.69	-	-	121.64	1.17
Metalex Corp.	100/5	10	135.00	135.00	135.00	124.50	10.50	-	-	-	-	9506	24/4/96	(562.54)	-	-	-	(3,101.00)	-
Monno Jute Stafller	100/5	-	-	-	-	225.00	-	-	-	-	-	9712	1/12/98	22.69	9.92	20.00	8.89	228.48	0.98
Monno Jutex	100/5	-	-	-	-	910.75	-	-	-	-	-	9806	2/12/98	136.91	6.65	75.00	8.23	689.99	1.32
National Tubes	100/10	220	490.00	480.00	483.75	467.00	16.75	-	-	-	-	9806	21/4/99	108.33	4.47	30.00	6.20	(11.28)	-
Olympic Industries	100/5	1,250	115.50	113.50	114.75	114.50	0.25	-	-	114.00	-	9703	22/12/97	19.22	5.97	20.00	17.43	184.61	0.62
Quasem Drycell	10/50	24,900	16.00	15.80	15.80	16.00	(0.20)	5,350	15.90	15.90	-	9806	10/12/98	1.77	8.93	2.00	12.66	26.33	0.60
Rangpur Foundry	10/500	37,500	16.30	16.10	16.20	16.20	-	26,500	16.00	16.30	(0.30)	9809	-	1.32	12.27	-	-	12.88	1.26
Renwick Jajnes	100/5	5,950	99.50	94.75	95.00	92.00	3.00	-	-	-	-	9806	31/12/98	(15.46)	-	-	-	(21.96)	-
Singer Bangladesh	100/5	110	1,035.00	1,010.00	1,016.00	1,012.25	3.75	-	-	-	-	9902	19/5/99	91.99	11.04	100.00	9.84	156.05	6.51
Thai Aluminum	100/10	10	237.00	237.00	237.00	237.75	(0.75)	-	-	265.00	-	9712	24/9/98	34.04	6.96	10.00	4.22	154.18	1.54
Wonderland Toys	100/50	12,550	67.50	65.50	66.00	65.75	0.25	3,400	66.00	65.00	1.00	9806	9/12/98	(11.25)	-	-	-	87.77	0.75
Food & Allied																			
AB Biscuit	100/5	-	-	-	-	70.00	-	-	-	-	-	9506	30/12/95	(26.78)	-	-	-	238.76	0.29
Alpha Tobacco	10/50	250	55.10	55.10	55.10	55.30	(0.20)	-	-	58.20	-	9810	9/4/99	7.32	7.53	5.25	9.53	77.96	0.71
Amam Sea Food	100/5	135	270.00	268.00	269.25	272.00	(2.75)	-	-	-	-	9806	7/12/98	(18.37)	-	-	-	1.03	261.41
AMCL (Pran)	100/10	360	299.00	289.00	293.25	290.25	3.00	-	-	280.00	-	9806	15/12/98	39.44	7.44	20.00	6.82	217.85	1.35
Apex Food	100/5	340	348.00	340.50	346.00	343.00	3.00	-	-	325.50	-	9806	24/12/98	19.57	17.68	20.00	5.78	669.59	0.52
Bangas	100/5	225	180.00	173.00	178.00	175.25	2.75	-	-	-	-	9806	18/12/98	15.91	11.19	15.00	8.43	146.30	1.22
BD Plantation	100/5	-	-	-	-	442.00	-	-	-	-	-	9806	15/12/98	23.83	18.55	-	-	255.05	1.73
Bengal Biscuit	100/20	6,780	78.00	77.25	77.50	77.50	-	960	77.25	77.50	(0.25)	9806	28/6/99	4.97	15.59	-	-	239.29	0.32
Beximco Fisheries	100/20	820	96.00	95.00	95.00	95.25	(0.25)	-	-	94.25	-	9712	19/11/98	18.53	5.13	20.00	21.05	132.82	0.72
BLTC	100/5	-	-	-	-	900.00	-	-	-	-	-	9812	29/8/99	44.40	20.27	30.00	3.33	1,498.90	0.60
BATBC	10/50	650	114.00	111.40	113.30	109.80	3.50	-	-	105.00	-	9812	17/5/99	12.59	9.00	9.00	7.94	39.22	2.89
Chittagong Vegetable	100/10	950	87.50	85.25	86.25	84.25	2.00	40	84.25	82.50	1.75	9806	30/12/98	(5.22)	-	-	-	226.32	0.38
Dhaka Fisheries	100/50	62,250	175.00	164.00	165.00	167.25	(2.25)	42,400	165.75	169.25	(3.50)	9806	17/12/98	4.21	39.19	-	-	117.01	1.41
Dhaka Vegetable	100/5	5,620	59.75	56.75	58.00	55.75	2.25	-	-	-	-	9506	10/9/97	(5.33)	-	-	-	108.80	0.53
EL Camelia	100/5	-	-	-	-	1,850.00	-	-	-	-	-	9812	18/9/99	118.32	15.64	-	-	(61.68)	-
Gachihata	100/50	1,400	50.50	50.00	50.00	50.00	-	400	50.00	50.75	(0.75)	9804	30/11/98	6.59	7.59	-	-	139.32	0.36
Gemini Sea Food	100/5	5	155.00	155.00	155.00	152.50	2.50	-	-	-	-	9809	12/12/98	12.87	12.04	10.00	6.45	(245.80)	-
Gulf Foods	100/50	6,450	147.50	146.50	147.25	147.25	-	50	145.25	141.00	4.25	9806	28/12/98	0.38	387.50	-	-	100.89	1.46
Hill Plantation	100/5	-	-	-	-	714.00	-	-	-	-	-	9806	15/12/98	134.73	5.30	15.00	2.10	430.72	1.66
Meghna	100/20	4,280	91.50	90.50	90.50	90.75	(0.25)	320	90.50	90.50	-	9712	29/12/98	12.50	7.24	10.00	11.05	114.80	0.79
Meghna Vegetable Oil	100/50	600	106.00	104.00	104.75	104.75	-	-	-	107.00	-	9806	30/12/98	16.04	6.53	15.00	14.32	175.56	0.60
Modern Industries	100/5	880	93.00	81.00	87.00	78.00	9.00	-	-	-	-	9812	15/5/99	(15.43)	-	-	-	35.43	2.46
Mona Food	100/50	2,400	85.50	85.00	85.00	85.25	(0.25)	50	85.00	85.00	-	9806	29/12/98	6.71	12.67	5.00	5.88	109.24	0.78
NTC	100/5	10	650.00	650.00	650.00	634.00	16.00	-	-	442.75	-	9812	21/4/99	68.57	9.48	32.00	4.92	454.08	1.43
Rabeya Flour	10/50	-	-	-	-	-	-	-	-	-	-	9712	21/9/98	1.31	-	10.00	-	7.93	-
Rahima Food Corp.	100/50	1,950	51.50	51.00	51.25	51.50	(0.25)	100	50.50	50.50	-	9806	27/12/98	1.81	28.31	5.00	9.76	114.45	0.45
Rasphit Food	100/50	5,300	208.00	204.25	204.75	207.50	(2.75)	-	-	209.00	-	9612	30/10/97	11.82	17.32	-	-	101.64	2.01
Rupon Oil	10/100	278,700	16.50	15.80	15.80	15.80	-	360,800	15.20	15.70	(0.50)	9706	12/8/98	0.11	143.64	-	-	32.14	0.49
Shyampur Sugar Mills	10/100	144,500	9.80	8.30	9.30	8.40	0.90	-	-	-	-	9806	24/6/99	(75.75)	-	-	-	10.00	0.93
Tripti Industries	100/5	1,060	68.50	67.50	68.00	68.00	-	35	68.75	67.75	1.00	9608	-	4.74	14.35	10.00	14.71	110.00	0.62
Tulip Dairy	100/5	3,600	225.50	222.50	223.25	223.50	(0.25)	-	-	-	-	9306	30/3/95	(35.14)	-	-	-	53.99	4.14
Yousuf Flour	10/50	-	-	-	-	-	-	-	-	-	-	9806	29/12/98	0.16	-	-	-	10.29	-
Zeal Bangla	10/50	108,000	8.20	7.90	8.10	8.10	-	-	-	-	-	9706	26/8/98	(7.46)	-	-	-	(36.50)	-
Fuel & Power																			
BD Welding	10/500	495,500.00	13.70	13.10	13.30	13.60	(0.30)	110,000	13.40	13.60	(0.20)	9812	-	0.31	42.90	-	-	13.70	0.97
BOC	10/50	1,200	92.90	92.00	92.00	91.40	0.60	-	-	93.00	-	9808	1/2/99	7.79	11.81	3.80	4.13	48.08	1.91
Eastern Lubricant	10/50	-	-	-	-	160.00	-	-	-	-	-	9806	18/3/99	5.64	28.37	3.50	2.19	42.42	3.77
National Oxyg.	100/10	8,830	88.00	79.50	83.25	76.50	6.75	-	-	74.00	-	9606	30/6/97	(1,110.86)	-	-	-	(337.60)	-
Padma Oil	10/50	5,000	160.00	160.00	160.00	151.50	8.50	-	-	150.00	-	9806	21/3/99	16.55	9.67	4.50	2.81	80.57	1.99
Jute																			
Ahad Jute	100/10	-	-	-	-	-	-	-	-	-	-	9806	28/12/98	(6.74)	-	-	-	103.64	-
Islam Jute	100/5	-	-	-	-	106.00	-	-	-	-	-	9806	10/12/98	40.02	2.65	-	-	1,164.00	0.09
Jute Spinners	100/5	-	-	-	-	128.00	-	-	-	-	-	9806	31/3/99	29.55	4.33	15.00	11.72	724.38	0.18
Mutual Jute	100/5	-	-	-	-	-	-	-	-	-	-	9806	27/12/98	25.35	-	15.00	-	190.21	-
Northern Jute	10/200	13,800	33.30	32.80	32.90	32.90	-	-	-	-	-	9806	10/12/98	(1.69)	-	-	-	14.63	2.25
Saleh Carpet	10/200	142,000	5.70	5.50	5.50	5.60	(0.10)	-	-	-	-	9612	22/12/97	(12.81)	-	-	-	(104.30)	-
Sonali Ansh	100/5	10	275.00	275.00	275.00	275.00	-	-	-	-	-	9806	31/12/98	72.22	3.81	-	-	195.56	1.41
Textile																			
Al-Haj Textile	10/50	-	-	-	-	-	-	-	-	-	-	9806	17/12/98	2.66	-	10.00	-	12.54	-
Alltex Industries	100/50	7,900	47.25	46.50	46.75	46.00	0.75	350	46.75	45.75	1.00	9806	17/12/98	11.87	3.94	-	-	122.81	0.38
Anlima Yarn Dyeing	100/50	550	95.50	94.50	95.00	94.50	0.50	-	-	93.25	-	9806	30/12/98	15.26	6.23	10.00	10.53	105.24	0.90
Apex Spinning	100/20	280	114.50	113.50	114.25	112.00	2.25	-	-	107.25	-	9803	7/12/98	23.97	4.77	12.50	15.11	152.57	0.75
Apex Weaving	100/50	11,150	48.75	43.00	47.75	46.50	1.25	3,300	48.25	46.25	2.00	9806	10/12/98	(7.32)	-	-	-	90.54	0.53
Arbee Textile	100/10	-	-	-	-	81.00	-	-	-	-	-	9812	30/6/99	(55.78)	-	-	-	(134.70)	-
Ashraf Textile	10/50	16,300	13.50	13.30	13.30	13.30	-	19,500	13.30	13.30	-	9806	14/6/99	(5.38)	-	-	-	30.08	0.44
BD Dyeing	100/20	20	107.75	107.75	107.75	112.25	(4.50)	20	113.00	119.75	(6.75)	9612	27/9/97	45.93	2.35	15.00	13.92	158.99	0.68
BD Zipper	100/50	950	93.25	92.50	92.75	92.75	-	-	-	92.50	-	9806	17/12/98	17.85	5.20	11.00	11.86	110.15	0.84
Beximco Denims	100/50	750	204.50	203.75	204.00	205.50	(1.50)	-	-	210.00	-	9712	5/11/98	43.37	4.70	30.00	14.71	125.04	1.63
Beximco Knitting	100/20	920	126.00	125.00	125.00	124.75	0.25	-	-	125.00	-	9712	15/11/98	29.60	4.22	20.00	16.00	116.51	1.07
Beximco Textile	100/50	550	120.00	119.50	119.50	120.25	(0.75)	-	-	121.00	-	9712	8/11/98	27.11	4.41	5.00	4.18	112.80	1.06
Chic Tex	10/500	36,000	7.80	7.70	7.70	7.70	-	26,000	7.60	7.70	(0.10)	9806	17/12/98	0.24	32.08	0.50	6.49	10.27	0.75
CMC-Kamal	100/50	-	-	-	-	68.00	-	-	-	70.75	-	9812	8/4/99	5.10	13.33	5.00	7.35	100.10	0.68
Dandy Dyeing	100/50	10,850	64.50	60.00	63.75	62.00	1.75	-	-	-	-	9812	15/9/99	(38.78)	-	-	-	100.00	0.64
Delta Millers	100/20	4,640	61.50	60.50	60.75	60.75	-	500	60.25	60.50	(0.25)	9806	30/12/98	1.94	31.31	-	-	118.80	0.51
Desh Garments	100/10	360	104.50	95.00	102.50	87.25	15.25	-	-	-	-	9806	2/12/98	7.96	12.88	-	-	106.20	0.97
Dulamia Cotton	100/10	4,050	51.50	47.25	48.00	48.50	(0.50)	-	-	50.00	-	9806	31/12/98	(67.33)	-	-	-	106.24	0.45
Dynamic Textile	100/20	105,720	43.00	41.50	42.25	41.50	0.75	7,600	42.50	41.50	1.00	9609	7/9/97	(7.18)	-	-	-	104.83	0.40
Eagle Star Textile	10/50	36,950	11.50	10.60	10.70	10.80	(0.10)	44,100	10.60	10.70	(0.10)	9806	23/12/98	0.54	19.81	-	-	20.52	0.52
GEM Knitwear	100/50	3,400	140.00	138.75	139.00	139.75	(0.75)	-	-	127.50	-	9612	-	-	-	-	-	100.00	1.39
GMG Industrial Corp.	10/50	-	-	-	-	22.50	-	-	-	106.00	-	9806	31/12/98	(10.32)	-	-	-	(51.32)	-
HR Textile	100/50	350	69.25	68.25	68.50	69.50	(1.00)	-	-	72.50	-	9709	29/12/97	8.17	8.38	12.50	18.25	130.94	0.52
M. Hossain Garments	100/50	10,900	72.75	70.75	71.00	71.00	-	100	70.25	80.00	(9.75)	9606	24/12/97	5.20	13.65	15.00	21.13	116.99	0.61
Mita Textile	100/20	1,140	59.25	57.75	58.50	58.50	-	200	57.50	56.75	0.75	9806	7/12/98	3.68	15.90	5.00	8.55	116.11	0.50
Mithun Knitting	100/20	-	-	-	-	89.00	-	-	-	-	-	9806	18/12/98	6.19	14.38	12.00	13.48	118.04	0.75
Modern Dyeing	100/5	930	113.50	111.50	112.50	111.00	1.50	-	-	-	-	9806	17/12/98	2.34	48.08	5.00	4.44	102.35	1.10
Monno Fabrics	100/50	450	73.50	73.50	73.50	73.50	-	100	73.00	73.00	-	9712	10/12/98	-	-	-	-	135.22	0.54
Padma Textile	100/20	1,180	167.00	163.50	165.50	161.25	4.25	-	-	158.00	-	9712	8/11/98	48.18	3.44	25.00	15.11	229.44	0.72
Prime Textile	100/50	2,600	48.25	47.00	47.75	47.25	0.50	-	-	47.00	-	9806	20/3/99	(30.69)	-	-	-	290.99	0.16
Quasem Silk	10/100	73,100	17.70	16.90	16.90	17.40	(0.50)	-	-	-	-	9809	17/6/99	0.30	56.33	-	-	37.10	0.46
Quasem Textile	10/50	8,000	14.10	13.90	13.90	13.90	-	-	-	-	-	9809	17/6/99	(4.90)	-	-	-	12.00	1.16
Rahim Textile	100/5	845	84.00	78.50	81.50	75.50	6.00	-	-	-	-	9806	24/3/99	(13.54)	-	-	-	(28.17)	-
Saiham Textile	100/10	810	87.50	86.50	86.75	87.00	(0.25)	430	86.50	86.75	(0.25)	9806	19/11/98	21.60	4.02	10.00	11.53	120.17	0.72
Sajib Knitwear	100/50	3,650	76.00	75.25	75.25	75.50	(0.25)	900	74.75	75.00	(0.25)	9806	17/12/98	5.09	14.78	5.00	6.64	102.65	0.73
Sonargaon Textile	100/50	50	85.00	85.00	85.00	85.25	(0.25)	-	-	90.00	-	9712	29/9/98	17.83	4.77	8.00	9.41	136.76	0.62
Sreepur Textile	100/50	5,350	59.00	55.00	57.25	54.75	2.50	100	57.75	56.25	1.50	9712	24/9/98	(1.86)	-	-	-	99.87	0.57
STM	100/5	320	69.50	62.75	68.25	58.00	10.25	-	-	-	-	9712	29/9/98	(27.53)	-	-	-	(226.50)	-
Stylecraft	100/5	-	-	-	-	1,160.00	-	-	-	-	-	9806	11/12/98	195.16	5.94	20.00	1.72	799.21	1.45
Tallu Spinning	100/10	220	99.75	96.00	97.75	95.75	2.00	-	-	-	-	9806	18/12/98	6.02	16.24	-	-	123.41	0.79
Tamijuddin Textile	100/10	2,980	49.00	47.00	47.50	47.00	0.50	-	-	54.00	-	9706	24/12/97	(7.74)	-	-	-	81.92	0.58
Pharma & Chemical																			
ACI	10/50	6,250	27.00	26.90	26.90	26.80	0.10	800	26.70	26.80	(0.10)	9812	20/5/99	3.26	8.25	2.50	9.29	30.87	0.87
Ambee Pharma	10/50	800	31.70	31.30	31.40	31.30	0.10	-	-	30.00	-	9812	9/9/99	1.04	30.19	1.00	3.18	11.51	2.73
Bangla Process	100/5	900	116.00	107.00	110.25	107.25	3.00	-	-	-	-	9806	19/12/98	10.87	10.14	-	-	62.21	1.77
BCIL	100/10	-	-	-	-	89.00	-	50	90.00	90.25	(0.25)	9806	17/12/98	12.85	6.93	10.00	11.24	146.68	0.61
Beximco Infusions	100/10	140	251.50	246.00	250.25	244.00	6.25	-	-	254.25	-	9712	15/11/98	45.80	5.46	25.00	9.99	160.03	1.56
Beximco Pharma	10/50	20,800	36.00	35.60	35.70	35.70	-	19,850	35.50	35.60	(0.10)	9712	10/12/98	8.25	4.33	3.00	8.40	64.37	0.55
Beximco Synthetics	100/20	3,040	154.00	149.00	152.75	148.75	4.00	-	-	150.75	-	9712	19/11/98	34.19	4.47	25.00	16.37	127.61	1.20
Glaxo Bangladesh	10/50	-	-	-	-	120.60	-	-	-	-	-	9812	20/5/99	6.56	18.38	3.00	2.49	45.60	2.64
Imam Button	100/50	10,250	106.25	103.25	104.25	103.50	0.75	100	106.75	104.50	2.25	9806	30/12/98	7.37	14.15	5.00	4.80	100.47	1.04
JH Chemical	100/50	2,250	125.50	123.25	124.00	124.75	(0.75)	450	125.00	124.50	0.50	9712	-	-	-	-	-	100.00	1.24
Kohinoor Chemicals	100/5	20,675	91.75	85.00	91.00	83.75	7.25	5	83.00	81.00	2.00	9406	27/2/95	(7.77)	-	-	-	(270.20)	-
Libra Pharma	100/20	-	-	-	-	320.00	-	-	-	250.50	-	9806	17/12/98	37.04	8.64	22.00	6.88	268.09	1.19
National Polymer	100/10	530	168.00	157.00	158.50	163.25	(4.75)	-	-	155.00	-	9706	29/9/97	38.82	4.08	20.00	12.62	169.44	0.94
Orion Infusion	100/20	-	-	-	-	40.75	-	-	-	34.43	-	9606	3/2/97	8.09	5.04	17.00	41.72	102.38	0.40
Perfume Chemical	100/50	66,750	69.50	66.00	68.00	65.50	2.50	21,550	68.25	65.00	3.25	9806	30/4/98	1.62	41.98	-	-	108.11	0.63
Petro Synthetic	10/50	2,600	22.90	21.60	22.10	22.30	(0.20)	-	-	-	-	9712	25/9/98	(13.88)	-	-	-	(54.67)	-
Pharma Aids	100/5	35	120.00	119.00	119.75	119.50	0.25	-	-	-	-	9806	27/12/98	(2.83)	-	-	-	114.78	1.04
Pharmaco	100/5	36,780	133.00	118.00	119.75	129.50	(9.75)	-	-	-	-	9806	31/3/99	3.55	33.73	-	-	61.34	1.95
Rahman Chemicals	100/10	19,350	68.00	63.75	66.25	63.75	2.50	-	-	-	-	9712	24/9/98	(2.84)	-	-	-	(49.90)	-
Reckitt & Colman	10/50	1,000	71.00	70.00	70.30	69.50	0.80	500	71.20	84.00	(12.80)	9901	17/5/99	5.15	13.65	3.00	4.27	28.54	2.46
Renata	100/5	-	-	-	-	493.25	-	-	-	-	-	9812	16/6/99	45.77	10.78	25.00	5.07	635.89	0.78
Square Pharma	100/20	180	665.00	660.50	664.25	663.50	0.75	-	-	665.00	-	9803	13/8/98	114.27	5.81	45.00	6.77	677.49	0.98
TBL	100/5	4,870	95.00	87.00	89.00	88.25	0.75	-	-	81.00	-	9712	30/7/98	(313.75)	-	-	-	(1,362.00)	-
The Ibnsina	100/10	20	157.00	157.00	157.00	157.00	-	-	-	150.00	-	9806	6/2/99	20.54	7.64	17.00	10.83	111.39	1.41
Wata Chemicals	100/20	100	147.00	143.25	144.75	144.50	0.25	-	-	165.00	-	9812	21/7/99	7.00	20.68	12.50	8.64	184.18	0.79
Paper & Printing																			
Azadi Printers	100/10	10	90.00	90.00	90.00	-	90.00	-	-	77.75	-	9806	19/12/98	(1.55)	-	-	-	(388.60)	-
Eagle Box	10/50	3,400	42.00	37.10	40.10	40.00	0.10	-	-	-	-	9806	9/11/98	(36.11)	-	-	-	(218.70)	-
MAQ Enterprises	100/50	2,600	48.50	48.00	48.25	48.25	-	-	-	47.00	-	9612	-	12.24	3.94	-	-	126.94	0.38
MAQ Paper	100/20	120	100.75	95.00	99.25	94.25	5.00	-	-	95.00	-	9712	20/9/98	18.47	5.37	10.00	10.08	123.04	0.81
Monospool Paper	100/5	68,920	144.75	133.25	135.75	134.50	1.25	-	-	125.00	-	9806	15/9/98	1.88	72.21	-	-	178.33	0.76
Padma Printers	10/50	77,200	20.40	19.20	19.30	19.20	0.10	-	-	18.60	-	9612	23/12/96	-	-	-	-	10.00	1.93
Paper Process	100/10	173,490	146.25	125.25	146.00	122.00	24.00	-	-	-	-	9712	15/9/98	2.38	61.34	-	-	86.45	1.69
Sonali Paper	10/50	3,400	18.50	17.50	17.90	18.20	(0.30)	-	-	17.20	-	9606	30/12/96	1.07	16.73	1.50	8.38	10.19	1.76
Services & Real Estate																			
BD Hotel	10/50	-	-	-	-	-	-	-	-	-	-	9712	17/9/98	5.52	-	3.00	-	290.43	-
BD Services	10/50	-	-	-	-	-	-	-	-	-	-	9712	24/12/98	12.22	-	1.00	-	37.10	-
Eastern Housing	100/20	2,340	130.00	128.75	129.75	129.25	0.50	360	128.50	127.25	1.25	9807	27/12/98	20.05	6.47	16.00	12.33	126.72	1.02
Samorita Hospital	100/50	3,400	145.00	143.50	144.00	145.25	(1.25)	1,250	143.50	145.00	(1.50)	9806	19/7/99	3.76	38.30	12.00	8.33	146.02	0.99
Shine Pukur Holdings	100/50	3,900	59.00	58.50	58.50	58.75	(0.25)	-	-	58.75	-	9712	10/12/98	11.05	5.29	10.00	17.09	104.55	0.56
Miscellaneous																			
Apex Footwear	100/20	800	169.00	160.00	165.00	163.00	2.00	-	-	164.25	-	9812	15/4/99	2.78	59.35	-	-	210.02	0.79
Apex Tannery	100/10	2,490	187.00	180.00	182.00	185.25	(3.25)	90	183.00	184.00	(1.00)	9806	26/11/98	16.96	10.73	25.00	13.74	405.94	0.45
Aramit	10/50	12,850	42.60	41.50	42.20	41.90	0.30	100	42.00	42.30	(0.30)	9712	27/9/98	3.49	12.09	2.30	5.45	26.79	1.58
Aramit Cement	100/50	1,800	102.00	99.75	101.00	99.25	1.75	-	-	100.00	-	9712	-	-	-	-	-	100.00	1.01
Bata Shoe	10/100	2,200	103.00	101.40	102.60	101.70	0.90	-	-	-	-	9812	3/6/99	8.29	12.38	8.00	7.80	32.66	3.14
BD Luggage	100/50	450	54.75	52.00	53.00	52.25	0.75	600	51.50	50.50	1.00	9606	-	-	-	-	-	100.00	0.53
Bengal Fine Ceramic	100/50	1,700	143.50	141.50	142.00	142.25	(0.25)	-	-	152.25	-	9806	17/12/98	10.51	13.51	10.00	7.04	100.51	1.41
BEXIMCO	10/100	11,700	40.90	40.50	40.50	40.60	(0.10)	500	40.40	40.40	-	9712	5/11/98	10.45	3.88	2.50	6.17	28.84	1.40
BSC	100/5	-	-	-	-	89.00	-	-	-	6.25	-	9806	7/4/99	(48.54)	-	-	-	(575.90)	-
Chittagong Cement	100/5	935	636.00	628.00	633.50	630.00	3.50	30	627.50	627.50	-	9806	15/4/99	53.29	11.89	40.00	6.31	137.57	4.60
Confidence Cement	100/20	920	205.00	202.00	203.50	201.75	1.75	400	201.75	203.00	(1.25)	9806	17/2/99	50.98	3.99	25.00	12.29	250.33	0.81
Excelsior Shoes	100/50	2,650	45.00	44.25	44.50	44.25	0.25	300	44.50	44.50	-	9709	31/3/98	8.02	5.55	-	-	121.58	0.37
Fu-Wang Ceramic	100/50	7,800	154.00	147.50	150.75	147.25	3.50	-	-	147.00	-	9806	17/12/98	3.73	40.42	5.00	3.32	104.37	1.44
GQ Ball Pen	10/50	400	80.00	80.00	80.00	79.00	1.00	-	-	74.00	-	9812	23/8/99	9.41	8.50	3.80	4.75	104.72	0.76
Highspeed Ship	100/5	-	-	-	-	-	-	-	-	-	-	9806	31/12/98	(11.36)	-	-	-	100.00	-
Himadri	10/100	-	-	-	-	-	-	-	-	-	-	9712	22/9/98	0.76	-	-	-	7.18	-
Lexco	100/10	1,690	145.75	143.00	144.00	144.00	-	-	-	152.00	-	9812	9/9/99	10.41	13.83	10.00	6.94	550.88	0.26
Mark BD Shilpa & Engg	100/50	1,900	52.50	51.50	52.00	51.75	0.25	850	52.75	52.25	0.50	9706	29/12/97	13.54	3.84	11.00	21.15	218.88	0.24
Meghna Cement	100/50	400	126.00	123.25	124.50	122.25	2.25	100	122.00	117.00	5.00	9712	24/9/98	14.29	8.71	10.00	8.03	108.76	1.14
Monno Ceramic	100/5	210	398.75	390.00	394.00	389.75	4.25	-	-	380.50	-	9806	10/12/98	34.35	11.47	35.00	8.88	239.34	1.65
Niloy Cement	100/50	100	105.00	105.00	105.00	104.75	0.25	-	-	104.00	-	9806	17/12/98	0.95	110.53	-	-	100.62	1.04
Paragon Leather	100/50	5,500	52.25	51.75	52.00	51.75	0.25	350	52.00	52.00	-	9806	26/5/99	8.00	6.50	10.00	19.23	111.73	0.47
Phoenix Leather	100/5	-	-	-	-	283.25	-	-	-	-	-	9606	5/1/97	38.26	7.40	-	-	12.89	21.97
Rose Heaven Ball Pen	10/500	18,500	16.20	16.00	16.00	16.10	(0.10)	6,000	16.00	16.00	-	9806	19/12/98	1.13	14.16	1.00	6.25	16.52	0.97
Samata Leather	100/50	10,600	83.00	81.00	81.00	81.25	(0.25)	850	80.75	81.25	(0.50)	9806	-	6.05	13.39	-	-	173.70	0.47
Savar Refractories	100/5	1,845	125.50	121.00	122.25	124.75	(2.50)	-	-	-	-	9806	25/3/99	0.43	284.30	-	-	100.97	1.21
Sinobangla Industries	10/500	1,060,000	32.50	28.00	32.10	30.20	1.90	1,526,500	32.80	28.30	4.50	9806	-	0.22	145.91	-	-	10.22	3.14
Standard Ceramic	100/50	150	126.50	126.50	126.50	123.50	3.00	-	-	120.00	-	9806	7/7/99	(23.28)	-	7.50	5.93	192.45	0.66
Texpick Industries	100/10	4,970	129.75	125.25	125.75	125.00	0.75	-	-	-	-	9706	24/12/97	1.24	101.41	-	-	128.69	0.98
The Engineers	100/5	-	-	-	-	101.00	-	-	-	-	-	9708	19/12/98	64.53	1.57	10.00	9.90	485.16	0.21
Usmania Glass	100/5	90	182.00	180.00	180.50	180.50	-	-	-	185.00	-	9806	23/4/99	(62.65)	-	15.00	8.31	461.48	0.39
Insurance																			
BGIC	100/10	-	-	-	-	225.00	-	20	220.00	220.00	-	9812	9/9/99	25.22	8.92	20.00	8.89	239.59	0.94
Central Insurance	100/20	-	-	-	-	132.00	-	-	-	137.00	-	9712	16/9/98	26.00	5.08	20.00	15.15	157.46	0.84
Delta Life Insurance	100/5	60	486.00	483.25	483.75	481.00	2.75	-	-	470.00	-	9712	27/9/98	-	-	35.00	7.24	100.00	4.84
Eastern Insurance	100/20	20	143.00	143.00	143.00	147.75	(4.75)	-	-	170.00	-	9812	28/7/99	26.63	5.37	20.00	13.99	156.06	0.92
Eastland Insurance	100/20	100	140.00	140.00	140.00	138.25	1.75	-	-	170.00	-	9712	27/7/98	31.01	4.51	18.00	12.86	213.01	0.66
Federal Insurance	100/50	50	132.00	132.00	132.00	120.00	12.00	-	-	117.25	-	9712	17/12/98	17.77	7.43	15.00	11.36	153.86	0.86
Green Delta Insurance	100/10	270	360.00	350.00	354.00	350.00	4.00	-	-	415.00	-	9812	18/9/99	52.81	6.70	35.00	9.89	297.99	1.19
Janata Insurance	100/20	-	-	-	-	150.00	-	-	-	160.00	-	9712	12/10/98	13.22	11.35	10.00	6.67	177.33	0.85
Karnaphuli Insurance	100/20	-	-	-	-	127.75	-	-	-	-	-	9712	24/9/98	21.11	6.05	18.00	14.09	181.20	0.71
National Life Insurance	100/50	-	-	-	-	175.00	-	-	-	210.25	-	9812	31/7/99	-	-	22.00	12.57	100.00	1.75
People Insurance	100/10	-	-	-	-	612.00	-	-	-	690.00	-	9812	8/8/99	29.22	20.94	21.00	3.43	251.41	2.43
Phoenix Insurance	100/20	-	-	-	-	193.00	-	-	-	175.00	-	9812	19/7/99	24.09	8.01	20.00	10.36	193.42	1.00
Pragati Insurance	100/10	60	426.00	421.00	424.50	420.00	4.50	50	410.00	410.00	-	9812	15/7/99	42.99	9.87	35.00	8.24	361.16	1.18
Purabi Insurance	100/50	50	100.00	100.00	100.00	100.00	-	-	-	-	-	9712	17/12/98	14.00	7.14	5.00	5.00	114.20	0.88
Reliance Insurance	100/50	50	310.00	310.00	310.00	300.00	10.00	-	-	380.00	-	9812	22/6/99	46.28	6.70	30.00	9.68	386.09	0.80
Rupali Insurance	100/20	-	-	-	-	167.00	-	-	-	170.00	-	9812	14/9/99	28.81	5.80	15.00	8.98	274.66	0.61
Sandhani Life Insurance	100/50	-	-	-	-	105.00	-	-	-	91.00	-	9712	10/12/98	-	-	5.00	4.76	100.00	1.05
United Insurance	100/10	-	-	-	-	200.00	-	-	-	-	-	9812	25/5/99	42.51	4.70	22.00	11.00	225.61	0.89

DEBENTURE

Name	Nature of Debenutre	Year of Float	Date of Maturity	Date of Conversion	Interest Due	FV/ML Tk/Nos	Day's Closing Price DSE Tk	Day's Closing Price CSE Tk
Aramit Cement	14%, 20% Convertible, 80% Redeemable	1998	September, 2008	September, 2000	Mar, Sep	2500/2		
BCIL	17%, 20% Convertible, 80% Redeemable	1993	December 31, 1999	February 1, 1995	Jan, Jul	480/1		
BD Luggage	14%, 20% Convertible, 80% Redeemable	1996	September 5, 2003	September 5, 1998	Mar, Sep	2500/2		
BD Welding	15%, 20% Convertible, 80% Redeemable	1999			Jul, Jan	2500/2	1,885.00	
BD Zipper	14%, 20% Convertible, 80% Redeemable	1995	August 1, 2002	August 1, 1997	Feb, Aug	1800/2		
Beximco Denims	14%, 100% Redeemable	1995	July 10, 2005		Jan, Jul	2500/2		
Beximco Fisheries	14%, 100% Redeemable	1994	May 1, 2004		Jan, Jul	2571.42/1		
Beximco Infusion	17%, 100% Redeemable	1992	October 31, 2000		Oct, Apr	700/2		
Beximco Synthetics	14%, 100% Redeemable	1993	September 1, 2003		Mar, Sep	1963/2		
Beximco Textile	14%, 100% Redeemable	1995	July 1, 2005		Jan, Jul	2500/2		
Beximco Knitting	14%, 20% Convertible, 80% Redeemable	1994	July 1, 2004	July 1, 1995	Jan, Jul	2056/2	1,375.00	
Eastern Housing	15%, 10% Convertible, 90% Redeemable	1994	January 1, 2000	July 1, 1995	Jan, Jul	1687.5/1		

COMPANY CALENDAR

Company	Declaration Year End	Declaration Div/Bon/Rght	Book Closure From	Book Closure To	AGM/EGM Date & Time	AGM/EGM Venue	Company	Declaration Year End	Declaration Div/Bon/Rght	Book Closure From	Book Closure To	AGM/EGM Date & Time	AGM/EGM Venue
Janata Ins	9812	15% F	20/09/99	14/10/99	14/10/99 11.30am	Hotel Purbani	BD Holet	9812	35%	09/09/99	23/09/99	23/9/99 11am	1 Dilkusha C/A
Karnaphuli Ins	9812	15%	07/09/99	27/09/99	27/9/99 4pm	BCIC Audi	Square Pharma	9903	55%	01/10/99	21/10/99	21/10/99 11.30am	Officer's Club
Sreepur Tex	9812		19/09/99	25/09/99	25/9/99 11.30 a m	Factory Premises	Rahman Chemical	9812		25/09/99	30/09/99	30/9/99 10.30am	Factory Premises
TBL	9812		16/09/99	30/09/99	30/9/99 3pm	Hotel Agrabad	Dandy Dye	9812		02/09/99	15/09/99	22/9/99 3pm	ICAB Bhaban
Excelsior Shoe	9809		07/09/99	27/09/99	27/9/99 11.30 am	Eng. Ins Ctg.	Samata Leather	9906	7%	10/10/99	31/10/99	31/10/99 12 pm	Factory Premises
Eagle Box	9906				29/11/99 10 am	Office Premises	BD Welding Electrodes			Last date of Renunciation 11/10/99			
Meghna Cemnt	9812	10%	19/09/99	28/09/99	28/9/99 11am	Hotel Royal, Khulna							
Kay & Que	9812		23/09/99	30/09/99	30/9/99 11.3am	Factory Premises							
Delta Life Ins	9812	36%	19/09/99	30/09/99	30/9/99 10am	Hotel Sonargaon							
Singer		30% I	23/09/99	29/09/99			New IPO			Sub Open	Sub Close		
Petrosynth	9812		24/09/99	30/09/99	30/9/99 11am	Paltan Comm. Centre	Prime Bank Ltd			09/09/99	22/09/99		
Zeal Bangla	9806		27/09/99	10/10/99	10/10/99 10am	Poura. Audi. Jamalpur							

NOTES

FI/ML	Face Value / Market Lots	Vol	Volume	P/E (x)	Price/Earning (Times)	Price/NAV(x)	Price/Net Asset Value(Times)	Avg.	Average
TK/Nos	Taka/Number of Shares	EPS	Earning Per Share	DPS	Dividend Per Share	Tkm	Taka in Million	Prev.	Previous
Nos	Numbers	Chg.	Change						

Prepared by The Daily Star in collaboration with Securities Consultants Limited