The Daily Star BUSINESS

STAR 50 Index — 71.49

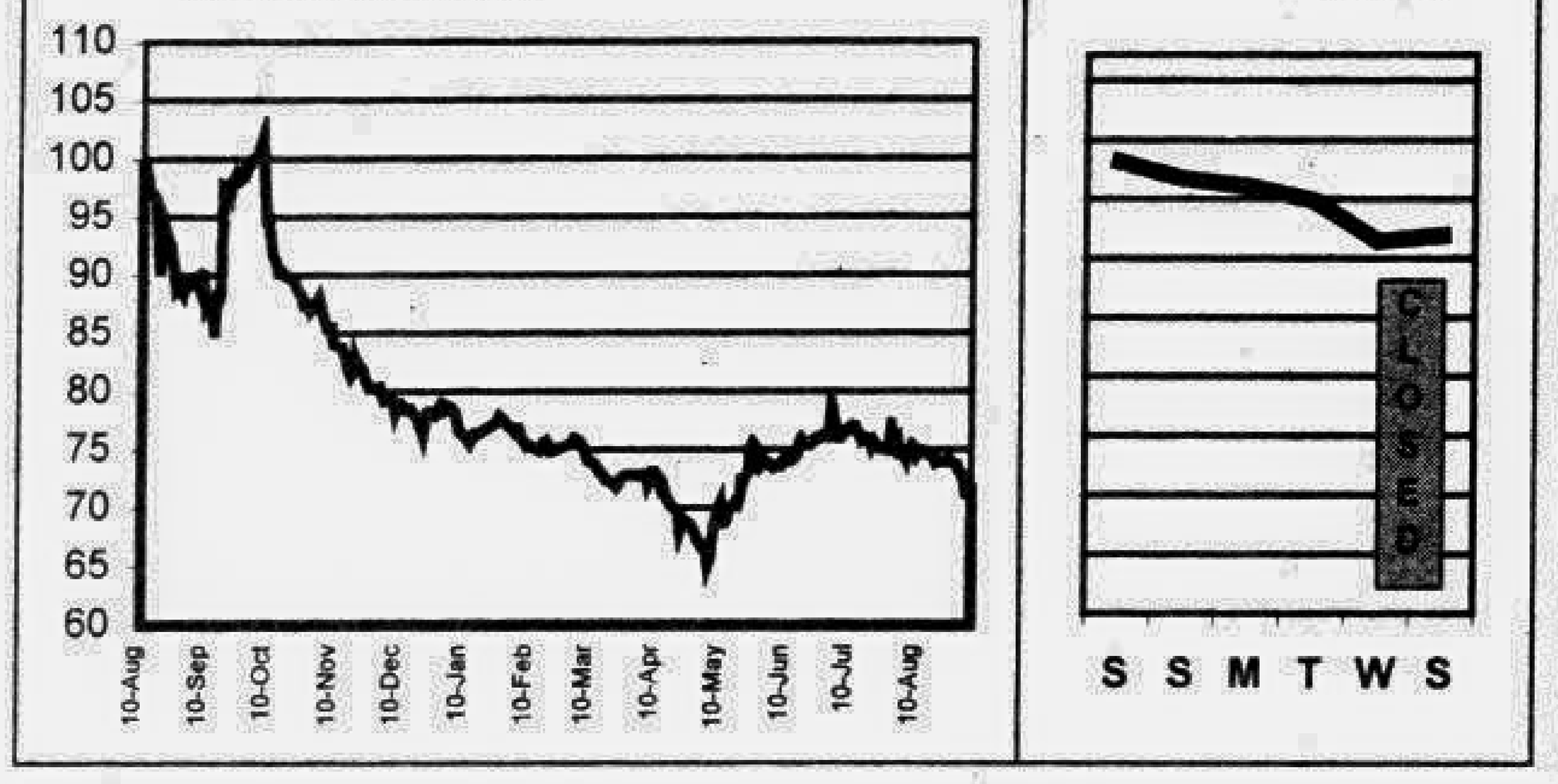

Fifty companies have been chosen for calculation of the **STAR 50 Index** based on their market capitalisation, liquidity, free float and corporate track record. The **Base Period** for the Index is **August 10, 1998**. The calculation has been done according to the widely used International Finance Corporation formula.

DSE All Share Price Index — 508.56

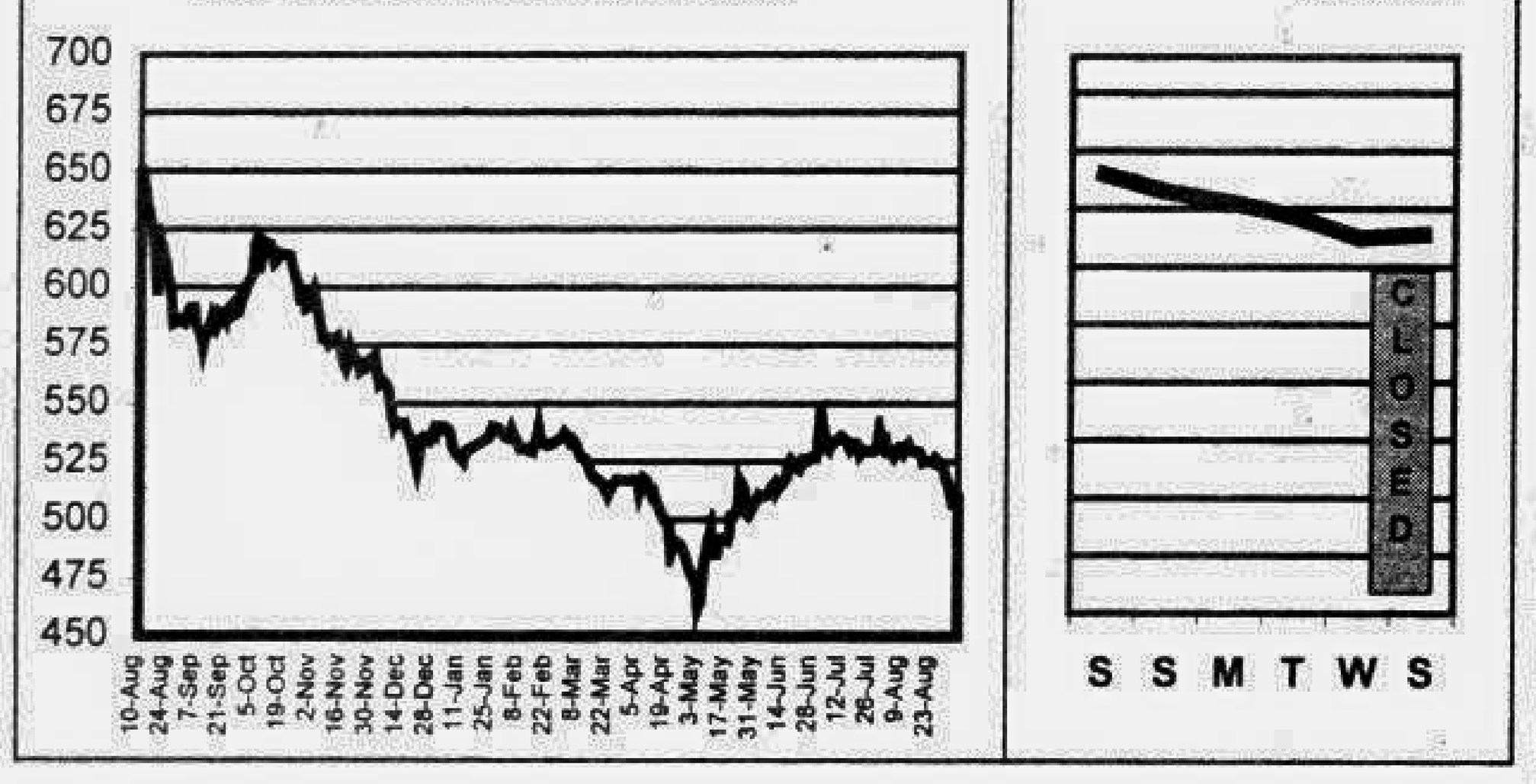

CSE All Share Price Index — 213.61

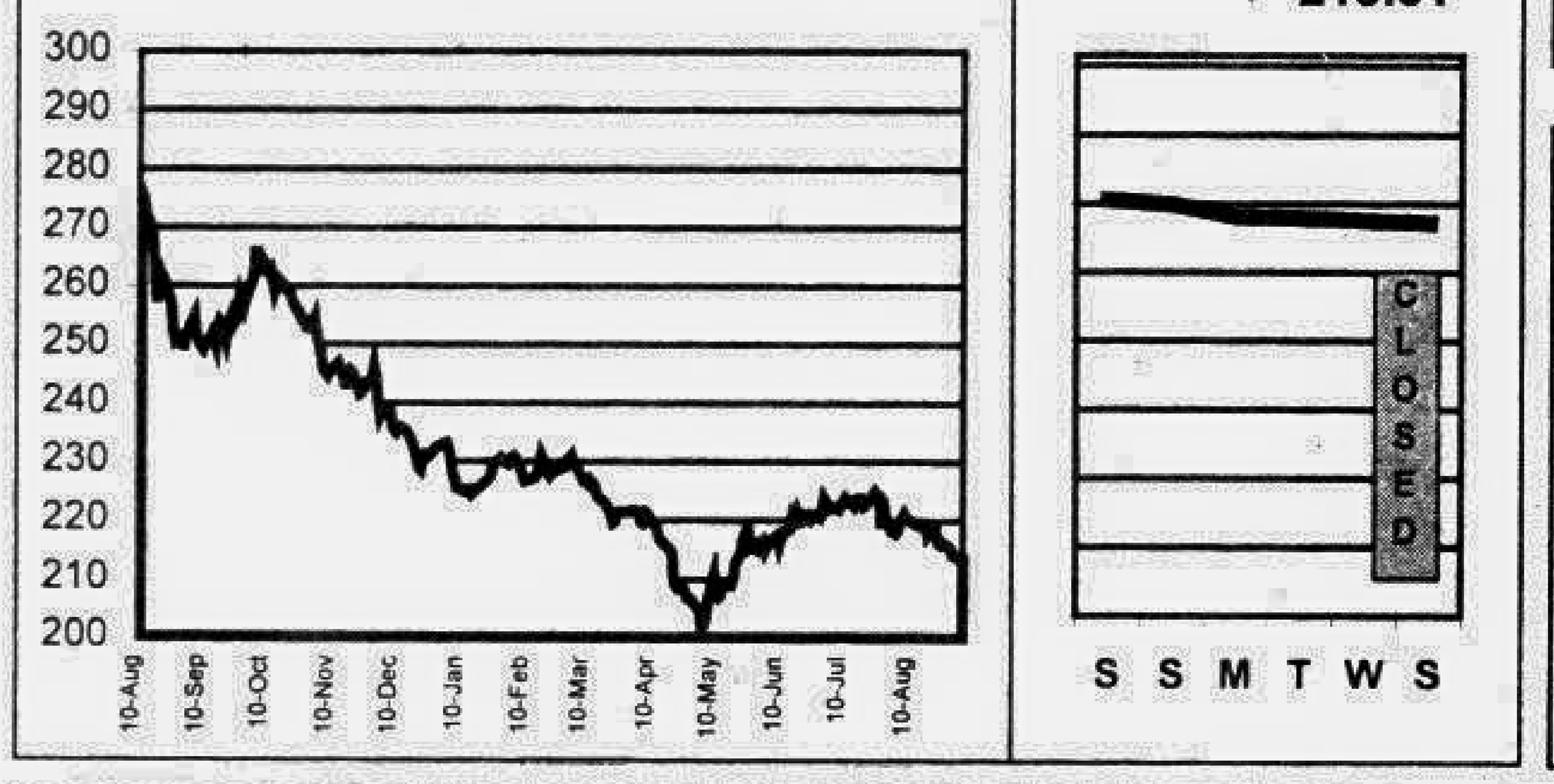

DAY'S MARKET
September 4, 1999

	DSE	CSE
All Share Price Index	508.56	213.61
Change in Index (pts)	0.84	(0.26)
Change in Index (%)	0.17%	-0.12%
Market Capitalisation (cr Tk)	4,641.34	3,923.53
Market Capitalisation (mil US$)	966.95	817.40
Turnover Volume ('000)	1,567	769
Turnover Value (cr Tk)	11.10	3.62
No. of Issues Traded	145	50
No. of Issues Gained	77	17
No. of Issues Incurred Loss	53	25
No. of Issues Unchanged	15	8
Price Earning Ratio (x)	6.61	6.57
Dividend Yield (%)	8.63	8.96

DAY'S MARKET LEADERS

TURNOVER LEADERS

	DSE	Vol `000	Value Tkm		CSE	Vol `000	Value Tkm
1	Dhaka Fish	168	28.53	1	Dhaka Fish	91	15.84
2	Monospool	107	16.11	2	Sinobangla	350	7.53
3	Imam Button	110	12.09	3	Imam Button	63	6.97
4	Sinobangla	239	5.08	4	Ranfoundry	204	3.53
5	Paper Pro	67	4.77	5	Saiham Tex	3	0.22
6	Raspit Food	21	4.15	6	Samata Leather	2	0.19
7	Ranfoundry	210	3.63	7	Ctg. Cement	0.30	0.19
8	Samata Leather	32	2.74	8	Sajib Knit	2	0.17
9	Meghna Cemnt	20	2.59	9	Shine Pukur	2	0.14
10	Padma Printer	107	2.16	10	Quasem Drycell	8	0.13

CAPITAL GAINERS

	DSE	Vol `000	Change %		CSE	Vol `000	Change %
1	National Oxygen	11.43	18.52	1	Monospool	0.07	17.17
2	Padma Printer	107.00	17.44	2	HR Tex	0.50	2.27
3	Dandy Dyeing	6.45	15.25	3	Beximco Tex	0.10	1.44
4	Monospool	107.19	13.83	4	Apex Tannery	0.09	1.11
5	Sonali Paper	6.80	10.06	5	Beximco Synt	0.16	0.84
6	Monno Jute Staff	0.01	9.35	6	Aramit Cement	0.10	0.74
7	Mordern Dyeing	0.04	6.80	7	BEXIMCO	0.10	0.73
8	Al-Baraka	0.00	5.88	8	J H Chemi	0.15	0.59
9	Uttara Bank	0.16	5.72	9	Excelsior Shoe	1.10	0.56
10	Bangla Pro	0.57	4.94	10	Samorita Hosp	0.35	0.51

CAPITAL LOSERS

	DSE	Vol `000	Change %		CSE	Vol `000	Change %
1	5th ICB M Fund	0.01	(9.71)	1	BD Autocars	0.03	(8.64)
2	Eastland Ins	0.02	(9.38)	2	Dhaka Fish	91.15	(5.18)
3	BD Plantation	0.02	(9.32)	3	Rupan Oil	0.80	(4.55)
4	Metalex Corp	0.14	(6.75)	4	Apex Foods	0.05	(4.26)
5	TBL	0.02	(6.34)	5	Islami Bank	0.01	(3.85)
6	Sonargaon Tex	0.35	(4.47)	6	Imam Button	62.95	(1.77)
7	Rupali Ins	0.02	(4.31)	7	Olympic	0.08	(1.74)
8	Dhaka Fish	167.85	(3.82)	8	Ranfoundry	204.00	(1.70)
9	Meghna Cemnt	20.35	(3.77)	9	Wonderland Toys	0.10	(1.61)
10	Padma Oil	0.10	(3.13)	10	Meghna Cemnt	0.80	(1.52)

LEAGUE TABLE

Company Name	FV/ML	Market Performance: Dhaka Stock Exchange: Vol	Day's High	Day's Low	Day's Closing	Prev. Closing	Net Chg	Chittagong Stock Exchange: Vol	Day's Closing	Prev. Closing	Net Chg	AGM: Year End	Date	Financial Performance: EPS	P/E	DPS	Yield	NAV per Share	Price/NAV
	Tk/nos	nos	Tk	Tk	Tk	Tk	Tk	nos	Tk	Tk	Tk	YM	D/M/Y	Tk	x	Tk	%	Tk	x
Banks																			
Al-Arafa	1000/1	125	1,010.25	1,000.00	1,002.50	1,010.00	(7.50)	-	-	1,010.00	-	9812	23/8/99	210.82	4.76	150.00	14.96	1,220.00	0.82
Al Baraka Bank	1000/1	3	1,120.00	1,020.00	1,080.00	1,020.00	60.00	-	-	-	-	9712	1/12/98	(624.64)	-	-	-	1,061.40	1.02
Arab Bangladesh Bank	100/5	-	-	-	-	92.00	-	-	-	90.75	-	9712	12/9/98	24.03	3.83	10.00	10.87	177.92	0.52
City Bank	100/5	-	-	-	-	126.00	-	-	-	115.00	-	9712	14/12/98	55.66	2.26	-	-	264.45	0.48
Eastern Bank	100/20	-	-	-	-	120.00	-	-	-	-	-	9712	12/11/98	57.14	2.10	-	-	159.58	0.75
IDLC	100/20	60	352.00	352.00	352.00	353.00	(1.00)	-	-	365.00	-	9812	10/6/99	31.75	11.09	25.00	7.10	224.02	1.57
IFIC Bank	100/5	-	-	-	-	102.50	-	-	-	97.00	-	9612	5/7/99	23.34	4.39	-	-	196.22	0.52
Islami Bank	1000/1	19	1,891.00	1,885.00	1,887.50	1,891.75	(4.25)	11	1,875.00	1,950.00	(75.00)	9812	26/8/99	303.33	6.22	210.00	11.13	4,182.10	0.45
National Bank	100/20	1,100	72.00	70.00	71.00	70.50	0.50	-	-	68.00	-	9712	24/11/98	43.47	1.63	-	-	261.19	0.27
Pubali Bank	100/5	-	-	-	-	122.50	-	-	-	103.00	-	9712	29/11/98	262.14	0.47	-	-	323.20	0.38
Rupali Bank	100/10	-	-	-	-	69.00	-	-	-	80.00	-	9712	20/3/99	0.81	85.19	-	-	143.23	0.48
UCBL	100/5	-	-	-	-	75.00	-	-	-	75.00	-	9612	27/6/97	34.66	2.16	-	-	198.58	0.38
United Leasing	100/20	-	-	-	-	541.00	-	-	-	-	-	9812	20/5/99	63.07	8.58	25.00	4.62	402.91	1.34
Uttara Bank	100/5	155	89.00	87.00	87.75	83.00	4.75	-	-	-	-	9712	24/11/98	4.98	17.62	-	-	304.72	0.29
Uttara Finance	100/50	150	159.00	155.25	157.00	156.50	0.50	-	-	160.00	-	9812	22/6/99	15.59	10.07	15.00	9.55	106.71	1.47
Investment																			
1st BSRS MF	100/50	400	64.00	63.75	63.75	65.00	(1.25)	-	-	60.00	-	-	-	-	-	-	-	-	-
1st ICB MF	100/5	-	-	-	-	1,300.00	-	-	-	1,200.00	-	9806	21/10/98	119.44	10.88	70.00	5.38	359.74	3.61
2nd ICB MF	100/5	-	-	-	-	400.00	-	-	-	425.00	-	9806	21/10/98	10.49	38.13	30.00	7.50	141.57	2.83
3rd ICB MF	100/5	-	-	-	-	399.50	-	-	-	282.00	-	9806	21/10/98	18.69	21.38	35.00	8.76	234.79	1.70
4th ICB MF	100/10	-	-	-	-	286.00	-	-	-	306.75	-	9806	21/10/98	27.81	10.28	32.00	11.19	167.65	1.71
5th ICB MF	100/10	10	186.00	186.00	186.00	206.00	(20.00)	-	-	300.00	-	9806	21/10/98	16.93	10.99	22.00	11.83	134.46	1.38
6th ICB MF	100/10	-	-	-	-	160.00	-	-	-	150.00	-	9806	21/10/98	9.39	17.04	18.00	11.25	135.10	1.18
7th ICB MF	100/50	-	-	-	-	117.50	-	-	-	115.00	-	9806	21/10/98	6.72	17.49	14.00	11.91	119.42	0.98
8th ICB MF	100/50	-	-	-	-	104.00	-	-	-	106.00	-	9806	21/10/98	3.35	31.04	12.00	11.54	116.60	0.89
ICB	100/5	-	-	-	-	106.50	-	-	-	175.00	-	9806	21/10/98	22.06	4.83	7.00	6.57	285.84	0.37
Engineering																			
Aftab Automobile	100/5	180	174.00	173.25	173.75	173.00	0.75	-	-	168.25	-	9808	17/12/98	27.55	6.31	16.00	9.21	237.80	0.73
Anwar Galvanizing	100/50	-	-	-	-	152.00	-	-	-	153.00	-	9806	28/4/99	2.16	70.37	15.00	9.87	113.00	1.35
Atlas Bangladesh	10/50	-	-	-	-	122.30	-	-	-	-	-	9806	24/12/98	23.77	5.15	5.00	4.09	78.70	1.56
Aziz Pipe	100/5	185	460.00	455.00	459.00	457.75	1.25	-	-	489.00	-	9812	26/8/99	45.83	10.02	30.00	6.54	562.70	0.82
BD Autocars	100/5	745	86.00	83.25	84.75	83.00	1.75	30	82.00	89.75	(7.75)	9706	30/12/97	11.69	7.25	-	-	130.72	0.65
BD Lamps	100/5	50	452.00	450.00	451.25	446.50	4.75	-	-	470.00	-	9712	9/9/98	34.88	12.94	30.00	6.65	243.81	1.85
BEMCO	100/10	260	85.00	77.50	81.75	78.00	3.75	-	-	-	-	9712	30/12/98	(30.96)	-	-	-	76.67	1.07
Bengal Steel	10/50	-	-	-	-	1,113.70	-	-	-	-	-	9712	27/9/98	(21.64)	-	-	-	(88.28)	-
Eastern Cables	100/5	60	96.00	95.00	95.00	95.25	(0.25)	-	-	95.00	-	9806	24/6/99	7.57	12.55	12.00	12.63	168.73	0.56
Karim Pipe	100/5	-	-	-	-	87.00	-	-	-	-	-	9712	24/12/98	(22.77)	-	-	-	58.60	1.48
Kay & Que	100/50	6,400	154.75	152.25	152.25	152.25	-	-	-	-	-	9712	28/9/98	2.64	57.67	-	-	121.64	1.25
Metalex Corp.	100/5	140	150.00	143.00	145.00	155.50	(10.50)	-	-	168.00	-	9506	24/4/96	(562.54)	-	-	-	(3,101.00)	-
Monno Jute Staffler	100/5	10	269.00	269.00	269.00	246.00	23.00	-	-	-	-	9712	1/12/98	22.69	11.86	20.00	7.43	228.48	1.18
Monno Jutex	100/5	-	-	-	-	948.00	-	-	-	-	-	9806	2/12/98	136.91	6.92	75.00	7.91	689.99	1.37
National Tubes	100/10	70	460.00	440.00	448.75	447.75	1.00	-	-	-	-	9806	21/4/99	108.33	4.14	30.00	6.69	(11.28)	-
Olympic Industries	100/5	1,055	115.00	113.25	114.00	113.50	0.50	80	113.00	115.00	(2.00)	9703	22/12/97	19.22	5.93	20.00	17.54	184.61	0.62
Quasem Drycell	10/50	11,300	16.10	15.90	15.90	15.90	-	8,100	16.00	16.00	-	9806	10/12/98	1.77	8.98	2.00	12.58	26.33	0.60
Rangpur Foundry	10/500	210,000	17.80	17.30	17.30	17.60	(0.30)	204,000	17.30	17.60	(0.30)	9809	-	1.32	13.11	-	-	12.88	1.34
Renwick Jajnes	100/5	1,405	76.50	73.75	75.00	74.75	0.25	-	-	-	-	9806	31/12/98	(15.46)	-	-	-	(21.96)	-
Singer Bangladesh	100/5	175	1,085.00	1,075.00	1,080.25	1,079.50	0.75	-	-	-	-	9902	19/5/99	91.99	11.74	100.00	9.26	156.05	6.92
Thai Aluminum	100/10	10	270.00	270.00	270.00	275.00	(5.00)	-	-	265.00	-	9712	24/9/98	34.04	7.93	10.00	3.70	154.18	1.75
Wonderland Toys	100/50	3,700	63.00	62.00	62.00	62.25	(0.25)	100	61.00	62.00	(1.00)	9806	9/12/98	(11.25)	-	-	-	87.77	0.71
Food & Allied																			
AB Biscuit	100/5	-	-	-	-	70.00	-	-	-	-	-	9506	30/12/95	(26.78)	-	-	-	238.76	0.29
Alpha Tobacco	10/50	50	56.00	56.00	56.00	56.20	(0.20)	-	-	58.20	-	9810	9/4/99	7.32	7.65	5.25	9.38	77.96	0.72
Amam Sea Food	100/5	5	247.25	247.25	247.25	251.00	(3.75)	-	-	-	-	9806	7/12/98	(18.37)	-	-	-	1.03	240.05
AMCL (Pran)	100/10	200	288.00	286.50	286.75	288.50	(1.75)	-	-	284.00	-	9806	15/12/98	39.44	7.27	20.00	6.97	217.85	1.32
Apex Food	100/5	65	330.00	327.00	328.25	330.75	(2.50)	45	325.50	340.00	(14.50)	9806	24/12/98	19.57	16.77	20.00	6.09	669.59	0.49
Bangas	100/5	10	161.00	161.00	161.00	160.50	0.50	-	-	-	-	9806	18/12/98	15.91	10.12	15.00	9.32	146.30	1.10
BD Plantation	100/5	20	540.00	530.00	535.00	590.00	(55.00)	-	-	-	-	9806	15/12/98	23.83	22.45	-	-	255.05	2.10
Bengal Biscuit	100/20	6,240	79.75	78.00	78.25	78.00	0.25	1,620	78.00	78.25	(0.25)	9806	28/6/99	4.97	15.74	-	-	239.29	0.33
Beximco Fisheries	100/20	520	101.50	100.25	100.75	101.00	(0.25)	-	-	101.00	-	9712	19/11/98	18.53	5.44	20.00	19.85	132.82	0.76
BLTC	100/5	-	-	-	-	900.00	-	-	-	-	-	9712	29/9/98	77.11	11.67	45.00	5.00	1,487.90	0.60
BATBC	10/50	150	114.20	114.00	114.00	113.20	0.80	-	-	120.50	-	9812	17/5/99	12.59	9.05	9.00	7.89	39.22	2.91
Chittagong Vegetable	100/10	-	-	-	-	84.00	-	-	-	85.75	-	9806	30/12/98	(5.22)	-	-	-	226.32	0.37
Dhaka Fisheries	100/50	167,850	179.25	152.00	170.00	176.75	(6.75)	91,150	173.75	183.25	(9.50)	9806	17/12/98	4.21	40.38	-	-	117.01	1.45
Dhaka Vegetable	100/5	1,620	53.75	52.50	53.00	53.00	-	-	-	-	-	9506	10/9/97	(5.33)	-	-	-	108.80	0.49
EL Camelia	100/5	-	-	-	-	1,850.00	-	-	-	-	-	9712	19/9/98	157.89	11.72	-	-	(311.90)	-
Gachihata	100/50	4,950	51.50	50.00	50.25	49.50	0.75	-	-	49.50	-	9804	30/11/98	6.59	7.63	-	-	139.32	0.36
Gemini Sea Food	100/5	210	150.00	148.00	149.00	147.25	1.75	-	-	-	-	9809	12/12/98	12.87	11.58	10.00	6.71	(245.80)	-
Gulf Foods	100/50	9,350	153.75	152.00	152.50	151.50	1.00	250	151.50	151.50	-	9806	28/12/98	0.38	401.32	-	-	100.89	1.51
Hill Plantation	100/5	-	-	-	-	714.00	-	-	-	-	-	9806	15/12/98	134.73	5.30	15.00	2.10	430.72	1.66
Meghna Shrimp	100/20	12,240	92.25	91.00	91.25	90.75	0.50	720	91.25	91.00	0.25	9712	29/12/98	12.50	7.30	10.00	10.96	114.80	0.79
Meghna Vegetable Oil	100/50	4,300	109.50	107.25	107.50	107.75	(0.25)	-	-	110.00	-	9806	30/12/98	16.04	6.70	15.00	13.95	175.56	0.61
Modern Industries	100/5	-	-	-	-	68.00	-	-	-	-	-	9812	15/5/99	(15.43)	-	-	-	35.43	1.92
Mona Food	100/50	4,150	86.50	84.75	85.00	85.25	(0.25)	1,000	84.25	84.75	(0.50)	9806	29/12/98	6.71	12.67	5.00	5.88	109.24	0.78
NTC	100/5	50	630.00	630.00	630.00	643.25	(13.25)	-	-	442.75	-	9812	21/4/99	68.57	9.19	32.00	5.08	454.08	1.39
Rabeya Flour	10/50	-	-	-	-	-	-	-	-	-	-	9712	21/9/98	1.31	-	10.00	-	7.93	-
Rahima Food Corp.	100/50	750	50.75	50.25	50.25	50.25	-	100	50.25	50.00	0.25	9806	27/12/98	1.81	27.76	5.00	9.95	114.45	0.44
Raspit Food	100/50	21,000	203.50	197.00	197.75	199.50	(1.75)	-	-	215.00	-	9612	30/10/97	11.82	16.73	-	-	101.64	1.95
Rupon Oil	10/100	38,100	14.60	13.90	13.90	14.00	(0.10)	800	14.70	15.40	(0.70)	9706	12/8/98	0.11	126.36	-	-	32.14	0.43
Shyampur Sugar Mills	10/100	3,800	7.30	7.10	7.10	7.10	-	-	-	-	-	9806	24/6/99	(75.75)	-	-	-	10.00	0.71
Tripti Industries	100/5	640	66.50	65.00	65.25	65.25	-	-	-	67.25	-	9608	-	4.74	13.77	10.00	15.33	110.00	0.59
Tulip Dairy	100/5	9,360	234.00	229.50	230.00	228.75	1.25	-	-	-	-	9306	30/3/95	(35.14)	-	-	-	53.99	4.26
Yousuf Flour	10/50	-	-	-	-	-	-	-	-	-	-	9806	29/12/98	0.16	-	-	-	10.29	-
Zeal Bangla	10/50	12,400	7.30	7.10	7.10	7.10	-	-	-	-	-	9706	26/8/98	(7.46)	-	-	-	(36.50)	-
Fuel & Power																			
BOC	10/50	350	94.00	93.80	93.90	93.90	-	200	94.00	94.70	(0.70)	9808	1/2/99	7.79	12.05	3.80	4.05	48.08	1.95
Eastern Lubricant	10/50	-	-	-	-	160.00	-	-	-	-	-	9806	18/3/99	5.64	28.37	3.50	2.19	42.42	3.77
National Oxyg.	100/10	11,430	72.75	61.25	72.00	60.75	11.25	-	-	62.00	-	9606	30/6/97	(1,110.86)	-	-	-	(337.60)	-
Padma Oil	10/50	100	155.00	155.00	155.00	160.00	(5.00)	-	-	170.00	-	9806	21/3/99	16.55	9.37	4.50	2.90	80.57	1.92
Jute																			
Ahad Jute	100/10	-	-	-	-	-	-	-	-	-	-	9806	28/12/98	(6.74)	-	-	-	103.64	-
Islam Jute	100/5	-	-	-	-	106.00	-	-	-	-	-	9806	10/12/98	40.02	2.65	-	-	1,164.00	0.09
Jute Spinners	100/5	-	-	-	-	142.00	-	-	-	-	-	9806	31/3/99	29.55	4.81	15.00	10.56	724.38	0.20
Mutual Jute	100/5	-	-	-	-	-	-	-	-	-	-	9806	27/12/98	25.35	-	15.00	-	190.21	-
Northern Jute	10/200	1,800	31.50	31.40	31.40	31.40	-	-	-	-	-	9806	10/12/98	(1.69)	-	-	-	14.63	2.15
Saleh Carpet	10/200	17,200	5.10	5.10	5.10	5.10	-	-	-	-	-	9612	22/12/97	(12.81)	-	-	-	(104.30)	-
Sonali Ansh	100/5	-	-	-	-	250.00	-	-	-	-	-	9806	31/12/98	72.22	3.46	-	-	195.56	1.28
Textile																			
Al-Haj Textile	10/50	-	-	-	-	-	-	-	-	-	-	9806	17/12/98	2.66	-	10.00	-	12.54	-
Alltex Industries	100/50	450	46.25	46.00	46.00	46.00	-	-	-	46.25	-	9806	17/12/98	11.87	3.88	-	-	122.81	0.37
Anlima Yarn Dyeing	100/50	-	-	-	-	91.75	-	-	-	91.25	-	9806	30/12/98	15.26	6.01	10.00	10.90	105.24	0.87
Apex Spinning	100/20	360	109.50	108.25	109.00	108.50	0.50	-	-	109.00	-	9803	7/12/98	23.97	4.55	12.50	11.47	152.57	0.71

LEAGUE TABLE

Company Name	FV/ML	Market Performance: Dhaka Stock Exchange: Vol	Day's High	Day's Low	Day's Closing	Prev. Closing	Net Chg	Chittagong Stock Exchange: Vol	Day's Closing	Prev. Closing	Net Chg	AGM: Year End	Date	Financial Performance: EPS	P/E	DPS	Yield	NAV per Share	Price/NAV
	Tk/nos	nos	Tk	Tk	Tk	Tk	Tk	nos	Tk	Tk	Tk	YM	D/M/Y	Tk	x	Tk	%	Tk	x
Apex Weaving	100/50	650	46.25	46.00	46.00	46.50	(0.50)	-	-	46.50	-	9806	10/12/98	(7.32)	-	-	-	90.54	0.51
Arbee Textile	100/10	-	-	-	-	81.00	-	-	-	-	-	9812	30/6/99	(234.71)	-	-	-	100.00	0.81
Ashraf Textile	10/50	10,600	13.20	13.00	13.10	13.00	0.10	1,600	13.10	13.20	(0.10)	9806	14/6/99	(5.38)	-	-	-	30.08	0.44
BD Dyeing	100/20	-	-	-	-	118.50	-	-	-	119.75	-	9612	27/9/97	45.93	2.58	15.00	12.66	158.99	0.75
BD Zipper	100/50	1,150	94.00	93.25	93.50	94.00	(0.50)	1,050	93.25	94.25	(1.00)	9806	17/12/98	17.85	5.24	11.00	11.76	110.15	0.85
Beximco Denims	100/50	300	208.50	205.00	206.25	205.50	0.75	-	-	210.00	-	9712	5/11/98	43.37	4.76	30.00	14.55	125.04	1.65
Beximco Knitting	100/20	560	128.00	125.50	127.00	126.25	0.75	-	-	126.00	-	9712	15/11/98	29.60	4.29	20.00	15.75	116.51	1.09
Beximco Textile	100/50	2,000	121.50	120.00	120.50	120.25	0.25	100	123.25	121.50	1.75	9712	8/11/98	27.11	4.44	5.00	4.15	112.80	1.07
Chic Tex	10/500	27,000	7.50	7.40	7.40	7.40	-	13,000	7.50	7.50	-	9806	17/12/98	0.24	30.83	0.50	6.76	10.27	0.72
CMC-Kamal	100/50	800	71.75	68.00	69.75	69.00	0.75	-	-	70.75	-	9812	8/4/99	5.10	13.68	5.00	7.17	100.10	0.70
Dandy Dyeing	100/50	6,450	70.00	62.00	68.00	59.00	9.00	-	-	-	-	9712	27/9/98	(39.57)	-	-	-	20.37	3.34
Delta Millers	100/20	3,380	60.75	60.00	60.00	60.50	(0.50)	200	60.50	60.50	-	9806	30/12/98	1.94	30.93	-	-	118.80	0.51
Desh Garments	100/10	90	85.00	81.00	84.00	82.75	1.25	-	-	-	-	9806	2/12/98	7.96	10.55	-	-	106.20	0.79
Dulamia Cotton	100/10	100	46.50	46.25	46.25	46.25	-	-	-	50.00	-	9806	31/12/98	(67.33)	-	-	-	106.24	0.44
Dynamic Textile	100/20	52,420	40.00	39.25	39.25	39.50	(0.25)	1,060	39.25	39.50	(0.25)	9609	7/9/97	(7.18)	-	-	-	104.83	0.37
Eagle Star Textile	10/50	5,700	9.20	9.10	9.10	9.00	0.10	5,500	9.00	9.00	-	9806	23/12/98	0.54	16.85	-	-	20.52	0.44
GEM Knitwear	100/50	9,950	144.75	142.00	142.25	142.25	-	100	142.00	143.50	(1.50)	9612	-	-	-	-	-	100.00	1.42
GMG Industrial Corp.	10/50	-	-	-	-	22.50	-	-	-	106.00	-	9806	31/12/98	(10.32)	-	-	-	(51.32)	-
HR Textile	100/50	2,000	70.00	66.75	68.75	66.50	2.25	500	67.50	66.00	1.50	9709	29/12/97	8.17	8.41	12.50	18.18	130.94	0.53
M. Hossain Garments	100/50	16,000	73.25	70.00	71.25	69.75	1.50	-	-	80.00	-	9606	24/12/97	5.20	13.70	15.00	21.05	116.99	0.61
Mita Textile	100/20	2,260	57.00	56.00	56.25	56.00	0.25	20	56.50	56.75	(0.25)	9806	7/12/98	3.68	15.29	5.00	8.89	116.11	0.48
Mithun Knitting	100/20	220	85.00	84.00	84.00	83.25	0.75	-	-	-	-	9806	18/12/98	6.19	13.57	12.00	14.29	118.04	0.71
Modern Dyeing	100/5	40	110.00	110.00	110.00	103.00	7.00	-	-	-	-	9806	17/12/98	2.34	47.01	5.00	4.55	102.35	1.07
Monno Fabrics	100/50	1,050	75.25	74.50	74.75	75.75	(1.00)	50	76.75	77.00	(0.25)	9712	10/12/98	-	-	-	-	135.22	0.55
Padma Textile	100/20	1,000	157.00	155.50	156.25	155.75	0.50	-	-	157.50	-	9712	8/11/98	48.18	3.24	25.00	16.00	229.44	0.68
Prime Textile	100/50	250	47.50	47.00	47.25	46.50	0.75	-	-	47.50	-	9806	20/3/99	(30.69)	-	-	-	290.99	0.16
Quasem Silk	10/100	5,200	16.30	16.10	16.10	16.00	0.10	-	-	-	-	9809	17/6/99	0.30	53.67	-	-	37.10	0.43
Quasem Textile	10/50	6,900	13.50	13.30	13.30	13.10	0.20	-	-	-	-	9809	17/6/99	(4.90)	-	-	-	12.00	1.11
Rahim Textile	100/5	-	-	-	-	58.50	-	-	-	-	-	9806	24/3/99	(13.54)	-	-	-	(28.17)	-
Saiham Textile	100/10	2,040	89.00	87.00	87.75	86.50	1.25	2,570	87.00	86.75	0.25	9806	19/11/98	21.60	4.06	10.00	11.40	120.17	0.73
Sajib Knitwear	100/50	17,300	79.00	77.00	77.75	77.25	0.50	2,250	77.25	77.25	-	9806	17/12/98	5.09	15.28	5.00	6.43	102.65	0.76
Sonargaon Textile	10/50	350	86.00	85.00	85.50	89.50	(4.00)	-	-	88.00	-	9712	29/9/98	17.83	4.80	8.00	9.36	136.76	0.63
Sreepur Textile	100/50	-	-	-	-	49.00	-	-	-	50.75	-	9712	24/9/98	(1.86)	-	-	-	99.87	0.49
STM	100/5	-	-	-	-	49.75	-	-	-	-	-	9712	29/9/98	(27.53)	-	-	-	(226.50)	-
Stylecraft	100/5	-	-	-	-	1,185.00	-	-	-	-	-	9806	11/12/98	195.16	6.07	20.00	1.69	799.21	1.48
Tallu Spinning	100/10	10	88.00	88.00	88.00	90.00	(2.00)	-	-	-	-	9806	18/12/98	6.02	14.62	-	-	123.41	0.71
Tamijuddin Textile	100/10	210	47.75	47.00	47.00	46.25	0.75	-	-	54.00	-	9706	24/12/97	(7.74)	-	-	-	81.92	0.57
Pharma & Chemical																			
ACI	10/50	1,900	27.00	26.80	26.80	26.80	-	1,950	27.10	27.00	0.10	9812	20/5/99	3.26	8.22	2.50	9.33	30.87	0.87
Ambee Pharma	10/50	1,550	33.00	31.50	32.40	32.10	0.30	100	32.40	32.60	(0.20)	9712	12/9/98	2.40	13.50	2.50	0.08	11.48	2.82
Bangla Process	100/5	570	86.25	82.00	85.00	81.00	4.00	-	-	-	-	9806	19/12/98	10.87	7.82	-	-	62.21	1.37
BCIL	100/10	70	96.00	95.50	95.50	94.75	0.75	-	-	93.50	-	9806	17/12/98	12.85	7.43	10.00	10.47	146.68	0.65
Beximco Infusions	100/10	40	254.25	254.25	254.25	246.75	7.50	-	-	254.25	-	9712	15/11/98	45.80	5.55	25.00	9.83	160.03	1.59
Beximco Pharma	10/50	10,800	35.70	35.60	35.60	35.70	(0.10)	2,200	35.90	35.80	0.10	9712	10/12/98	8.25	4.32	3.00	8.43	64.37	0.55
Beximco Synthetics	100/20	1,040	150.50	149.25	149.75	149.25	0.50	160	149.50	148.25	1.25	9712	19/11/98	34.19	4.38	25.00	16.69	127.61	1.17
Glaxo Bangladesh	10/50	-	-	-	-	134.80	-	-	-	-	-	9812	20/5/99	6.56	20.55	3.00	2.23	45.60	2.96
Imam Button	100/50	110,200	115.75	109.25	109.75	112.75	(3.00)	62,950	110.75	112.75	(2.00)	9806	30/12/98	7.37	14.89	5.00	4.56	100.47	1.09
JH Chemical	100/50	2,350	129.25	127.75	128.00	127.50	0.50	150	128.75	128.00	0.75	9712	-	-	-	-	-	100.00	1.28
Kohinoor Chemicals	100/5	1,885	83.75	75.00	83.25	82.25	1.00	-	-	75.00	-	9406	27/2/95	(7.77)	-	-	-	(270.20)	-
Libra Pharma	100/20	-	-	-	-	330.00	-	-	-	250.50	-	9806	17/12/98	37.04	8.91	22.00	6.67	268.09	1.23
National Polymer	100/10	-	-	-	-	136.00	-	-	-	140.00	-	9706	29/9/97	38.82	3.50	20.00	14.71	169.44	0.80
Orion Infusion	100/20	-	-	-	-	40.75	-	-	-	34.43	-	9606	3/2/97	8.09	5.04	17.00	41.72	102.38	0.40
Perfume Chemical	100/50	2,100	63.75	63.00	63.00	62.75	0.25	1,200	63.00	63.50	(0.50)	9806	30/4/98	1.62	38.89	-	-	108.11	0.58
Petro Synthetic	10/50	300	21.00	21.00	21.00	21.10	(0.10)	-	-	-	-	9712	25/9/98	(13.88)	-	-	-	(54.67)	-
Pharma Aids	100/5	-	-	-	-	140.00	-	-	-	-	-	9806	27/12/98	(2.83)	-	-	-	114.78	1.22
Pharmaco	100/5	4,200	73.50	71.00	72.00	70.50	1.50	-	-	-	-	9806	31/3/99	3.55	20.28	-	-	61.34	1.17
Rahman Chemicals	100/10	3,480	54.25	51.00	51.50	52.75	(1.25)	-	-	-	-	9712	24/9/98	(2.84)	-	-	-	(49.90)	-
Reckitt & Colman	10/50	-	-	-	-	80.00	-	-	-	82.00	-	9901	17/5/99	5.15	15.53	3.00	3.75	28.54	2.80
Renata	100/5	-	-	-	-	500.00	-	-	-	-	-	9812	16/6/99	45.77	10.92	25.00	5.00	635.89	0.79
Square Pharma	100/20	360	645.00	642.00	643.75	641.00	2.75	-	-	633.00	-	9803	13/8/98	114.27	5.63	45.00	6.99	677.49	0.95
TBL	100/5	20	66.50	66.50	66.50	71.00	(4.50)	-	-	72.00	-	9712	30/7/98	(313.75)	-	-	-	(1,362.00)	-
The Ibnsina	100/10	200	155.25	152.25	153.50	155.75	(2.25)	-	-	155.00	-	9806	6/2/99	20.54	7.47	17.00	11.07	111.39	1.38
Wata Chemicals	100/20	20	144.25	144.25	144.25	144.75	(0.50)	-	-	165.00	-	9812	21/7/99	7.00	20.61	12.50	8.67	184.18	0.78
Paper & Printing																			
Azadi Printers	100/10	-	-	-	-	-	-	-	-	5.00	-	9806	19/12/98	(1.55)	-	-	-	(388.60)	-
Eagle Box	10/50	-	-	-	-	55.50	-	-	-	-	-	9806	9/11/98	(36.11)	-	-	-	(218.70)	-
MAQ Enterprises	100/50	1,300	47.25	47.00	47.00	46.75	0.25	-	-	48.00	-	9612		12.24	3.84	-	-	126.94	0.37
MAQ Paper	100/20	-	-	-	-	94.25	-	-	-	95.00	-	9712	20/9/98	18.47	5.10	10.00	10.61	123.04	0.77
Monospool Paper	100/5	107,190	157.00	139.00	150.25	132.00	18.25	65	146.75	125.25	21.50	9806	15/9/98	1.88	79.92	-	-	178.33	0.84
Padma Printers	10/50	107,000	20.60	17.60	20.20	17.20	3.00	-	-	19.60	-	9612	23/12/96	-	-	-	-	10.00	2.02
Paper Process	100/10	66,520	74.50	71.25	71.75	70.25	1.50	-	-	-	-	9712	15/9/98	2.38	30.15	-	-	86.45	0.83
Sonali Paper	10/50	6,800	17.80	15.60	17.50	15.90	1.60	-	-	18.00	-	9606	30/12/96	1.07	16.36	1.50	8.57	10.19	1.72
Services & Real Estate																			
BD Hotel	10/50	-	-	-	-	-	-	-	-	-	-	9712	17/9/98	5.52	-	3.00	-	290.43	-
BD Services	10/50	-	-	-	-	-	-	-	-	-	-	9712	24/12/98	12.22	-	1.00	-	37.10	-
Eastern Housing	100/20	4,160	130.00	128.25	128.50	129.00	(0.50)	240	128.50	129.00	(0.50)	9807	27/12/98	20.05	6.41	16.00	12.45	126.72	1.01
Samorita Hospital	100/50	3,200	147.00	145.50	146.00	145.75	0.25	350	147.00	146.25	0.75	9806	19/7/99	3.76	38.83	12.00	8.22	146.02	1.00
Shine Pukur Holdings	100/50	3,450	59.75	59.00	59.25	59.00	0.25	2,350	59.25	59.00	0.25	9712	10/12/98	11.05	5.36	10.00	16.88	104.55	0.57
Miscellaneous																			
Apex Footwear	100/20	280	158.00	157.00	157.25	155.50	1.75	-	-	152.50	-	9812	15/4/99	2.78	56.56	-	-	210.02	0.75
Apex Tannery	100/10	630	182.25	180.00	181.50	179.50	2.00	90	182.00	180.00	2.00	9806	26/11/98	16.96	10.70	25.00	13.77	405.94	0.45
Aramit	10/50	1,450	42.60	42.20	42.30	42.40	(0.10)	-	-	42.10	-	9712	27/9/98	3.49	12.12	2.30	5.44	26.79	1.58
Aramit Cement	100/50	1,300	103.00	102.50	102.50	101.75	0.75	100	102.25	101.50	0.75	9712	-	-	-	-	-	100.00	1.03
Bata Shoe	10/100	1,000	102.90	100.00	101.40	99.10	2.30	-	-	-	-	9812	3/6/99	8.29	12.23	8.00	7.89	32.66	3.10
BD Luggage	100/50	400	51.00	49.50	50.00	50.00	-	50	49.00	49.25	(0.25)	9606	-	-	-	-	-	100.00	0.50
Bengal Fine Ceramic	100/50	6,800	151.00	147.00	150.00	146.75	3.25	-	-	145.25	-	9806	17/12/98	10.51	14.27	10.00	6.67	100.51	1.49
BEXIMCO	10/100	3,700	41.50	40.80	41.00	41.20	(0.20)	100	41.50	41.20	0.30	9712	5/11/98	10.45	3.92	2.50	6.10	28.84	1.42
BSC	100/5	-	-	-	-	81.00	-	-	-	6.25	-	9806	7/4/99	(48.54)	-	-	-	(575.90)	-
Chittagong Cement	100/5	460	633.00	628.00	629.00	630.75	(1.75)	295	629.00	637.00	(8.00)	9806	15/4/99	53.29	11.80	40.00	6.36	137.57	4.57
Confidence Cement	100/20	160	207.50	206.50	207.25	205.50	1.75	-	-	207.50	-	9806	17/2/99	50.98	4.07	25.00	12.06	250.33	0.83
Excelsior Shoes	100/50	4,350	45.50	44.75	45.00	44.50	0.50	1,100	44.75	44.50	0.25	9709	31/3/98	8.02	5.61	-	-	121.58	0.37
Fu-Wang Ceramic	100/50	2,150	148.50	146.00	147.50	146.25	1.25	-	-	149.25	-	9806	17/12/98	3.73	39.54	5.00	3.39	104.37	1.41
GQ Ball Pen	10/50	-	-	-	-	77.50	-	-	-	79.00	-	9812	23/8/99	9.41	8.24	3.80	4.90	104.72	0.74
Highspeed Ship	100/5	-	-	-	-	-	-	-	-	-	-	9806	31/12/98	(11.36)	-	-	-	100.00	-
Himadri	10/100	-	-	-	-	-	-	-	-	-	-	9712	22/9/98	0.76	-	-	-	7.18	-
Lexco	100/10	280	150.50	149.75	150.00	150.00	-	-	-	152.00	-	9712	10/9/98	10.80	13.89	10.00	6.67	550.47	0.27
Mark BD Shilpa & Engg.	100/50	650	51.75	51.50	51.50	51.25	0.25	-	-	49.00	-	9706	29/12/97	13.54	3.80	11.00	21.36	218.88	0.24
Meghna Cement	100/50	20,350	135.75	127.00	127.50	132.50	(5.00)	800	129.50	131.50	(2.00)	9712	24/9/98	14.29	8.92	10.00	7.84	108.76	1.17
Monno Ceramic	100/5	35	389.00	388.50	388.75	386.50	2.25	-	-	382.00	-	9806	10/12/98	34.35	11.32	35.00	9.00	239.34	1.62
Niloy Cement	100/50	150	107.00	107.00	107.00	107.25	(0.25)	-	-	108.00	-	9806	17/12/98	0.95	112.63	-	-	100.62	1.06
Paragon Leather	100/50	7,050	52.50	52.00	52.00	52.00	-	2,200	52.00	52.25	(0.25)	9806	26/5/99	8.00	6.50	10.00	19.23	111.73	0.47
Phoenix Leather	100/5	-	-	-	-	283.25	-	-	-	-	-	9606	5/1/97	38.26	7.40	-	-	12.89	21.97
Rose Heaven Ball Pen	10/500	43,500	16.50	16.10	16.30	16.10	0.20	4,000	16.20	16.20	-	9806	19/12/98	1.13	14.42	1.00	6.13	16.52	0.99
Samata Leather	100/50	32,050	86.75	85.25	85.50	85.00	0.50	2,200	85.25	85.00	0.25	9806	-	6.05	14.13	-	-	173.70	0.49
Savar Refractories	100/5	11,500	124.25	120.00	122.00	119.00	3.00	-	-	-	-	9806	25/3/99	0.43	283.72	-	-	100.97	1.21
Sinobangla Industries	10/500	238,500	21.80	21.20	21.30	21.60	(0.30)	350,000	21.50	21.50	-	9806	-	0.22	96.82	-	-	10.22	2.08
Standard Ceramic	100/50	-	-	-	-	123.50	-	-	-	125.00	-	9806	7/7/99	(23.28)	-	7.50	6.07	192.45	0.64
Texpick Industries	100/10	5,860	129.75	122.00	123.00	124.00	(1.00)	-	-	-	-	9706	24/12/97	1.24	99.19	-	-	128.69	0.96
The Engineers	100/5	-	-	-	-	101.00	-	-	-	-	-	9708	19/12/98	64.53	1.57	10.00	9.90	485.16	0.21
Usmania Glass	100/5	-	-	-	-	182.25	-	-	-	185.00	-	9806	23/4/99	(62.65)	-	15.00	8.23	461.48	0.39
Insurance																			
BGIC	100/10	-	-	-	-	222.25	-	-	-	260.00	-	9712	10/9/98	39.57	5.62	25.00	11.25	234.52	0.95
Central Insurance	100/20	60	140.00	140.00	140.00	140.00	-	-	-	137.00	-	9712	16/9/98	26.00	5.38	20.00	14.29	157.46	0.89
Delta Life Insurance	100/5	80	520.00	515.75	518.75	518.25	0.50	-	-	470.00	-	9712	27/9/98	-	-	35.00	6.75	100.00	5.19
Eastern Insurance	100/20	-	-	-	-	142.50	-	-	-	142.00	-	9812	28/7/99	26.63	5.35	20.00	14.04	156.06	0.91
Eastland Insurance	100/20	20	145.00	145.00	145.00	160.00	(15.00)	-	-	170.00	-	9712	27/7/98	31.01	4.68	18.00	12.41	213.01	0.68
Federal Insurance	100/50	-	-	-	-	117.50	-	-	-	117.25	-	9712	17/12/98	17.77	6.61	15.00	12.77	153.86	0.76
Green Delta Insurance	100/10	-	-	-	-	365.25	-	-	-	415.00	-	9812	18/9/99	52.81	6.92	35.00	9.58	297.99	1.23
Janata Insurance	100/20	140	160.00	155.00	158.50	163.50	(5.00)	-	-	160.00	-	9712	12/10/98	13.22	11.99	10.00	6.31	177.33	0.89
Karnaphuli Insurance	100/20	-	-	-	-	139.00	-	-	-	-	-	9712	24/9/98	21.11	6.58	18.00	12.95	181.20	0.77
National Life Insurance	100/50	-	-	-	-	184.00	-	-	-	210.25	-	9812	31/7/99	-	-	22.00	11.96	100.00	1.84
People Insurance	100/10	-	-	-	-	612.00	-	-	-	690.00	-	9812	8/8/99	29.22	20.94	21.00	3.43	251.41	2.43
Phoenix Insurance	100/20	40	180.00	180.00	180.00	185.00	(5.00)	-	-	175.00	-	9812	19/7/99	24.09	7.47	20.00	11.11	193.42	0.93
Pragati Insurance	100/10	-	-	-	-	449.25	-	-	-	429.00	-	9812	15/7/99	42.99	10.45	35.00	7.79	361.16	1.24
Purabi Insurance	100/50	100	101.00	101.00	101.00	100.00	1.00	-	-	-	-	9712	17/12/98	14.00	7.21	5.00	4.95	114.20	0.88
Reliance Insurance	100/50	-	-	-	-	290.00	-	-	-	380.00	-	9812	22/6/99	46.28	6.27	30.00	10.34	386.09	0.75
Rupali Insurance	100/20	20	200.00	200.00	200.00	209.00	(9.00)	-	-	170.00	-	9712	10/8/98	32.55	6.14	25.00	12.50	254.12	0.79
Sandhani Life Insurance	100/50	-	-	-	-	100.00	-	-	-	115.00	-	9712	10/12/98	-	-	5.00	5.00	100.00	1.00
United Insurance	100/10	-	-	-	-	214.00	-	-	-	-	-	9812	25/5/99	42.51	5.03	22.00	10.28	225.61	0.95

DEBENTURE

Name	Nature of Debenutre	Year of Float	Date of Maturity	Date of Conversion	Interest Due	FV/ML Tk/Nos	Day's Closing Price DSE Tk	Day's Closing Price CSE Tk
Aramit Cement	14%, 20% Convertible, 80% Redeemable	1998	September, 2008	September, 2000	Mar, Sep	2500/2		
BCIL	17%, 20% Convertible, 80% Redeemable	1993	December 31, 1999	February 1, 1995	Jan, Jul	480/1		
BD Luggage	14%, 20% Convertible, 80% Redeemable	1996	September 5, 2003	September 5, 1998	Mar, Sep	2500/2	1,260.00	
BD Zipper	14%, 20% Convertible, 80% Redeemable	1995	August 1, 2002	August 1, 1997	Feb, Aug	1800/2		
Beximco Denims	14%, 100% Redeemable	1995	July 10, 2005		Jan, Jul	2500/2		
Beximco Fisheries	14%, 100% Redeemable	1994	May 1, 2004		Jan, Jul	2571.42/1		
Beximco Infusion	17%, 100% Redeemable	1992	October 31, 2000		Oct, Apr	700/2		
Beximco Synthetics	14%, 100% Redeemable	1993	September 1, 2003		Mar, Sep	1963/2		
Beximco Textile	14%, 100% Redeemable	1995	July 1, 2005		Jan, Jul	2500/2		
Beximco Knitting	14%, 20% Convertible, 80% Redeemable	1994	July 1, 2004	July 1, 1995	Jan, Jul	2056/2		
Eastern Housing	15%, 10% Convertible, 90% Redeemable	1994	January 1, 2000	July 1, 1995	Jan, Jul	1687.5/1		

COMPANY CALENDAR

Company	Declaration: Year End	Div/Bon/Rght	Book Closure: From	To	AGM/EGM: Date & Time	Venue	Company	Declaration: Year End	Div/Bon/Rght	Book Closure: From	To	AGM/EGM: Date & Time	Venue
BGIC	9812	20%	11/08/99	09/09/99	09/09/99	Ladies Club	Dandy Dye	9812		02/09/99	15/09/99	15/9/99 3pm	ICAB Bhaban
Janata Ins	9812	15% F	15/09/99	14/10/99	14/10/99 11.30am	Hotel Purbani	Rabeya Folur	9812		13/09/99	21/09/99	16/9/99 12.30 pm	55 Purana Paltan
Central Ins	9812	15%	24/08/99	09/09/99	9/9/99 3.30 pm	Hotel Sonargaon	Himadri Ltd	9812		12/09/99	20/09/99	15/9/99 12.30 pm	55 Purana Paltan
BD Lamps	9812	20%	01/09/99	16/09/99	16/9/99 3.3 pm	Hotel Sheraton	EL Camelia	9812		10/09/99	18/09/99	18/9/99 12. p m	Scout Bhaban
Karnaphuli Ins	9812	15%	07/09/99	27/09/99	27/9/99 4pm	BCIC Audi	Excelsior Shoe	9809		07/09/99	27/09/99	27/9/99 11.30 am	Eng. Ins Ctg.
Rupali Ins	9812	15%	25/08/99	14/09/99	14/9/99 4.p.m	Hotel Sonargaon	Al Baraka Bank	9812		07/09/99	16/09/99	16/9/99 3.30 pm	Hotel Sonargaon
Lexco	9812	10%	21/08/99	09/09/99	9/9/99 11 a.m	146, Hazaribagh	Eagle Box	9906				29/11/99 10 am	Office Premises
Ambee Pharma	9812	10%	25/08/99	09/09/99	9/9/99 10 a.m	H# 1, R# 71, Gulshan	**New IPO**			Sub Open	Sub Close		
UCBL	9812		01/09/99	15/09/99	15/9/99 3.30 p m	Hotel Sonargaon	Bionic Sea Food			05/09/99	14/09/99		
Sreepur Tex	9812		19/09/99	25/09/99	25/9/99 11.30 a m	Factory Premises	Prime Bank Ltd			09/09/99	22/09/99		
BD Thai	9812	20%	03/09/99	16/09/99	16/9/99 11.30 a m	BCIC Audi	Meghna Cemmt	9812	10%	19/09/99	28/09/99	28/9/99 11am	Hotel Royal, Khulna
TBL			16/09/99	30/09/99									

NOTES

FI/ML	Face Value / Market Lots	Vol	: Volume	P/E (x)	: Price/Earning (Times)	Price/NAV(x)	: Price/Net Asset Value(Times)	Avg.	: Average	Nos	: Numbers
TK/Nos	: Taka/Number of Shares	EPS	: Earning Per Share	DPS	: Dividend Per Share	Tkm	: Taka In Million	Prev.	: Previous	Chg.	: Change

Prepared by The Daily Star in collaboration with Securities Consultants Limited