The Daily Star BUSINESS

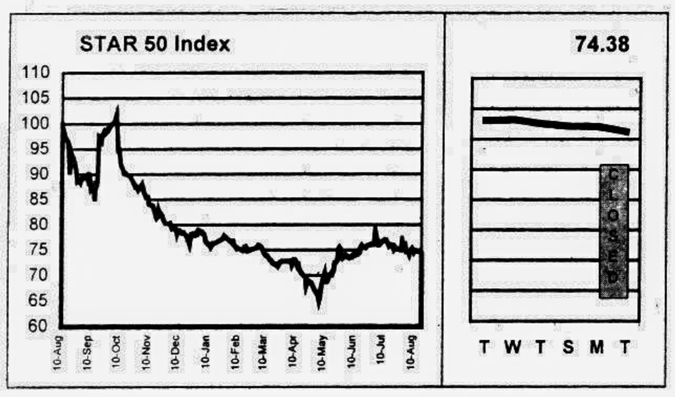

Fifty companies have been chosen for calculation of the **STAR 50 Index** based on their market capitalisation, liquidity, free float and corporate track record. The **Base Period** for the Index is **August 10, 1998**. The calculation has been done according to the widely used International Finance Corporation formula.

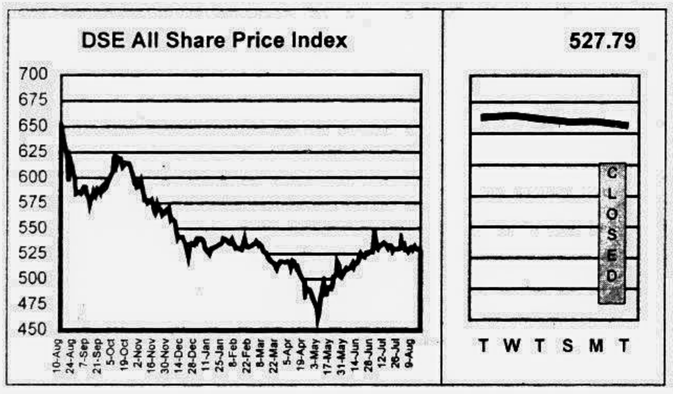

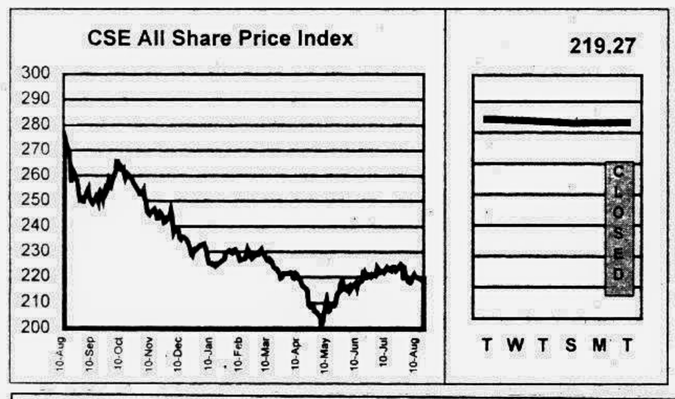

DAY'S MARKET
August 17, 1999

	DSE	CSE
All Share Price Index	527.79	219.27
Change in Index (pts)	(1.62)	0.04
Change in Index (%)	-0.31%	0.02%
Market Capitalisation (cr Tk)	4,816.78	4,023.72
Market Capitalisation (mil US$)	1,003.49	838.27
Turnover Volume ('000)	3,303	1,235
Turnover Value (cr Tk)	17.01	3.83
No. of Issues Traded	159	61
No. of Issues Gained	53	23
No. of Issues Incurred Loss	90	30
No. of Issues Unchanged	16	8
Price Earning Ratio (x)	6.85	6.74
Dividend Yield (%)	8.23	8.61

DAY'S MARKET LEADERS

TURNOVER LEADERS

	DSE	Vol '000	Value Tkm		CSE	Vol '000	Value Tkm
1	Dhaka Fish	109	21.49	1	Sinobangla	578	12.30
2	Monospool	188	21.26	2	Dhaka Fish	47	9.39
3	Sinobangla	842	17.92	3	Ranfoundry	437	7.77
4	Ranfoundry	540	9.55	4	Samorita Hosp	19	2.89
5	Aramit Ltd	167	7.86	5	Beximco Pharma	31	1.15
6	Glaxo Welcome	50	7.30	6	Ashraf Tex	31	0.43
7	Samata Leather	77	6.53	7	Gachihata	8	0.40
8	BATBC	50	6.45	8	Ctg. Cement	1	0.35
9	Raspit Food	35	6.25	9	Bengal Biscuits	4	0.34
10	Samorita Hosp	37	5.52	10	Aramit Ltd	7	0.33

CAPITAL GAINERS

	DSE	Vol '000	Change %		CSE	Vol '000	Change %
1	Dhaka Fish	108.65	18.59	1	Dhaka Fish	47.20	16.89
2	Mordern Dyeing	0.31	18.44	2	Pubali Bank	0.02	8.42
3	Savar Ref	39.49	17.28	3	Ambee Pharma	0.10	6.48
4	Pharmaco	31.24	15.18	4	Aramit Ltd	7.00	4.90
5	Texpick Ind	0.21	12.15	5	Samorita Hosp	19.45	3.66
6	Modern Ind	0.31	11.22	6	Olympic	0.06	2.75
7	STM.	0.03	10.89	7	BCIL	0.02	2.51
8	Aramit Ltd	166.60	7.52	8	Wonderland Toys	4.45	2.32
9	Raspit Food	34.95	4.69	9	Ashraf Tex	30.70	2.19
10	Wonderland Toys	48.30	4.38	10	BD Autocars	0.27	2.02

CAPITAL LOSERS

	DSE	Vol '000	Change %		CSE	Vol '000	Change %
1	Monospool	187.71	(18.53)	1	Monospool	0.33	(20.00)
2	Eagle Box	0.15	(15.16)	2	Gulf Food	0.35	(3.39)
3	Metalex Corp	0.01	(8.58)	3	Chittagong Vege	0.03	(3.09)
4	5th ICB M Fund	0.01	(8.51)	4	Sajib Knit	3.15	(2.80)
5	Relience Ins	0.15	(6.67)	5	Bengal Biscuits	4.34	(2.49)
6	Gemini Sea Food	0.23	(6.54)	6	Ctg. Cement	0.57	(2.33)
7	National Oxygen	1.80	(5.95)	7	Sinobangla	577.50	(2.29)
8	8th ICB M Fund	0.15	(5.37)	8	Beximco Knit	0.12	(2.10)
9	Tallu Spinning	0.01	(5.26)	9	Samata Leather	0.95	(2.02)
10	ICB	0.02	(4.97)	10	Meghna Shrimp	1.96	(1.67)

LEAGUE TABLE

Company Name	FV/ML	Market Performance: Dhaka Stock Exchange						Chittagong Stock Exchange				AGM		Financial Performance					
		Vol	Day's High	Day's Low	Day's Closing	Prev Closing	Net Chg	Vol	Day's Closing	Prev Closing	Net Chg	Year End	Date	EPS	P/E	DPS	Yield	NAV per Share	Price/ NAV
	Tk/nos	nos	Tk	Tk	Tk	Tk	Tk	nos	Tk	Tk	Tk	YM	D/M/Y	Tk	x	Tk	%	Tk	x
Banks																			
Al-Arafa	1000/5	-	-	-	-	1,016.50	-	-	-	1,030.00	-	9803		312.89	3.25	-	-	1,318.80	0.77
Al Baraka Bank	1000/1	-	-	-	-	1,000.00	-	-	-	-	-	9712	1/12/98	(624.64)	-	-	-	1,061.40	0.94
Arab Bangladesh Bank	100/5	150	92.00	92.00	92.00	92.00	-	-	-	95.00	-	9712	12/9/98	24.03	3.83	10.00	10.87	177.92	0.52
City Bank	100/5	-	-	-	-	120.00	-	-	-	115.00	-	9712	14/12/98	55.66	2.16	-	-	264.45	0.43
Eastern Bank	100/20	-	-	-	-	120.00	-	-	-	-	-	9712	12/11/98	57.14	2.10	-	-	159.58	0.75
IDLC	100/20	60	395.00	391.00	392.25	390.00	2.25	-	-	381.50	-	9812	10/6/99	31.75	12.35	25.00	6.37	224.02	1.75
IFIC Bank	100/5	110	105.00	102.25	102.25	104.25	(2.00)	-	-	97.00	-	9612	5/7/99	23.34	4.38	-	-	196.22	0.52
Islami Bank	1000/1	11	1,975.00	1,953.00	1,963.00	1,952.75	10.25	-	-	2,175.00	-	9712	20/8/98	322.18	6.09	210.00	10.70	3,925.20	0.50
National Bank	100/20	2,560	70.00	68.00	68.25	70.00	(1.75)	-	-	73.00	-	9712	24/11/98	43.47	1.57	-	-	261.19	0.26
Pubali Bank	100/5	-	-	-	-	132.00	-	20	103.00	95.00	8.00	9712	29/11/98	262.14	0.50	-	-	323.20	0.41
Rupali Bank	100/10	70	74.50	74.00	74.25	71.50	2.75	-	-	80.00	-	9712	20/3/99	0.81	91.67	-	-	143.23	0.52
UCBL	100/5	95	89.00	86.50	87.75	88.75	(1.00)	-	-	75.00	-	9612	27/6/97	34.66	2.53	-	-	198.58	0.44
United Leasing	100/20	-	-	-	-	548.50	-	-	-	-	-	9812	20/5/99	63.07	8.70	25.00	4.56	402.91	1.36
Uttara Bank	100/5	-	-	-	-	83.00	-	-	-	-	-	9712	24/11/98	4.98	16.67	-	-	304.72	0.27
Uttara Finance	100/50	350	166.00	160.00	161.00	164.00	(3.00)	-	-	160.00	-	9812	22/6/99	15.59	10.33	15.00	9.32	106.71	1.51
Investment																			
1st BSRS MF	100/50	-	-	-	-	63.50	-	-	-	60.00	-								
1st ICB MF	100/5	-	-	-	-	1,299.50	-	-	-	1,800.00	-	9806	21/10/98	119.44	10.88	70.00	5.30	359.74	3.61
2nd ICB MF	100/5	-	-	-	-	400.00	-	-	-	425.00	-	9806	21/10/98	10.49	38.13	30.00	7.50	141.57	2.83
3rd ICB MF	100/5	-	-	-	-	399.50	-	-	-	282.00	-	9806	21/10/98	18.69	21.38	35.00	8.76	234.79	1.70
4th ICB MF	100/10	-	-	-	-	330.00	-	-	-	306.75	-	9806	21/10/98	27.81	11.87	32.00	9.70	167.65	1.97
5th ICB MF	100/10	10	215.00	215.00	215.00	235.00	(20.00)	-	-	300.00	-	9806	21/10/98	16.93	12.70	22.00	10.23	134.46	1.60
6th ICB MF	100/10	50	137.00	135.00	136.00	138.00	(2.00)	-	-	150.00	-	9806	21/10/98	9.39	14.48	18.00	13.24	135.10	1.01
7th ICB MF	100/50	-	-	-	-	108.00	-	-	-	115.00	-	9806	21/10/98	6.72	16.07	14.00	12.96	119.42	0.90
8th ICB MF	100/50	150	103.00	100.00	101.25	107.00	(5.75)	-	-	106.00	-	9806	21/10/98	3.35	30.22	12.00	11.85	116.60	0.87
ICB	100/5	15	147.00	137.00	143.50	151.00	(7.50)	-	-	175.00	-	9806	21/10/98	22.06	6.50	7.00	4.88	285.84	0.50
Engineering																			
Aftab Automobile	100/5	75	172.50	170.75	172.25	171.25	1.00	-	-	172.00	-	9808	17/12/98	27.55	6.25	16.00	9.29	237.80	0.72
Anwar Galvanizing	100/50	1,700	161.00	155.00	157.50	164.75	(7.25)	-	-	149.00	-	9806	28/4/99	2.16	72.92	15.00	9.52	113.00	1.39
Atlas Bangladesh	10/50	250	131.00	130.00	130.50	130.00	0.50	-	-	-	-	9806	24/12/98	23.77	5.49	5.00	3.83	78.70	1.66
Aziz Pipe	100/5	415	475.00	464.00	470.00	475.25	(5.25)	-	-	489.00	-	9712	30/7/98	13.53	34.74	15.00	3.19	544.82	0.86
BD Autocars	100/5	3,745	90.00	87.50	87.75	87.25	0.50	270	88.50	86.75	1.75	9706	30/12/97	11.69	7.51	-	-	130.72	0.67
BD Lamps	100/5	90	479.75	475.00	478.25	476.50	1.75	-	-	500.00	-	9712	9/9/98	34.88	13.71	30.00	6.27	243.81	1.96
BEMCO	100/10	370	61.75	57.00	58.25	57.75	0.50	-	-	-	-	9712	30/12/98	(30.96)	-	-	-	76.67	0.76
Bengal Steel	10/50	-	-	-	-	1,113.70	-	-	-	-	-	9712	27/9/98	(21.64)	-	-	-	(88.28)	-
Eastern Cables	100/5	840	100.50	99.25	100.00	100.50	(0.50)	110	101.25	101.00	0.25	9806	24/6/99	7.57	13.21	12.00	12.00	168.73	0.59
Karim Pipe	100/5	6,100	95.00	89.00	92.50	89.00	3.50	-	-	-	-	9712	24/12/98	(22.77)	-	-	-	58.80	1.58
Kay & Que	100/50	3,250	154.50	149.00	149.50	150.00	(0.50)	-	-	153.50	-	9712	28/9/98	2.64	56.63	-	-	121.64	1.23
Metalex Corp	100/5	5	93.25	93.25	93.25	102.00	(8.75)	-	-	-	-	9506	24/4/96	(562.54)	-	-	-	(3,101.00)	-
Monno Jute Staffler	100/5	20	260.50	260.50	260.50	255.00	5.50	-	-	-	-	9712	1/12/98	22.69	11.48	20.00	7.68	228.48	1.14
Monno Jutex	100/5	-	-	-	-	992.00	-	-	-	-	-	9806	2/12/98	136.91	7.25	75.00	7.56	689.99	1.44
National Tubes	100/10	10	475.00	475.00	475.00	475.00	-	-	-	-	-	9806	21/4/99	108.33	4.38	30.00	6.32	(11.28)	-
Olympic Industries	100/5	1,530	118.00	116.75	117.00	118.00	(1.00)	60	121.25	118.00	3.25	9703	22/12/97	19.22	6.09	20.00	17.09	184.61	0.63
Quasem Drycell	10/50	29,900	16.60	16.40	16.40	16.40	-	9,100	16.50	16.50	-	9806	10/12/98	1.77	9.27	2.00	12.20	26.33	0.62
Rangpur Foundry	10/500	539,500	18.30	17.70	17.70	17.70	-	436,500	17.80	17.80	-	9809	-	1.32	13.41	-	-	12.88	1.37
Renwick Jajneo	100/5	5,765	75.00	70.00	72.50	71.50	1.00	-	-	-	-	9806	31/12/98	(15.46)	-	-	-	(21.96)	-
Singer Bangladesh	100/5	195	1,119.00	1,112.00	1,115.00	1,118.00	(3.00)	-	-	-	-	9902	19/5/99	91.99	12.12	100.00	8.97	156.05	7.15
Thai Aluminum	100/10	30	278.00	275.00	277.00	280.00	(3.00)	-	-	265.00	-	9712	24/9/98	34.04	8.14	10.00	3.61	154.18	1.80
Wonderland Toys	100/50	48,300	66.50	62.75	65.50	62.75	2.75	4,450	66.25	64.75	1.50	9806	9/12/98	(11.25)	-	-	-	87.77	0.75
Food & Allied																			
AB Biscuit	100/5	-	-	-	-	70.00	-	-	-	-	-	9506	30/12/95	(26.78)	-	-	-	238.76	0.29
Alpha Tobacco	10/50	100	58.10	58.10	58.10	59.90	(1.80)	-	-	58.20	-	9810	9/4/99	7.32	7.94	5.25	9.04	77.96	0.75
Amam Sea Food	100/5	-	-	-	-	258.25	-	-	-	-	-	9806	7/12/98	(18.37)	-	-	-	1.03	250.73
AMCL (Pran)	100/10	400	291.00	287.25	289.50	291.00	(1.50)	-	-	284.00	-	9806	15/12/98	39.44	7.34	20.00	6.91	217.85	1.33
Apex Food	100/5	235	349.00	346.50	347.25	347.50	(0.25)	-	-	351.00	-	9806	24/12/98	19.57	17.74	20.00	5.76	669.59	0.52
Rangas	100/5	185	165.00	164.00	164.50	166.00	(1.50)	-	-	-	-	9806	18/12/98	15.91	10.34	15.00	9.12	146.30	1.12
BD Plantation	100/5	-	-	-	-	590.00	-	-	-	-	-	9806	15/12/98	23.83	24.76	-	-	255.05	2.31
Bengal Biscuit	100/20	26,020	81.00	78.00	78.25	80.25	(2.00)	4,340	78.25	80.25	(2.00)	9806	28/6/99	4.97	15.74	-	-	239.29	0.33
Beximco Fisheries	100/20	1,140	104.25	102.75	103.25	103.50	(0.25)	-	-	102.75	-	9712	19/11/98	18.53	5.57	20.00	19.37	132.82	0.78
BLTC	100/5	-	-	-	-	900.00	-	-	-	-	-	9712	29/9/98	77.11	11.67	45.00	5.00	1,487.90	0.60
BATBC	10/50	50,000	128.90	128.90	128.90	129.60	(0.70)	-	-	130.00	-	9812	17/5/99	12.59	10.24	9.00	6.98	39.22	3.29
Chittagong Vegetable	100/10	240	88.75	87.00	88.25	86.75	1.50	30	86.25	89.00	(2.75)	9806	30/12/98	(5.22)	-	-	-	226.32	0.39
Dhaka Fisheries	100/50	108,650	199.00	170.25	197.75	166.75	31.00	47,200	199.00	170.25	28.75	9806	17/12/98	4.21	46.97	-	-	117.01	1.69
Dhaka Vegetable	100/5	1,890	58.25	57.00	57.00	57.25	(0.25)	-	-	-	-	9506	10/9/97	(5.33)	-	-	-	108.80	0.52
EL Camelia	100/5	-	-	-	-	1,850.00	-	-	-	-	-	9712	19/9/98	157.89	11.72	-	-	(311.90)	-
Gachihata	100/50	63,100	56.00	53.50	54.00	54.00	-	7,500	53.50	53.75	(0.25)	9804	30/11/98	6.59	8.19	-	-	139.32	0.39
Gemini Sea Food	100/5	225	160.00	150.00	153.50	164.25	(10.75)	-	-	-	-	9809	12/12/98	12.87	11.93	10.00	6.51	(245.80)	
Gulf Foods	100/50	13,850	151.25	149.50	149.50	150.50	(1.00)	350	149.50	154.75	(5.25)	9806	28/12/98	0.38	393.42	-	-	100.89	1.48
Hill Plantation	100/5	-	-	-	-	780.00	-	-	-	-	-	9806	15/12/98	134.73	5.79	15.00	1.92	430.72	1.81
Meghna Shrimp	100/20	4,940	90.00	88.25	88.50	89.25	(0.75)	1,960	88.50	90.00	(1.50)	9712	29/12/98	12.50	7.08	10.00	11.30	114.80	0.77
Meghna Vegetable Oil	100/50	5,950	112.75	110.00	112.00	110.50	1.50	-	-	111.00	-	9806	30/12/98	16.04	6.98	15.00	13.39	175.56	0.64
Modern Industries	100/5	305	87.00	77.00	81.75	73.50	8.25	-	-	-	-	9812	15/5/99	(15.43)	-	-	-	35.43	2.31
Mona Food	100/50	5,850	89.25	87.25	87.50	89.50	(2.00)	2,050	88.50	89.50	(1.00)	9806	29/12/98	6.71	13.04	5.00	5.71	109.24	0.80
NTC	100/5	-	-	-	-	653.50	-	-	-	442.75	-	9812	21/4/99	68.57	9.53	32.00	4.90	454.08	1.44
Rabeya Flour	10/50	-	-	-	-	-	-	-	-	-	-	9712	21/9/98	1.31	-	10.00	-	7.93	-
Rahima Food Corp.	100/50	7,300	55.00	53.75	53.75	54.25	(0.50)	450	54.25	54.00	0.25	9806	27/12/98	1.81	29.70	5.00	9.30	114.45	0.47
Raspit Food	100/50	34,950	179.75	170.00	178.75	170.75	8.00	-	-	170.25	-	9612	30/10/97	11.82	15.12	-	-	101.64	1.76
Rupon Oil	10/100	1,200	14.90	14.10	14.40	15.10	(0.70)	-	-	14.40	-	9706	12/8/98	0.11	130.91	-	-	32.14	0.45
Shyampur Sugar Mills	10/100	5,500	7.80	7.60	7.70	7.60	0.10	-	-	-	-	9806	24/6/99	(75.75)	-	-	-	10.00	0.77
Tripti Industries	100/5	910	70.00	69.75	69.75	70.25	(0.50)	-	-	70.50	-	9608	-	4.74	14.72	10.00	14.34	110.00	0.63
Tulip Dairy	100/5	3,930	229.75	226.00	227.50	229.25	(1.75)	-	-	-	-	9306	30/3/95	(35.14)	-	-	-	53.99	4.21
Yousuf Flour	10/50	-	-	-	-	-	-	-	-	-	-	9806	29/12/98	0.16	-	-	-	10.29	-
Zeal Bangla	10/50	11,800	7.70	7.60	7.60	7.60	-	-	-	-	-	9706	26/8/98	(7.46)	-	-	-	(36.50)	-
Fuel & Power																			
BOC	10/50	1,500	96.60	95.40	96.50	96.10	0.40	50	96.20	95.50	0.70	9808	1/2/99	7.79	12.39	3.80	3.94	48.08	2.01
Eastern Lubricant	10/50	-	-	-	-	160.00	-	-	-	-	-	9806	18/3/99	5.64	28.37	3.50	2.19	42.42	3.77
National Oxyg	100/10	1,800	68.75	62.00	63.25	67.25	(4.00)	-	-	62.00	-	9606	30/6/97	(1,110.86)	-	-	-	(337.60)	
Padma Oil	10/50	-	-	-	-	165.70	-	-	-	170.00	-	9806	21/3/99	16.55	10.01	4.50	2.72	80.57	2.06
Jute																			
Ahad Jute	100/10	-	-	-	-	-	-	-	-	-	-	9806	28/12/98	(6.74)	-	-	-	103.64	-
Islam Jute	100/5	-	-	-	-	106.00	-	-	-	-	-	9806	10/12/98	40.02	2.65	-	-	1,164.00	0.09
Jute Spinners	100/5	-	-	-	-	157.25	-	-	-	-	-	9806	31/3/99	29.55	5.32	15.00	9.54	724.38	0.22
Mutual Jute	100/5	-	-	-	-	-	-	-	-	-	-	9806	27/12/98	25.35	-	15.00	-	190.21	-
Northern Jute	10/200	18,000	33.10	32.50	32.80	32.80	(0.20)	-	-	-	-	9806	10/12/98	(1.69)	-	-	-	14.63	2.23
Saleh Carpet	10/200	299,800	5.90	5.50	5.60	5.50	0.10	-	-	-	-	9612	22/12/97	(12.81)	-	-	-	(104.30)	-
Sonali Ansh	100/5	-	-	-	-	250.00	-	-	-	-	-	9806	31/12/98	72.22	3.46	-	-	195.56	1.28
Textile																			
Al-Haj Textile	10/50	-	-	-	-	-	-	-	-	-	-	9806	17/12/98	2.66	-	10.00	-	12.54	-
Allex Industries	100/50	8,300	49.00	48.00	48.00	48.00	-	200	48.00	48.00	-	9806	17/12/98	11.87	4.04	-	-	122.81	0.39
Anlima Yarn Dyeing	100/50	1,450	95.50	94.25	95.00	93.75	1.25	-	-	94.00	-	9806	30/12/98	15.26	6.23	10.00	10.53	105.24	0.90
Apex Spinning	100/20	240	112.00	111.50	111.50	112.00	(0.50)	140	112.00	111.25	0.75	9803	7/12/98	23.97	4.65	12.50	11.21	152.57	0.73

LEAGUE TABLE

Company Name	FV/ML	Market Performance: Dhaka Stock Exchange						Chittagong Stock Exchange				AGM		Financial Performance					
		Vol	Day's High	Day's Low	Day's Closing	Prev Closing	Net Chg	Vol	Day's Closing	Prev Closing	Net Chg	Year End	Date	EPS	P/E	DPS	Yield	NAV per Share	Price/ NAV
	Tk/nos	nos	Tk	Tk	Tk	Tk	Tk	nos	Tk	Tk	Tk	YM	D/M/Y	Tk	x	Tk	%	Tk	x
Pharma & Chemical																			
ACI	10/50	8,750	26.90	26.60	26.70	26.60	0.10	1,100	27.00	27.00	-	9812	20/5/99	3.26	8.19	2.50	9.36	30.87	0.86
Ambee Pharma	10/50	8,350	34.80	33.50	34.50	33.20	1.30	100	34.50	32.40	2.10	9712	12/9/98	2.40	14.38	2.50	7.25	11.48	3.01
Bangla Process	100/5	855	81.75	75.50	76.50	78.00	(1.50)	-	-	-	-	9806	19/12/98	10.87	7.04	-	-	62.21	1.23
BCIL	100/10	160	100.00	98.75	99.25	98.75	0.50	20	102.00	99.50	2.50	9806	17/12/98	12.85	7.72	10.00	10.08	146.68	0.68
Beximco Infusions	100/10	700	259.00	255.00	257.00	260.25	(3.25)	-	-	245.00	-	9712	15/11/98	45.80	5.61	25.00	9.73	160.03	1.61
Beximco Pharma	10/50	46,800	37.00	36.50	36.70	36.60	0.10	31,400	36.70	36.50	0.20	9712	10/12/98	8.25	4.45	3.00	8.17	64.37	0.57
Beximco Synthetics	100/20	3,280	151.75	149.50	150.25	150.75	(0.50)	220	150.00	151.50	(1.50)	9712	19/11/98	34.19	4.39	25.00	16.64	127.61	1.18
Glaxo Bangladesh	10/50	50,000	145.90	145.90	145.90	148.00	(2.10)	-	-	-	-	9812	20/5/99	6.56	22.24	3.00	2.06	45.60	3.20
Imam Button	100/50	12,800	104.00	102.00	103.00	103.75	(0.75)	400	102.25	103.25	(1.00)	9806	30/12/98	7.37	13.98	5.00	4.85	100.47	1.03
JH Chemical	100/50	7,550	130.00	128.50	128.50	129.50	(1.00)	1,650	129.50	130.50	(1.00)	9712	-	-	-	-	-	100.00	1.29
Kohinoor Chemicals	100/5	5,460	82.00	77.00	79.75	77.25	2.50	-	-	85.00	-	9406	27/2/95	(7.77)	-	-	-	(270.20)	-
Libra Pharma	100/20	60	305.00	290.00	298.25	305.00	(6.75)	-	-	250.50	-	9806	17/12/98	37.04	8.05	22.00	7.38	268.09	1.11
National Polymer	100/10	70	140.00	140.00	140.00	137.50	2.50	-	-	140.00	-	9706	29/9/97	38.82	3.61	20.00	14.29	169.44	0.83
Orion Infusion	100/20	-	-	-	-	40.75	-	-	-	34.43	-	9606	3/2/97	8.09	5.04	17.00	41.72	102.38	0.40
Perfume Chemical	100/50	7,950	67.75	66.00	66.25	66.75	(0.50)	500	66.25	67.25	(1.00)	9806	30/4/98	1.62	40.90	-	-	108.11	0.61
Petro Synthetic	10/50	1,500	20.60	19.50	20.20	20.00	0.20	-	-	-	-	9712	25/9/98	(13.88)	-	-	-	(54.67)	-
Pharma Aids	100/5	-	-	-	-	113.00	-	-	-	-	-	9806	27/12/98	(2.83)	-	-	-	114.78	0.98
Pharmaco	100/5	31,240	90.75	77.00	87.25	75.75	11.50	-	-	-	-	9806	31/3/99	3.55	24.58	-	-	61.34	1.42
Rahman Chemicals	100/10	2,480	55.00	53.25	53.50	53.50	-	-	-	-	-	9712	24/9/98	(2.84)	-	-	-	(49.90)	-
Reckitt & Colman	10/50	500	84.00	83.00	83.20	85.10	(1.90)	-	-	85.00	-	9901	17/5/99	5.15	16.16	3.00	3.61	28.54	2.92
Renata	100/5	-	-	-	-	500.00	-	-	-	-	-	9812	16/6/99	45.77	10.92	25.00	5.00	635.89	0.79
Square Pharma	100/20	580	640.50	635.00	639.25	640.75	(1.50)	20	639.00	637.50	1.50	9803	13/8/98	114.27	5.59	45.00	7.04	677.49	0.94
TBL	100/5	-	-	-	-	68.50	-	-	-	69.25	-	9712	30/7/98	(313.75)	-	-	-	(1,362.00)	-
The Ibnsina	100/10	140	161.00	156.00	158.25	157.25	1.00	20	160.00	160.00	-	9806	6/2/99	20.54	7.70	17.00	10.74	111.39	1.42
Wata Chemicals	100/20	260	154.50	148.00	148.75	151.50	(2.75)	-	-	165.00	-	9812	21/7/99	7.00	21.25	12.50	8.40	184.18	0.81
Paper & Printing																			
Azadi Printers	100/10	-	-	-	-	-	-	-	-