The Daily Star BUSINESS

DHAKA SUNDAY, AUGUST 8, 1999

STAR 50 Index

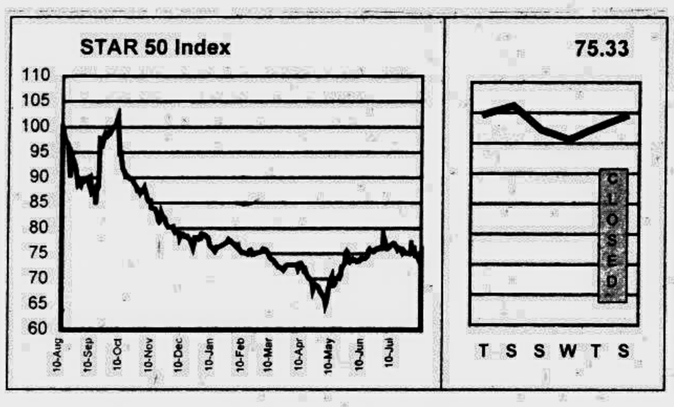

Fifty companies have been chosen for calculation of the **STAR 50 Index** based on their market capitalisation, liquidity, free float and corporate track record. The **Base Period** for the Index is **August 10, 1998**. The calculation has been done according to the widely used International Finance Corporation formula.

DSE All Share Price Index

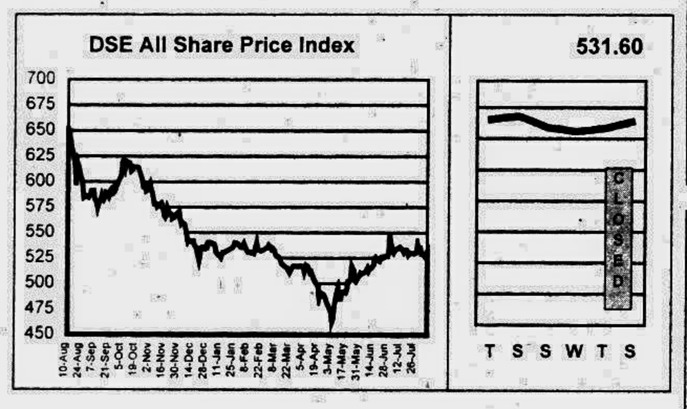

CSE All Share Price Index

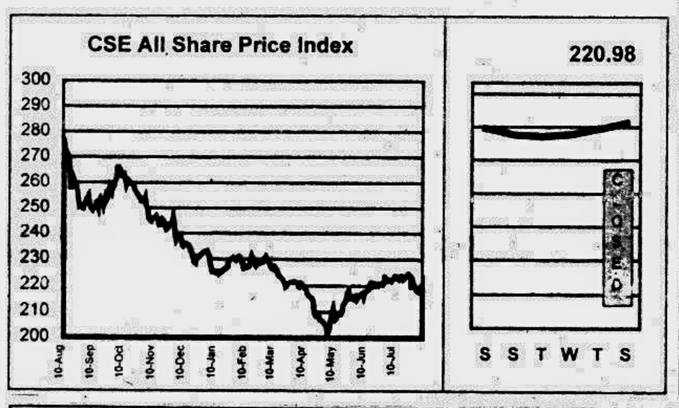

DAY'S MARKET

August 7, 1999

	DSE	CSE
All Share Price Index	531.60	220.98
Change in Index (pts)	2.99	1.35
Change in Index (%)	0.57%	0.62%
Market Capitalisation (cr Tk)	4,851.60	4,047.27
Market Capitalisation (mil US$)	1,010.75	843.18
Turnover Volume ('000)	5,533	3,008
Turnover Value (cr Tk)	18.87	6.73
No. of Issues Traded	162	68
No. of Issues Gained	102	46
No. of Issues Incurred Loss	40	18
No. of Issues Unchanged	20	4
Price Earning Ratio (x)	6.89	6.73
Dividend Yield (%)	8.11	8.54

DAY'S MARKET LEADERS

TURNOVER LEADERS

	DSE	Vol '000	Value Tkm		CSE	Vol '000	Value Tkm
1	Sinobangla	2,335	52.29	1	Sinobangla	2,287	51.00
2	Aramit Ltd	310	14.02	2	Chic Tex	339	2.71
3	BATBC	101	13.15	3	Ranfoundry	116	1.88
4	Gulf Food	61	9.10	4	Beximco Pharma	48	1.77
5	Ranfoundry	504	8.11	5	Samata Leather	15	1.27
6	Dhaka Fish	50	7.12	6	Meghna Shrimp	9	0.84
7	BEXIMCO	135	6.35	7	Mona Food	9	0.81
8	Chic Tex	534	4.27	8	Ashraf Tex	50	0.72
9	Fu-Wang Cera	29	4.06	9	Dhaka Fish	5	0.67
10	Samata Leather	46	3.96	10	BEXIMCO	11	0.51

CAPITAL GAINERS

	DSE	Vol '000	Change %		CSE	Vol '000	Change %
1	BEMCO	0.07	14.81	1	Raspit Food	0.10	11.09
2	Pubali Bank	0.02	13.10	2	TBL	0.10	10.45
3	Pharma Aids	0.10	12.77	3	Sinobangla	2,287.00	10.40
4	Modern Dyeing	0.10	11.32	4	BEXIMCO	10.70	6.97
5	Sinobangla	2,334.50	10.34	5	NBL	0.86	6.15
6	Renwick Jaj	0.06	7.46	6	Ambee Pharma	0.45	5.83
7	Monospool	38.09	6.43	7	N Polymer	0.05	5.26
8	Stylecraft	0.01	6.38	8	Beximco Synt	0.50	4.13
9	TBL	0.16	5.91	9	Chic Tex	339.00	3.90
10	Chic Tex	534.00	5.26	10	Lexco Ltd	0.02	3.90

CAPITAL LOSERS

	DSE	Vol '000	Change %		CSE	Vol '000	Change %
1	Rahim Tex	0.15	(11.45)	1	Central Ins	0.02	(19.41)
2	8th ICB M Fund	0.25	(5.88)	2	Meghna Shrimp	9.38	(3.49)
3	Mithun Corpn	2.78	(5.67)	3	Imam Button	3.85	(2.69)
4	Chittagong Vege	0.10	(4.55)	4	MAQ Enter	0.15	(2.54)
5	Sonargaon Tex	0.20	(4.40)	5	Sajib Knit	1.00	(2.19)
6	Central Ins	0.04	(4.00)	6	Gulf Food	0.85	(1.64)
7	Meghna Shrimp	35.98	(3.28)	7	Alltex Ind	0.25	(1.55)
8	BOC (BD)	30.60	(2.96)	8	Aziz Pipes	0.01	(1.54)
9	ICB	0.02	(2.94)	9	Apex Foods	0.05	(1.41)
10	M Hossain Gar	11.25	(2.24)	10	BD Luggage	0.30	(1.40)

LEAGUE TABLE

Company Name	FV/ML	Market Performance: Dhaka Stock Exchange						Chittagong Stock Exchange				AGM		Financial Performance					
		Vol	Day's High	Day's Low	Day's Closing	Prev. Closing	Net Chg	Vol	Day's Closing	Prev. Closing	Net Chg	Year End	Date	EPS	P/E	DPS	Yield	NAV per Share	Price/NAV
	Tk/nos	nos	Tk	Tk	Tk	Tk	Tk	nos	Tk	Tk	Tk	YM	D/M/Y	Tk	x	Tk	%	Tk	x
Banks																			
Al-Arafa	1000/5	75	1,030.00	1,000.00	1,019.75	1,030.75	(11.00)				1,063.50	9803	-	312.89	3.26			1,318.80	0.77
Al Baraka Bank	1000/1					962.00	-					9712	1/12/98	(624.64)				1,061.40	0.91
Arab Bangladesh Bank	100/5					91.25	-				96.00	9712	12/9/98	24.03	3.60	10.00	10.96	177.92	0.51
City Bank	100/5					110.00	-				115.00	9712	14/12/98	55.86	1.96			264.45	0.42
Eastern Bank	100/20					120.00	-					9712	12/11/98	57.14	2.10			159.58	0.75
IDLC	100/20	60	395.00	392.75	393.50	392.00	1.50				381.50	9812	10/6/99	31.75	12.39	25.00	6.35	224.02	1.76
IFIC Bank	100/5	65	100.00	100.00	100.00	102.00	(2.00)				97.00	9712	5/7/99	23.34	4.28			196.22	0.51
Islami Bank	1000/1	17	2,190.00	2,171.50	2,183.25	2,172.00	11.25				2,175.00	9712	20/8/98	322.18	6.78	210.00	9.62	3,925.20	0.56
National Bank	100/20	4,160	68.50	66.00	67.75	65.50	2.25	860	69.00	65.00	4.00	9712	24/11/98	43.47	1.56			261.19	0.26
Pubali Bank	100/5	20	145.00	138.00	142.50	126.00	16.50			95.00		9712	29/11/98	262.14	0.54			323.20	0.44
Rupali Bank	100/10	250	69.75	69.25	69.50	70.00	(0.50)			80.00		9712	20/3/99	0.81	85.80			143.23	0.49
UCBL	100/5	5	77.00	77.00	77.00	77.00	-			75.00		9612	27/8/97	34.66	2.22			198.58	0.35
United Leasing	100/20	40	548.75	548.75	548.75	548.75	-					9812	20/5/99	63.07	8.70	25.00	4.56	402.91	1.36
Uttara Bank	100/5					85.00	-					9712	24/11/98	4.98	17.07			304.72	0.28
Uttara Finance	100/50					165.25	-			170.00		9812	22/6/99	15.59	10.60	15.00	9.08	106.71	1.59
Investment																			
1st BSRS MF	100/50	400	63.25	63.00	63.00	63.75	(0.75)			60.00									
1st ICB MF	100/5					1,299.50	-			1,800.00		9806	21/10/98	119.44	10.88	70.00	5.39	359.74	3.61
2nd ICB MF	100/5					400.00	-			425.00		9806	21/10/98	10.49	38.13	30.00	7.50	141.57	2.83
3rd ICB MF	100/5					399.50	-			282.00		9806	21/10/98	18.69	21.38	35.00	8.76	234.75	1.70
4th ICB MF	100/10					370.00	-			306.75		9806	21/10/98	27.81	13.30	32.00	8.65	167.65	2.21
5th ICB MF	100/10					260.25	-			300.00		9806	21/10/98	16.93	15.37	22.00	8.45	134.46	1.94
6th ICB MF	100/10					160.00	-			150.00		9806	21/10/98	9.39	17.04	18.00	11.25	135.10	1.18
7th ICB MF	100/50					123.00	-			115.00		9806	21/10/98	6.72	18.30	14.00	11.38	119.42	1.03
8th ICB MF	100/50	250	118.00	110.00	112.00	119.00	(7.00)			113.25		9806	21/10/98	3.35	33.43	12.00	10.71	116.60	0.96
ICB	100/5	20	165.00	165.00	165.00	170.00	(5.00)			175.00		9806	21/10/98	22.06	7.48	7.00	4.24	285.84	0.58
Engineering																			
Aftab Automobile	100/5	205	172.75	170.00	170.75	169.75	1.00	10	171.00	170.00	1.00	9808	17/12/98	27.55	6.20	16.00	9.37	237.60	0.72
Anwar Galvanizing	100/50	300	152.00	152.00	152.00	150.50	1.50			150.00		9806	28/4/99	2.16	70.37	15.00	9.87	113.00	1.35
Atlas Bangladesh	100/50	50	135.00	135.00	135.00	131.20	3.80					9806	24/12/98	23.77	5.68	5.00	3.70	78.70	1.72
Aziz Pipe	100/5	865	475.00	467.00	471.75	467.50	4.25	5	463.00	470.25	(7.25)	9712	30/7/98	13.53	34.87	15.00	3.18	544.82	0.87
BD Autocars	100/5	1,130	83.75	81.25	82.00	80.50	1.50	850	83.00	81.00	2.00	9706	30/12/97	11.69	7.01			130.72	0.63
BD Lamps	100/5	195	485.00	480.00	481.75	485.00	(3.25)			500.00		9712	9/9/98	34.88	13.81	30.00	6.23	243.81	1.98
BEMCO	100/10	70	54.75	51.75	54.25	47.25	7.00					9712	30/12/98	(30.96)				76.67	0.71
Bengal Steel	10/50					1,113.70	-					9712	27/9/98	(21.64)				(88.28)	
Eastern Cables	100/5	350	102.00	101.00	101.25	100.50	0.75	50	102.00	100.50	1.50	9806	24/6/99	7.57	13.38	12.00	11.85	168.73	0.60
Karim Pipe	100/5	600	83.00	79.00	80.75	78.25	2.50					9712	24/12/98	(22.77)				58.60	1.38
Kay & Que	100/50	5,350	156.00	151.50	152.50	152.75	(0.25)			153.50		9712	26/9/98	2.64	57.77			121.64	1.25
Metalex Corp	100/5					102.00	-					9506	24/4/96	(502.54)				(3,101.00)	
Monno Jute Stallier	100/5					270.00	-					9712	1/12/98	22.69	11.90	20.00	7.41	228.48	1.18
Monno Jutex	100/5					992.00	-					9806	2/12/98	136.91	7.25	75.00	7.56	689.99	1.44
National Tubes	100/10					470.00	-					9806	21/4/99	108.33	4.34	30.00	6.38	(11.28)	
Olympic Industries	100/5	3,260	118.75	114.50	117.50	115.75	1.75	130	118.00	115.75	2.25	9703	22/12/97	19.22	6.11	20.00	17.02	184.61	0.64
Quasem Drycell	10/50	128,600	16.90	16.60	16.60	16.50	0.10	24,650	16.70	16.60	0.10	9806	10/12/98	1.77	9.38	2.00	12.05	26.33	0.63
Rangpur Foundry	10/500	504,000	16.30	15.60	16.10	15.50	0.60	116,000	16.20	15.60	0.60	9809	-	1.32	12.20			12.88	1.25
Renwick Jajnes	100/5	60	54.00	54.00	54.00	50.25	3.75					9806	31/12/98	(15.46)				(21.96)	
Singer Bangladesh	100/5	70	1,137.00	1,125.00	1,129.75	1,117.25	12.50					9902	19/5/99	91.99	12.28	100.00	8.85	156.05	7.24
Thai Aluminium	100/10	10	270.00	270.00	270.00	270.00	-			219.00		9712	24/9/98	34.04	7.93	10.00	3.70	154.18	1.75
Wonderland Toys	100/50	5,850	61.25	59.75	60.00	59.50	0.50	250	59.75	60.25	(0.50)	9806	9/12/98	(11.25)				87.77	0.68
Food & Allied																			
AB Biscuit	100/5					70.00	-					9506	30/12/95	(26.78)				238.76	0.29
Alpha Tobacco	10/50	2,500	60.80	58.40	59.40	57.80	1.60			58.20		9810	9/4/99	7.32	8.11	5.25	8.84	77.96	0.76
Amam Sea Food	100/5	15	265.00	260.00	261.50	255.00	6.50					9806	7/12/98	(18.37)				1.03	253.88
AMCL (Pran)	100/10	100	289.75	286.75	288.75	286.75	2.00			282.50		9806	15/12/98	39.44	7.32	20.00	6.93	217.85	1.33
Apex Food	100/5	185	359.90	349.50	353.50	349.25	4.25	45	350.00	355.00	(5.00)	9806	24/12/98	19.57	18.06	20.00	5.66	669.59	0.53
Bangas	100/5	795	165.00	156.00	157.75	160.00	(2.25)					9806	18/12/98	15.91	9.92	15.00	9.51	146.30	1.08
BD Plantation	100/5					590.00	-					9806	15/12/98	23.83	24.76			255.05	2.31
Bengal Biscuit	100/20	13,800	76.00	75.25	75.25	75.00	0.25	4,820	75.75	75.50	0.25	9806	28/6/99	4.97	15.14			239.29	0.31
Beximco Fisheries	100/20	9,360	106.00	103.75	104.00	103.00	1.00	240	104.75	103.75	1.00	9712	19/11/98	18.53	5.61	20.00	19.23	132.82	0.78
BLTC	100/5					900.00	-					9712	29/9/98	77.11	11.67	45.00	5.00	1,487.90	0.60
BATBC	10/50	101,250	130.00	127.00	129.90	129.00	0.90			130.10		9812	17/5/99	12.59	10.32	9.00	6.93	39.22	3.31
Chittagong Vegetable	100/10	100	84.00	84.00	84.00	88.00	(4.00)			86.00		9806	30/12/98	(5.22)				226.32	0.37
Dhaka Fisheries	100/50	49,700	146.75	140.75	143.25	141.00	2.25	4,650	144.00	141.25	2.75	9806	17/12/98	4.21	34.03			117.01	1.22
Dhaka Vegetable	100/5	1,070	51.75	50.75	51.00	50.50	0.50					9506	10/9/97	(5.33)				108.80	0.47
EL Camelia	100/5					1,850.00	-					9712	19/9/98	157.89	11.72			(311.90)	
Gachihata	100/50	4,300	49.75	49.00	49.25	49.00	0.25	100	49.00	48.75	0.25	9804	30/11/98	6.59	7.47			139.32	0.35
Gemini Sea Food	100/5	215	143.00	132.00	139.00	135.50	3.50					9809	12/12/98	12.87	10.80	10.00	7.19	(245.80)	
Gulf Foods	100/50	61,100	153.00	148.50	149.00	148.75	0.25	850	149.75	152.25	(2.50)	9806	28/12/98	0.38	392.11			100.89	1.48
Hill Plantation	100/5					750.00	-					9806	15/12/98	134.73	5.57	15.00	2.00	430.72	1.74
Meghna Shrimp	100/20	35,980	91.75	88.25	88.50	91.50	(3.00)	9,380	89.75	93.00	(3.25)	9712	29/12/98	12.50	7.08	10.00	11.30	114.80	0.77
Meghna Vegetable Oil	100/50	4,300	113.00	111.00	111.50	110.50	1.00			110.00		9806	30/12/98	16.04	6.95	15.00	13.45	175.56	0.64
Modern Industries	100/5	70	61.00	59.00	59.50	60.25	(0.75)					9812	15/5/99	(15.43)				35.43	1.68
Mona Food	100/50	17,800	89.75	87.00	88.00	87.00	1.00	9,050	89.50	88.00	1.50	9806	29/12/98	6.71	13.11	5.00	5.68	109.24	0.81
NTC	100/5	10	654.00	654.00	654.00	654.00	-			442.75		9812	21/4/99	68.57	9.54	32.00	4.89	454.08	1.44
Rabeya Flour	10/50						-					9712	21/9/98	1.31		10.00		7.93	
Rahima Food Corp.	100/50	4,000	51.75	51.00	51.00	50.75	0.25	200	51.60	51.50		9806	27/12/98	1.81	28.18	5.00	9.80	114.45	0.45
Raspit Food	100/50	16,600	182.75	180.25	181.50	179.75	1.75	100	177.75	160.00	17.75	9612	30/10/97	11.82	15.36			101.64	1.79
Rupon Oil	10/100	3,200	14.60	14.20	14.40	14.20	0.20			15.00		9706	12/8/98	0.11	130.91			32.14	0.45
Shyampur Sugar Mills	10/100	7,800	7.30	7.10	7.10	7.00	0.10					9806	24/6/99	(75.75)				10.00	0.71
Tripti Industries	100/5	4,050	71.50	70.00	70.00	69.75	0.25	10	68.50	68.00	0.50	9808	-	4.74	14.77	10.00	14.29	110.00	0.64
Tulip Dairy	100/5	7,900	233.00	228.00	228.50	230.25	(1.75)					9306	30/3/95	(35.14)				53.99	4.23
Yousuf Flour	10/50						-					9806	29/12/98	0.16				10.29	
Zeal Bangla	10/50	74,100	7.40	7.20	7.30	7.10	0.20					9706	26/8/98	(7.46)				(36.50)	
Fuel & Power																			
BOC	10/50	30,600	99.50	95.10	95.10	98.00	(2.90)			98.00		9808	1/2/99	7.79	12.21	3.80	4.00	48.08	1.98
Eastern Lubricant	10/50					152.00	-					9806	18/3/99	5.64	26.95	3.50	2.30	42.42	3.58
National Oxyg.	100/10	650	57.50	55.50	56.00	56.25	(0.25)			61.75		9606	30/6/97	(1,110.86)				(337.60)	
Padma Oil	10/50					180.00	-			170.00		9806	21/3/99	16.55	10.88	4.50	2.50	80.57	2.23
Jute																			
Ahad Jute	100/10						-					9806	28/12/98	(6.74)				103.64	
Islam Jute	100/5					106.00	-					9806	10/12/98	40.02	2.65			1,164.00	0.09
Jute Spinners	100/5					174.50	-					9806	31/3/99	29.55	5.91	15.00	8.60	724.38	0.24
Mutual Jute	100/5						-					9806	27/12/98	25.35		15.00		190.21	
Northern Jute	10/200	9,400	32.40	31.80	31.90	31.90	-					9806	10/12/98	(1.69)				14.63	2.18
Sajeh Carpet	10/200	151,800	5.20	5.00	5.00	4.90	0.10					9612	22/12/97	(12.81)				(104.30)	
Sonali Arsh	100/5					250.00	-					9806	31/12/98	72.22	3.46			195.56	1.28
Textile																			
Al-Haj Textile	10/50						-					9806	17/12/98	2.66		10.00		12.54	
Alltex Industries	100/50	2,150	48.00	47.50	47.50	47.50	-	250	47.75	48.50	(0.75)	9806	17/12/98	11.87	4.00			122.81	0.39
Anlima Yarn Dyeing	100/50	400	95.00	94.00	94.25	94.50	(0.25)			94.75		9806	30/12/98	15.26	6.18	10.00	10.61	105.24	0.90
Apex Spinning	100/20	1,200	110.00	108.00	109.25	108.25	1.00			112.00		9803	7/12/98	23.97	4.56	12.50	11.44	152.57	0.72

LEAGUE TABLE

Company Name	FV/ML	Market Performance: Dhaka Stock Exchange						Chittagong Stock Exchange				AGM		Financial Performance					
		Vol	Day's High	Day's Low	Day's Closing	Prev. Closing	Net Chg	Vol	Day's Closing	Prev. Closing	Net Chg	Year End	Date	EPS	P/E	DPS	Yield	NAV per Share	Price/NAV
	Tk/nos	nos	Tk	Tk	Tk	Tk	Tk	nos	Tk	Tk	Tk	YM	D/M/Y	Tk	x	Tk	%	Tk	x
Pharma & Chemical																			
ACI	10/50	41,250	27.50	27.00	27.00	27.20	0.70	4,500	27.40	26.40	1.00	9812	20/5/99	3.26	8.34	2.50	9.19	30.87	0.88
Ambee Pharma	10/50	9,150	38.40	35.20	35.90	34.30	1.60	450	36.30	34.30	2.00	9712	12/9/98	2.40	14.96	2.50	6.96	11.48	3.13
Bangla Process	100/5	45	65.00	64.00	64.50	61.75	2.75					9806	19/12/98	10.87	5.93			62.21	1.04
BCIL	100/10	1,050	103.00	99.50	101.25	100.00	1.25	200	100.50	99.00	1.50	9806	17/12/98	12.85	7.88	10.00	9.88	146.68	0.69
Beximco Infusions	100/10	150	278.00	262.25	264.50	264.25	0.25			245.00		9712	15/11/98	45.80	5.78	25.00	9.45	160.03	1.65
Beximco Pharma	10/50	77,650	37.50	36.90	37.00	36.60	0.40	47,500	37.20	36.50	0.70	9712	10/12/98	8.25	4.48	3.00	8.11	64.37	0.57
Beximco Synthetics	100/20	9,620	152.00	148.50	150.25	147.50	2.75	500	151.25	145.25	6.00	9712	19/11/98	34.19	4.39	25.00	16.64	127.61	1.18
Glaxo Bangladesh	10/50					149.00	-					9812	20/5/99	6.56	22.71	3.00	2.01	45.60	3.27
Imam Button	100/50	20,700	102.50	99.25	100.25	101.25	(1.00)	3,850	99.50	102.25	(2.75)	9806	30/12/98	7.37	13.60	5.00	4.99	100.47	1.00
JH Chemical	100/50	19,400	134.25	131.50	131.75	133.25	(1.50)	1,100	132.25	134.00	(1.75)	9712	-					100.00	1.32
Kohinoor Chemicals	100/5	260	74.50	73.50	73.75	73.50	0.25			71.50		9406	27/2/95	(7.77)				(270.20)	
Libra Pharma	100/20	20	300.00	300.00	300.00	305.00	(5.00)			250.50		9806	17/12/98	37.04	8.10	22.00	7.33	268.09	1.12
National Polymer	100/10	1,640	143.00	135.00	141.00	135.50	5.50	50	140.00	133.00	7.00	9706	29/9/97	38.82	3.63	20.00	14.18	169.44	0.83
Orion Infusion	100/20					40.75	-			34.43		9608	3/2/97	8.09	5.04	17.00	41.72	102.38	0.40
Perfume Chemical	100/50	8,600	67.00	66.00	66.25	65.50	0.75	1,000	66.25	66.00	0.25	9806	30/4/98	1.62	40.90			108.11	0.61
Petro Synthetic	10/50	4,600	20.30	19.60	20.10	19.20	0.90					9712	25/9/98	(13.88)				(54.67)	
Pharma Aids	100/5	95	110.00	100.00	106.00	94.00	12.00					9806	27/12/98	(2.83)				114.78	0.92
Pharmaco	100/5	11,060	68.00	62.25	65.00	61.75	3.25					9806	31/3/99	3.55	18.31			61.34	1.06
Rahman Chemicals	100/10	1,390	47.00	45.75	46.25	46.00	0.25					9712	24/9/98	(2.84)				(49.90)	
Reckitt & Colman	10/50	500	90.00	83.50	88.10	84.70	3.40			85.00		9901	17/5/99	5.15	17.11	3.00	3.41	28.54	3.09
Renata	100/5					530.00	-					9812	16/6/99	45.77	11.58	25.00	4.72	635.89	0.83
Square Pharma	100/20	1,080	643.00	635.00	640.00	639.25	0.75	20	637.50	640.00	(2.50)	9803	13/8/98	114.27	5.60	45.00	7.03	677.49	0.94
TBL	10/05	160	69.00	65.00	67.25	63.50	3.75	100	74.00	67.00	7.00	9712	30/7/98	(313.75)				(1,362.00)	
The Ibnsina	100/10	120	159.00	158.00	158.25	154.75	3.50	20	160.00	161.75	(1.75)	9806	8/2/99	20.54	7.70	17.00	10.74	111.39	1.42
Wata Chemicals	100/20	1,260	160.00	154.00	158.50	150.75	7.75			165.00		9712	26/8/98	3.85	41.17	10.00	6.31	190.18	0.83
Paper & Printing																			
Azadi Printers	100/10						-			5.00		9806	19/12/98	(1.55)				(388.60)	
Eagle Box	10/50					44.90	-					9806	9/11/98	(36.11)				(218.70)	
MAQ Enterprises	100/50	900	49.75	49.50	49.50	48.25	1.25	150	48.00	49.25	(1.25)	9612	-	12.24	4.04			126.94	0.39
MAQ Paper	100/20	400	100.00	99.25	99.50	99.25	0.25			85.00		9712	20/9/98	18.47	5.39	10.00	10.05	123.04	0.81
Monospool Paper	100/5	38,090	97.00	86.75	91.00	85.50	5.50					9806	15/9/98	1.88	48.40			178.33	0.51
Padma Printers	10/50	7,400	12.80	12.50	12.50	12.50	-			19.40		9612	23/12/96					10.00	1.25
Paper Process	100/10	20,730	59.00	57.00	58.25	57.75	0.50					9712	15/9/98	2.38	24.47			86.45	0.67
Sonali Paper	10/50	5,600	17.00	16.10	16.40	16.50	(0.10)			26.00		9606	30/12/96	1.07	15.33	1.50	9.15	10.19	1.61
Services & Real Estate																			
BD Hotel	10/50						-					9712	17/9/98	5.52		3.00		290.43	
BD Services	10/50						-					9712	24/12/98	12.22		1.00		37.10	
Eastern Housing	100/20	2,300	121.75	121.00	121.50	121.25	0.25	440	121.50	121.00	0.50