The Daily Star BUSINESS

DHAKA THURSDAY, JULY 29, 1999

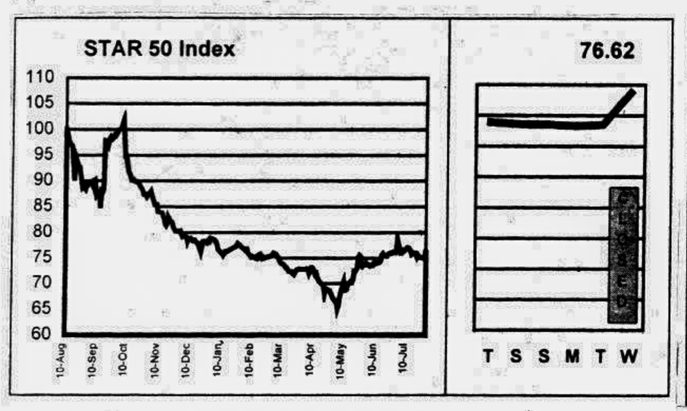

Fifty companies have been chosen for calculation of the **STAR 50 Index** based on their market capitalisation, liquidity, free float and corporate track record. The **Base Period** for the Index is **August 10, 1998**. The calculation has been done according to the widely used International Finance Corporation formula.

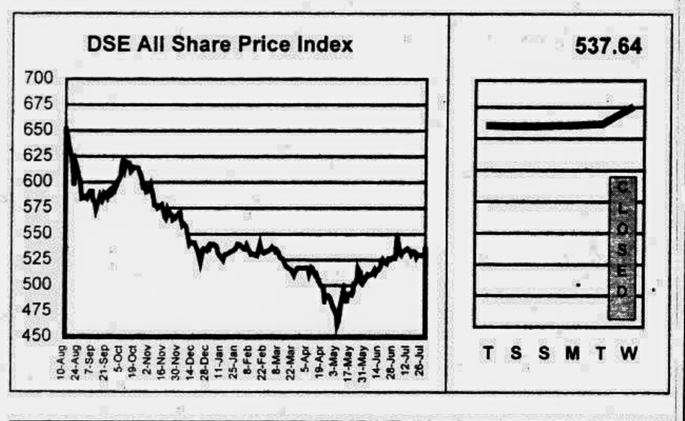

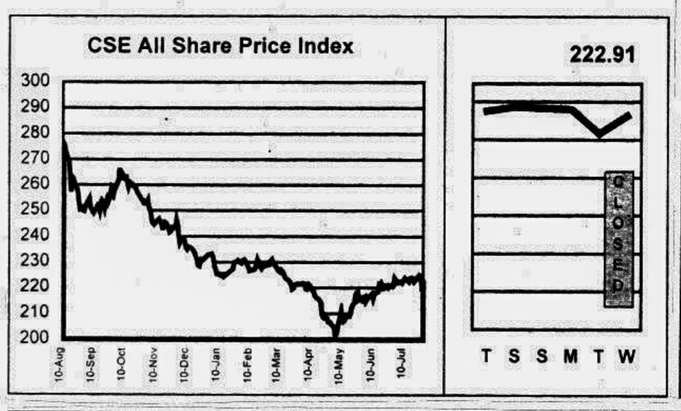

DAY'S MARKET

July 28, 1999

	DSE	CSE
All Share Price Index	537.64	222.91
Change in Index (pts)	7.06	4.01
Change in Index (%)	1.33%	1.83%
Market Capitalisation (cr Tk)	4,906.72	4,081.75
Market Capitalisation (mil US$)	1,022.23	850.36
Turnover Volume ('000)	5,555	3,615
Turnover Value (cr Tk)	20.12	9.62
No. of Issues Traded	157	54
No. of Issues Gained	76	22
No. of Issues Incurred Loss	66	25
No. of Issues Unchanged	15	7
Price Earning Ratio (x)	7.03	6.80
Dividend Yield (%)	8.00	8.43

DAY'S MARKET LEADERS

TURNOVER LEADERS

	DSE	Vol '000	Value Tkm		CSE	Vol '000	Value Tkm
1	Sinobangla	3,471	65.59	1	Sinobangla	3,076	63.67
2	Dhaka Fish	247	41.49	2	Dhaka Fish	83	12.96
3	Imam Button	95	9.83	3	Rose Heaven	224	3.81
4	Rose Heaven	514	8.69	4	Mona Food	32	2.95
5	Raspit Food	46	8.16	5	Meghna Shrimp	23	1.94
6	Mona Food	74	6.46	6	Imam Button	17	1.78
7	Meghna Shrimp	68	5.71	7	Bengal Fine	7	1.02
8	Dynamic Tex	100	4.08	8	Bengal Biscuits	11	0.82
9	Gulf Food	27	3.86	9	Ranfoundry	35	0.52
10	Kay & Que	19	2.89	10	Quasem Drycell	22	0.35

CAPITAL GAINERS

	DSE	Vol '000	Change %		CSE	Vol '000	Change %
1	Dhaka Fish	247.35	14.90	1	BATBC	0.10	13.60
2	BATBC	2.90	10.08	2	M Hossain Gar	4.20	7.80
3	Sonali Aansh	0.03	6.04	3	NBL	0.04	6.67
4	Kay & Que	18.70	6.00	4	Imam Button	17.10	3.47
5	BD Thai Alum	0.08	5.38	5	Rose Heaven	224.00	3.03
6	Federal Ins	0.05	3.96	6	Dhaka Fish	83.10	2.80
7	Bengal Fine	15.90	3.95	7	BGIC	0.02	2.56
8	National Life Ins	0.10	3.94	8	Meghna Shrimp	22.52	1.77
9	NTC	0.14	3.06	9	Ashraf Tex	14.30	1.53
10	BD Lamps	0.28	2.88	10	Aramit Ltd	0.30	1.47

CAPITAL LOSERS

	DSE	Vol '000	Change %		CSE	Vol '000	Change %
1	Rahim Tex	0.01	(9.80)	1	Excelsior Shoe	3.35	(4.50)
2	BEMCO	0.01	(9.55)	2	BD Autocars	0.23	(3.14)
3	Sinobangla	3,470.50	(7.35)	3	Mona Food	32.10	(2.65)
4	Mona Food	73.65	(6.15)	4	Rahima Food	0.20	(2.43)
5	Al Arafa	0.03	(5.35)	5	Perfume Chemi	1.00	(2.21)
6	Mordern Dyeing	0.01	(4.64)	6	Chittagong Vege	0.52	(2.17)
7	Chittagong Vege	1.49	(4.61)	7	Apex Spinning	0.10	(2.06)
8	Alpha Tobacco	0.10	(4.39)	8	Sajib Knit	3.25	(1.28)
9	Pubali Bank	0.02	(4.01)	9	Apex Foods	0.01	(1.18)
10	Sreepur Tex	0.45	(3.70)	10	Eagle Star Tex	4.45	(1.15)

LEAGUE TABLE

Company Name	FV/ML	Market Performance: Dhaka Stock Exchange						Chittagong Stock Exchange				AGM		Financial Performance					
		Vol	Day's High	Day's Low	Day's Closing	Prev. Closing	Net Chg	Vol	Day's Closing	Prev. Closing	Net Chg	Year End	Date	EPS	P/E	DPS	Yield	NAV per Share	Price/ NAV
	Tk/nos	nos	Tk	Tk	Tk	Tk	Tk	nos	Tk	Tk	Tk	YM	D/M/Y	Tk	x	Tk	%	Tk	x
Banks																			
Al-Arafa	1000/5	25	1,140.00	1,100.00	1,115.00	1,178.00	(63.00)	-	-	1,170.00	-	9803		312.89	3.56	-	-	1,318.80	0.85
Al Baraka Bank	1000/1	-	-	-	-	1,010.00	-	-	-	-	-	9712	1/12/98	(624.64)	-	-	-	1,061.40	0.95
Arab Bangladesh Bank	100/5	510	92.00	90.00	90.00	90.00	-	-	-	95.00	-	9712	12/9/98	24.03	3.75	10.00	11.11	177.92	0.51
City Bank	100/5	-	-	-	-	120.00	-	-	-	115.00	-	9712	14/12/98	55.66	2.16	-	-	264.45	0.45
Eastern Bank	100/20	-	-	-	-	120.00	-	-	-	-	-	9712	12/11/98	57.14	2.10	-	-	159.58	0.75
IDLC	100/20	340	400.00	396.00	399.75	405.00	(5.25)	-	-	470.00	-	9812	10/6/99	31.75	12.59	25.00	6.25	224.02	1.78
IFIC Bank	100/5	-	-	-	-	101.50	-	-	-	97.00	-	9712	5/7/99	23.34	4.35	-	-	196.22	0.52
Islami Bank	1000/1	18	2,150.00	2,140.00	2,145.00	2,145.00	-	-	-	2,400.00	-	9712	20/8/98	322.18	6.66	210.00	9.79	3,925.20	0.55
National Bank	100/20	3,360	64.50	62.50	62.75	62.25	0.50	40	64.00	60.00	4.00	9712	24/11/98	43.47	1.44	-	-	261.19	0.24
Pubali Bank	100/5	20	140.00	130.00	137.50	143.25	(5.75)	-	-	95.00	-	9712	29/11/98	262.14	0.52	-	-	323.20	0.43
Rupali Bank	100/10	-	-	-	-	81.00	-	-	-	80.00	-	9712	20/3/99	0.81	100.00	-	-	143.23	0.57
UCBL	100/5	60	79.75	70.25	75.00	75.00	-	-	-	75.00	-	9812	27/8/97	34.66	2.16	-	-	198.58	0.38
United Leasing	100/20	20	560.00	560.00	560.00	556.25	3.75	-	-	-	-	9812	20/5/99	63.07	8.88	25.00	4.46	402.91	1.39
Uttara Bank	100/5	15	90.00	81.00	87.00	88.00	(1.00)	-	-	-	-	9712	24/11/98	4.98	17.47	-	-	304.72	0.29
Uttara Finance	100/50	250	171.00	171.00	171.00	170.25	0.75	-	-	176.00	-	9812	22/6/99	15.59	10.97	15.00	8.77	106.71	1.60
Investment																			
1st BSRS MF	100/50	250	61.75	61.50	61.50	62.00	(0.50)	-	-	60.00	-								
1st ICB MF	100/5	-	-	-	-	1,290.00	-	-	-	1,800.00	-	9806	21/10/98	119.44	10.80	70.00	5.43	359.74	3.59
2nd ICB MF	100/5	5	400.00	400.00	400.00	410.00	(10.00)	-	-	425.00	-	9806	21/10/98	10.49	39.08	30.00	7.50	141.57	2.83
3rd ICB MF	100/5	20	405.00	405.00	405.00	404.00	1.00	-	-	282.00	-	9806	21/10/98	18.69	21.67	35.00	8.64	234.79	1.72
4th ICB MF	100/10	-	-	-	-	366.25	-	-	-	306.75	-	9806	21/10/98	27.81	13.17	32.00	8.74	167.65	2.18
5th ICB MF	100/10	-	-	-	-	260.25	-	-	-	300.00	-	9806	21/10/98	16.93	15.37	22.00	8.45	134.46	1.94
6th ICB MF	100/10	100	176.00	160.00	173.00	174.25	(1.25)	-	-	168.50	-	9806	21/10/98	9.39	18.42	18.00	10.40	135.10	1.28
7th ICB MF	100/50	50	135.00	135.00	135.00	131.50	3.50	-	-	115.00	-	9806	21/10/98	6.72	20.09	14.00	10.37	119.42	1.13
8th ICB MF	100/50	500	115.50	114.00	114.25	114.25	-	-	-	117.00	-	9806	21/10/98	3.35	34.10	12.00	10.50	116.60	0.98
ICB	100/5	-	-	-	-	170.00	-	-	-	175.00	-	9806	21/10/98	22.06	7.71	7.00	4.12	285.84	0.59
Engineering																			
Aftab Automobile	100/5	195	172.50	168.25	171.75	169.50	2.25	-	-	172.00	-	9808	17/12/98	27.55	6.23	16.00	9.32	237.80	0.72
Anwar Galvanizing	100/50	700	156.00	151.00	154.25	153.75	0.50	-	-	150.00	-	9806	28/4/99	2.16	71.41	15.00	9.72	113.00	1.37
Atlas Bangladesh	10/50	-	-	-	-	132.50	-	-	-	-	-	9806	24/12/98	23.77	5.57	5.00	3.77	78.70	1.68
Aziz Pipe	100/5	630	477.00	468.00	470.00	471.25	(1.25)	-	-	470.25	-	9712	30/7/98	13.53	34.74	15.00	3.19	544.82	0.86
BD Autocars	100/5	525	82.00	78.00	78.25	79.50	(1.25)	230	77.00	79.50	(2.50)	9706	30/12/97	11.69	6.69	-	-	130.72	0.60
BD Lamps	100/5	280	510.00	481.00	491.75	478.00	13.75	-	-	514.50	-	9712	9/9/98	34.88	14.10	30.00	6.10	243.81	2.02
BEMCO	100/10	10	45.00	45.00	45.00	49.75	(4.75)	-	-	-	-	9712	30/12/98	(30.96)	-	-	-	76.67	0.59
Bengal Steel	10/50	-	-	-	-	1,113.70	-	-	-	-	-	9712	27/9/98	(21.64)	-	-	-	(88.28)	-
Eastern Cables	100/5	660	102.00	100.50	101.50	101.00	0.50	20	100.75	100.25	0.50	9806	24/5/99	7.57	13.41	12.00	11.82	168.73	0.60
Karim Pipe	100/5	-	-	-	-	75.25	-	-	-	-	-	9712	24/12/98	(22.77)	-	-	-	58.60	1.28
Kay & Que	100/50	18,700	157.00	145.50	154.50	145.75	8.75	-	-	153.50	-	9712	28/9/98	2.64	58.52	-	-	121.64	1.27
Metalex Corp.	100/5	-	-	-	-	102.00	-	-	-	-	-	9506	24/4/96	(562.54)	-	-	-	(3,101.00)	-
Monno Jute Staffler	100/5	-	-	-	-	267.50	-	-	-	-	-	9712	1/12/98	22.69	11.79	20.00	7.48	228.48	1.17
Monno Jutex	100/5	5	992.00	992.00	992.00	1,000.00	(8.00)	-	-	-	-	9806	2/12/98	136.91	7.25	75.00	7.56	689.99	1.44
National Tubes	100/10	70	493.00	489.00	490.00	488.00	2.00	-	-	-	-	9806	21/4/99	108.33	4.52	30.00	6.12	(11.28)	-
Olympic Industries	100/5	2,955	119.00	115.00	115.75	116.25	(0.50)	-	-	116.00	-	9703	22/12/97	19.22	6.02	20.00	17.28	184.61	0.63
Quasem Drycell	10/50	85,200	16.40	16.10	16.10	16.00	0.10	21,950	16.10	16.00	0.10	9806	10/12/98	1.77	9.10	2.00	12.42	26.33	0.61
Rangpur Foundry	10/500	88,000	15.20	15.00	15.00	15.00	-	34,500	15.20	15.10	0.10	9809	-	1.32	11.36	-	-	12.88	1.16
Renwick Jajnes	100/5	100	50.25	50.25	50.25	50.00	0.25	-	-	-	-	9806	31/12/98	(15.46)	-	-	-	(21.96)	-
Singer Bangladesh	100/5	265	1,110.00	1,100.25	1,103.00	1,104.50	(1.50)	-	-	-	-	9902	19/5/99	91.99	11.99	100.00	9.07	156.05	7.07
Thai Aluminum	100/10	80	290.00	266.00	284.00	269.50	14.50	-	-	219.00	-	9712	24/9/98	34.04	8.34	10.00	3.52	154.18	1.84
Wonderland Toys	100/50	7,900	61.50	59.00	59.00	59.50	(0.50)	900	59.50	59.25	0.25	9806	9/12/98	(11.25)	-	-	-	87.77	0.67
Food & Allied																			
AB Biscuit	100/5	-	-	-	-	70.00	-	-	-	-	-	9506	30/12/95	(26.78)	-	-	-	238.76	0.29
Alpha Tobacco	10/50	100	57.00	52.00	54.50	57.00	(2.50)	-	-	58.20	-	9810	9/4/99	7.32	7.45	5.25	9.63	77.96	0.70
Amam Sea Food	100/5	-	-	-	-	265.00	-	-	-	-	-	9806	7/12/98	(18.37)	-	-	-	1.03	257.28
AMCL (Pran)	100/10	330	287.75	283.25	286.00	285.00	1.00	-	-	282.50	-	9806	15/12/98	39.44	7.25	20.00	6.99	217.85	1.31
Apex Food	100/5	610	347.50	342.50	343.25	343.25	-	10	355.00	359.25	(4.25)	9806	24/12/98	19.57	17.54	20.00	5.83	669.59	0.51
Bangas	100/5	-	-	-	-	135.00	-	-	-	-	-	9806	18/12/98	15.91	8.49	15.00	11.11	146.30	0.92
BD Plantation	100/5	-	-	-	-	590.00	-	-	-	-	-	9806	15/12/98	23.83	24.76	-	-	255.05	2.31
Bengal Biscuit	100/20	23,160	75.50	74.00	74.25	74.25	-	11,000	74.75	74.25	0.50	9806	28/6/99	4.97	14.94	-	-	239.29	0.31
Beximco Fishonec	100/20	1,000	102.00	101.00	101.00	101.50	(0.50)	-	-	102.00	-	9712	19/11/98	18.53	5.45	20.00	19.80	132.82	0.76
BLTC	100/5	-	-	-	-	700.00	-	-	-	-	-	9712	29/9/98	77.11	9.08	45.00	6.43	1,487.90	0.47
BATBC	10/50	2,900	153.00	135.50	148.50	134.90	13.60	100	142.00	125.00	17.00	9812	17/5/99	12.59	11.80	9.00	6.06	39.22	3.79
Chittagong Vegetable	100/10	1,490	92.00	87.00	88.00	92.25	(4.25)	520	90.25	92.25	(2.00)	9806	30/12/98	(5.22)	-	-	-	226.32	0.39
Dhaka Fisheries	100/50	247,350	169.50	147.00	167.75	146.00	21.75	83,100	156.00	151.75	4.25	9806	17/12/98	4.21	39.85	-	-	117.01	1.43
Dhaka Vegetable	100/5	1,010	46.75	46.25	46.50	48.00	(1.50)	-	-	-	-	9506	10/9/97	(5.33)	-	-	-	108.80	0.43
EL Camelia	100/5	-	-	-	-	1,850.00	-	-	-	-	-	9712	19/9/98	157.89	11.72	-	-	(311.90)	-
Gachihata	100/50	1,600	49.75	49.25	49.25	49.75	(0.50)	-	-	49.00	-	9804	30/11/98	6.59	7.47	-	-	139.32	0.35
Gemini Sea Food	100/5	-	-	-	-	135.00	-	-	-	-	-	9809	12/12/98	12.87	10.49	10.00	7.41	(245.80)	-
Gulf Foods	100/50	27,100	148.50	142.00	142.50	144.50	(2.00)	400	149.00	150.00	(1.00)	9806	28/12/98	0.38	375.00	-	-	100.89	1.41
Hill Plantation	100/5	-	-	-	-	700.00	-	-	-	-	-	9806	15/12/98	134.73	5.20	15.00	2.14	430.72	1.63
Meghna Shrimp	100/20	67,620	88.00	84.50	84.50	85.50	(1.00)	22,520	86.25	84.75	1.50	9712	29/12/98	12.50	6.76	10.00	11.83	114.80	0.74
Meghna Vegetable Oil	100/50	450	109.25	108.75	108.75	108.50	0.25	-	-	111.00	-	9806	30/12/98	16.04	6.78	15.00	13.79	175.56	0.62
Modern Industries	100/5	20	60.50	60.50	60.50	60.00	0.50	-	-	-	-	9812	15/5/99	(15.43)	-	-	-	35.43	1.71
Mona Food	100/50	73,650	95.50	86.00	87.75	93.50	(5.75)	32,100	92.00	94.50	(2.50)	9806	29/12/98	6.71	13.08	5.00	5.70	109.24	0.80
NTC	100/5	140	685.00	605.25	657.50	638.00	19.50	-	-	442.75	-	9812	21/4/99	68.57	9.59	32.00	4.87	454.08	1.45
Rabeya Flour	10/50	-	-	-	-	-	-	-	-	-	-	9712	21/9/98	1.31	-	10.00	-	7.93	-
Rahima Food Corp.	100/50	3,250	51.50	50.75	50.75	51.00	(0.25)	200	50.25	51.50	(1.25)	9806	27/12/98	1.81	28.04	5.00	9.85	114.45	0.44
Raspit Food	100/50	46,300	181.75	175.75	176.25	176.50	(0.25)	-	-	168.00	-	9612	30/10/97	11.82	14.91	-	-	101.64	1.73
Rupon Oil	10/100	200	14.20	14.20	14.20	14.20	-	-	-	14.20	-	9706	12/8/98	0.11	129.09	-	-	32.14	0.44
Shyampur Sugar Mills	10/100	5,900	7.00	6.90	6.90	6.80	0.10	-	-	-	-	9806	24/6/99	(75.75)	-	-	-	10.00	0.69
Tripti Industries	100/5	835	71.00	69.75	70.00	69.75	0.25	-	-	69.25	-	9608	-	4.74	14.77	10.00	14.29	110.00	0.64
Tulip Dairy	100/5	5,640	231.50	228.00	228.75	228.50	0.25	-	-	-	-	9306	30/3/95	(35.14)	-	-	-	53.99	4.24
Yousuf Flour	10/50	-	-	-	-	-	-	-	-	-	-	9806	29/12/98	0.16	-	-	-	10.29	-
Zeal Bangla	10/50	17,500	7.10	7.00	7.00	7.00	-	-	-	-	-	9706	26/8/98	(7.46)	-	-	-	(36.50)	-
Fuel & Power																			
BOC	10/50	1,700	100.00	99.00	99.70	99.40	0.30	250	98.50	99.00	(0.50)	9808	1/2/99	7.79	12.80	3.80	3.81	48.08	2.07
Eastern Lubricant	10/50	-	-	-	-	152.50	-	-	-	-	-	9806	18/3/99	5.64	27.04	3.50	2.30	42.42	3.60
National Oxyg.	100/10	2,320	60.00	53.00	55.75	56.25	(0.50)	-	-	69.00	-	9606	30/6/97	(1,110.86)	-	-	-	(337.60)	-
Padma Oil	10/50	600	198.00	175.00	183.80	180.00	3.80	-	-	160.00	-	9806	21/3/99	16.55	11.11	4.50	2.45	80.57	2.28
Jute																			
Ahad Jute	100/10	-	-	-	-	-	-	-	-	-	-	9806	28/12/98	(6.74)	-	-	-	103.64	-
Islam Jute	100/5	-	-	-	-	108.00	-	-	-	-	-	9806	10/12/98	40.02	2.65	-	-	1,164.00	0.09
Jute Spinners	100/5	-	-	-	-	174.50	-	-	-	-	-	9806	31/3/99	29.55	5.91	15.00	8.60	724.38	0.24
Mutual Jute	100/5	-	-	-	-	-	-	-	-	-	-	9806	27/12/98	25.35	-	15.00	-	190.21	-
Northern Jute	10/200	3,200	31.50	30.50	30.90	31.50	(0.60)	-	-	-	-	9806	10/12/98	(1.69)	-	-	-	14.63	2.11
Saleh Carpet	10/200	25,000	5.00	4.90	4.90	4.80	0.10	-	-	-	-	9612	22/12/97	(12.81)	-	-	-	(104.30)	-
Sonali Aansh	100/5	30	255.00	235.00	241.50	227.75	13.75	-	-	-	-	9806	31/12/98	72.22	3.34	-	-	195.56	1.23
Textile																			
Al-Haj Textile	10/50	-	-	-	-	-	-	-	-	-	-	9806	17/12/98	2.66	-	10.00	-	12.54	-
Altex Industries	100/50	2,150	48.00	47.25	47.50	48.00	(0.50)	400	47.50	47.75	(0.25)	9806	17/12/98	11.87	4.00	-	-	122.81	0.39
Anlima Yarn Dyeing	100/50	800	95.50	95.00	95.00	94.75	0.25	-	-	94.00	-	9806	30/12/98	15.26	6.23	10.00	10.53	105.24	0.90
Apex Spinning	100/20	340	107.50	107.00	107.25	107.00	0.25	100	108.75	109.00	(2.25)	9803	7/12/98	23.97	4.47	12.50	11.66	152.57	0.70

LEAGUE TABLE

Company Name	FV/ML	Market Performance: Dhaka Stock Exchange						Chittagong Stock Exchange				AGM		Financial Performance					
		Vol	Day's High	Day's Low	Day's Closing	Prev. Closing	Net Chg	Vol	Day's Closing	Prev. Closing	Net Chg	Year End	Date	EPS	P/E	DPS	Yield	NAV per Share	Price/ NAV
	Tk/nos	nos	Tk	Tk	Tk	Tk	Tk	nos	Tk	Tk	Tk	YM	D/M/Y	Tk	x	Tk	%	Tk	x
Pharma & Chemical																			
ACI	10/50	19,150	26.80	26.40	26.50	26.30	0.20	4,250	26.50	26.20	0.30	9812	20/5/99	3.26	8.13	2.50	9.43	30.87	0.86
Ambee Pharma	10/50	200	31.50	31.50	31.50	31.30	0.20	-	-	30.10	-	9712	12/9/98	2.40	13.13	2.50	7.94	11.48	2.74
Bangla Process	100/5	-	-	-	-	61.25	-	-	-	-	-	9806	19/12/98	10.87	5.63	-	-	62.21	0.98
BCIL	100/10	340	99.00	98.00	98.25	98.75	(0.50)	-	-	100.00	-	9806	17/12/98	12.85	7.65	10.00	10.18	146.68	0.67
Beximco Infusions	100/10	720	280.00	268.00	269.50	269.00	0.50	-	-	245.00	-	9712	15/11/98	45.80	5.88	25.00	9.28	160.03	1.68
Beximco Pharma	10/50	16,500	36.00	35.70	35.70	35.80	(0.10)	4,850	35.70	35.70	-	9712	10/12/98	8.25	4.33	3.00	8.40	64.37	0.55
Beximco Synthetics	100/20	2,420	146.75	146.00	146.25	146.00	0.25	40	146.00	146.75	(0.75)	9712	19/11/98	34.19	4.28	25.00	17.09	127.61	1.15
Glaxo Bangladesh	10/50	350	150.00	145.00	148.50	145.00	3.50	-	-	-	-	9812	20/5/99	6.56	22.64	3.00	2.02	45.60	3.26
Imam Button	100/50	94,950	106.75	102.00	103.50	101.25	2.25	17,100	104.25	100.75	3.50	9806	30/12/98	7.37	14.04	5.00	4.83	100.47	1.03
JH Chemical	100/50	8,750	131.50	128.50	128.50	129.25	(0.75)	900	129.00	129.75	(0.75)	9712		-	-	-	-	100.00	1.29
Kohinoor Chemicals	100/5	500	73.50	71.75	72.25	71.50	0.75	-	-	75.25	-	9406	27/2/95	(7.77)	-	-	-	(270.20)	-
Libra Pharma	100/20	20	310.00	310.00	310.00	320.00	(10.00)	-	-	250.50	-	9806	17/12/98	37.04	8.37	22.00	7.10	268.09	1.16
National Polymer	100/10	30	131.25	131.25	131.25	132.25	(1.00)	-	-	134.50	-	9706	29/9/97	38.82	3.38	20.00	15.24	169.44	0.77
Onon Infusion	100/20	-	-	-	-	40.75	-	-	-	34.43	-	9606	3/2/97	8.09	5.04	17.00	41.72	102.38	0.40
Perfume Chemical	100/50	12,000	68.00	66.00	66.75	67.25	(0.50)	1,000	66.25	67.75	(1.50)	9806	30/4/98	1.62	41.20	-	-	108.11	0.62
Pelro Synthetic	10/50	200	19.00	18.90	18.90	18.90	-	-	-	-	-	9712	25/9/98	(13.88)	-	-	-	(54.67)	-
Pharma Aids	100/5	-	-	-	-	88.00	-	-	-	-	-	9806	27/12/98	(2.83)	-	-	-	114.78	0.77
Pharmaco	100/5	1,280	62.50	60.25	61.25	62.50	(1.25)	-	-	-	-	9806	31/3/99	3.55	17.25	-	-	61.34	1.00
Rahman Chemicals	100/10	1,500	46.25	45.25	45.50	46.00	(0.50)	-	-	-	-	9712	24/9/98	(2.84)	-	-	-	(49.90)	-
Reckitt & Colman	10/50	1,250	90.00	86.00	87.40	85.40	2.00	-	-	85.00	-	9901	17/5/99	5.15	16.97	3.00	3.43	28.54	3.06
Renata	100/5	50	540.00	520.00	529.75	530.00	(0.25)	-	-	-	-	9812	16/6/99	45.77	11.57	25.00	4.72	635.89	0.83
Square Pharma	100/20	880	648.75	639.00	645.25	639.25	6.00	20	640.00	632.00	8.00	9803	13/8/98	114.27	5.65	45.00	6.97	677.49	0.95
TBL	100/5	-	-	-	-	62.00	-	-	-	67.00	-	9712	30/7/98	(313.75)	-	-	-	(1,362.00)	-
The Ibnsina	100/10	100	157.00	156.00	156.25	155.50	0.75	-	-	161.75	-	9806	6/2/99	20.54	7.61	17.00	10.88	111.39	1.40
Wata Chemicals	100/20	-	-	-	-	152.00	-	-	-	165.00	-	9712	26/8/98	3.85	39.48	10.00	6.58	190.18	0.80
Paper & Printing																			
Azadi Printers	100/10	-	-	-	-	-	-	-	-	5.00	-	9606	24/12/97	(13.48)	-	-	-	(393.60)	-