The Daily Star BUSINESS

DHAKA TUESDAY, JULY 20, 1999

STAR 50 Index

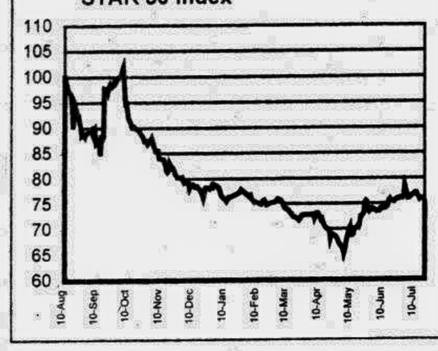



Fifty companies have been chosen for calculation of the **STAR 50 Index** based on their market capitalisation, liquidity, free float and corporate track record. The **Base Period** for the Index is **August 10, 1998**. The calculation has been done according to the widely used International Finance Corporation formula.

DSE All Share Price Index



CSE All Share Price Index

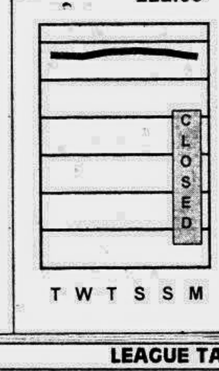

DAY'S MARKET
July 19, 1999

	DSE	CSE
All Share Price Index	528.29	222.65
Change in Index (pts)	(3.71)	(0.92)
Change in Index (%)	-0.70%	-0.41%
Market Capitalisation (cr Tk)	4,821.40	4,077.20
Market Capitalisation (mil US$)	1,004.46	849.42
Turnover Volume ('000)	1,758	553
Turnover Value (cr Tk)	14.00	4.29
No. of Issues Traded	162	61
No. of Issues Gained	48	15
No. of Issues Incurred Loss	88	37
No. of Issues Unchanged	26	9
Price Earning Ratio (x)	6.77	6.64
Dividend Yield (%)	8.18	8.42

DAY'S MARKET LEADERS

TURNOVER LEADERS

DSE	Vol '000	Value Tkm	CSE	Vol '000	Value Tkm
1 Dhaka Fish	310	48.66	1 Dhaka Fish	199	29.14
2 Tulip Dairy	62	15.08	2 Saiham Tex	55	5.84
3 Kay & Que	51	8.02	3 Sinobangla	180	2.95
4 Sinobangla	455	7.54	4 BD Autocars	11	0.88
5 Raspit Food	35	6.11	5 Meghna Shrimp	7	0.60
6 Gulf Food	37	5.10	6 Ctg. Cement	1	0.46
7 Bengal Fine	34	4.39	7 Delta Millers	5	0.35
8 Dynamic Tex	107	4.24	8 Ranfoundry	21	0.30
9 Paper Pro	59	3.44	9 Chic Tex	22	0.16
10 Meghna Vege	30	3.42	10 Dynamic Tex	3	0.14

CAPITAL GAINERS

DSE	Vol '000	Change %	CSE	Vol '000	Change %
1 Dhaka Fish	310.40	18.98	1 Dhaka Fish	198.55	10.75
2 Metalex Corp	0.02	13.21	2 Apex Footwaer	0.20	5.27
3 Wata Chemi	0.02	8.60	3 BD Autocars	10.76	4.79
4 Pubali Bank	0.01	7.69	4 Prime Tex	0.25	3.78
5 Karim Pipe	2.60	6.83	5 Tamijuddin Tex	0.01	3.45
6 Petro Synth	0.10	4.74	6 Ctg. Cement	0.81	3.26
7 Beximco Infu	1.55	4.71	7 Chittagong Vege	1.00	1.50
8 Tamijuddin Tex	4.46	4.12	8 Bengal Fine	0.70	1.35
9 Sinobangla	454.50	3.11	9 Sinobangla	180.00	0.61
10 Reckitt & Col	0.10	3.03	10 Alltex Ind	0.30	0.54

CAPITAL LOSERS

DSE	Vol '000	Change %	CSE	Vol '000	Change %
1 TBL	0.04	(7.75)	1 Saiham Tex	54.79	(13.06)
2 Tulip Dairy	62.19	(7.09)	2 Central Ins	0.02	(12.50)
3 Rupali Bank	0.01	(5.88)	3 Padma Oil	0.05	(8.57)
4 National Oxygen	0.37	(5.31)	4 TBL	0.21	(5.82)
5 Rupan Oil	0.70	(5.00)	5 Mark Shoe	0.05	(4.23)
6 Glaxo Welcome	0.20	(4.83)	6 Raspit Food	0.10	(4.00)
7 Kay & Que	51.30	(4.29)	7 Wonderland Toys	0.30	(3.49)
8 BATBC	0.80	(3.79)	8 Gulf Food	0.05	(3.33)
9 BD Thai Alum	0.07	(3.63)	9 BOC (BD)	0.25	(2.94)
10 Monno Jute Staff	0.02	(2.90)	10 J H Chemi	0.85	(2.66)

LEAGUE TABLE

Company Name	FV/ML	Market Performance: Dhaka Stock Exchange						Chittagong Stock Exchange				AGM		Financial Performance					
		Vol	Day's High	Day's Low	Day's Closing	Prev. Closing	Net Chg	Vol	Day's Closing	Prev. Closing	Net Chg	Year End	Date	EPS	P/E	DPS	Yield	NAV per Share	Price/ NAV
	Tk/nos	nos	Tk	Tk	Tk	Tk	Tk	nos	Tk	Tk	Tk	YM	D/M/Y	Tk	x	Tk	%	Tk	x
Banks																			
Al-Arafa	1000/5	275	1,176.75	1,172.00	1,174.75	1,176.00	(1.25)	-	-	1,196.50	-	9803	-	312.89	3.75	-	-	1,318.80	0.89
Al Baraka Bank	1000/1	-	-	-	-	1,100.00	-	-	-	-	-	9712	1/12/98	(624.64)	-	-	-	1,061.40	1.04
Arab Bangladesh Bank	100/5	20	89.75	89.75	89.75	89.00	0.75	-	-	95.00	-	9712	12/9/98	24.03	3.73	10.00	11.14	177.92	0.50
City Bank	100/5	-	-	-	-	110.25	-	-	-	115.00	-	9712	14/12/98	55.66	1.98	-	-	264.45	0.42
Eastern Bank	100/20	-	-	-	-	120.00	-	-	-	-	-	9712	12/11/98	57.14	2.10	-	-	159.58	0.75
IDLC	100/20	-	-	-	-	411.25	-	-	-	470.00	-	9812	10/6/99	31.75	12.95	25.00	6.08	224.02	1.84
IFIC Bank	100/5	380	101.00	100.00	100.25	100.50	(0.25)	-	-	97.00	-	9712	5/7/99	42.43	2.36	-	-	196.22	0.51
Islami Bank	1000/1	45	2,160.00	2,145.00	2,156.25	2,153.75	2.50	-	-	2,250.00	-	9712	20/8/98	322.18	6.69	210.00	9.74	3,925.20	0.55
National Bank	100/20	580	57.50	57.00	57.00	57.50	(0.50)	-	-	59.00	-	9712	24/11/98	43.47	1.31	-	-	261.19	0.22
Pubali Bank	100/5	10	140.00	140.00	140.00	130.00	10.00	-	-	95.00	-	9712	29/11/98	262.14	0.53	-	-	323.20	0.43
Rupali Bank	100/10	10	80.00	80.00	80.00	85.00	(5.00)	-	-	80.00	-	9712	20/3/99	0.81	98.77	-	-	143.23	0.56
UCBL	100/5	60	77.00	77.00	77.00	77.00	-	-	-	75.00	-	9612	27/6/97	34.66	2.22	-	-	198.58	0.39
United Leasing	100/20	80	640.00	587.00	601.00	587.00	14.00	-	-	-	-	9812	20/5/99	63.07	9.53	25.00	4.16	402.91	1.49
Uttara Bank	100/5	-	-	-	-	86.00	-	-	-	-	-	9712	24/11/98	4.98	17.67	-	-	304.72	0.29
Uttara Finance	100/50	550	171.00	168.50	170.00	170.50	(0.50)	-	-	176.00	-	9812	22/6/99	15.59	10.90	15.00	8.82	106.71	1.59
Investment																			
1st BSRS MF	100/50	400	62.75	62.25	62.50	63.75	(1.25)	-	-	60.00	-	-	-	-	-	-	-	-	-
1st ICB MF	100/5	-	-	-	-	1,312.50	-	-	-	1,800.00	-	9806	21/10/98	119.44	10.99	70.00	5.33	359.74	3.65
2nd ICB MF	100/5	10	470.00	470.00	470.00	479.75	(9.75)	-	-	425.00	-	9806	21/10/98	10.49	45.73	30.00	6.38	141.57	3.32
3rd ICB MF	100/5	-	-	-	-	406.00	-	-	-	282.00	-	9806	21/10/98	18.69	21.72	35.00	8.62	234.79	1.73
4th ICB MF	100/10	-	-	-	-	393.25	-	-	-	306.75	-	9806	21/10/98	27.81	14.14	32.00	8.14	167.65	2.35
5th ICB MF	100/10	60	260.00	260.00	260.00	260.00	-	-	-	300.00	-	9806	21/10/98	16.93	15.36	22.00	8.46	134.46	1.93
6th ICB MF	100/10	220	173.00	164.00	170.75	172.50	(1.75)	-	-	168.50	-	9806	21/10/98	9.39	18.18	18.00	10.54	135.10	1.26
7th ICB MF	100/50	50	128.00	128.00	128.00	130.00	(2.00)	-	-	115.00	-	9806	21/10/98	6.72	19.05	14.00	10.94	119.42	1.07
8th ICB MF	100/50	300	113.00	111.75	112.25	112.50	(0.25)	-	-	117.00	-	9806	21/10/98	3.95	33.51	12.00	10.69	116.60	0.96
ICB	100/5	-	-	-	-	165.00	-	-	-	175.00	-	9806	21/10/98	22.06	7.48	7.00	4.24	285.84	0.58
Engineering																			
Aftab Automobile	100/5	285	173.00	170.00	172.00	171.00	1.00	-	-	167.00	-	9808	17/12/98	27.55	6.24	16.00	9.30	237.80	0.72
Anwar Galvanizing	100/50	1,600	162.50	153.00	158.00	153.50	4.50	-	-	150.00	-	9706	30/3/98	21.44	7.37	15.00	9.49	106.44	1.48
Atlas Bangladesh	10/50	-	-	-	-	130.30	-	-	-	-	-	9806	24/12/98	23.77	5.48	5.00	3.84	78.70	1.66
Aziz Pipe	100/5	260	477.00	472.50	474.50	475.75	(1.25)	-	-	470.25	-	9712	30/7/98	13.53	35.07	15.00	3.16	544.82	0.87
BD Autocars	100/5	10,215	85.00	77.50	80.00	78.25	1.75	10,760	82.00	78.25	3.75	9706	30/12/97	11.69	6.84	-	-	130.72	0.61
BD Lamps	100/5	50	535.00	535.00	535.00	540.75	(5.75)	-	-	550.00	-	9712	9/9/98	34.88	15.34	30.00	5.61	243.81	2.19
BEMCO	100/10	100	48.00	45.50	45.75	47.00	(1.25)	-	-	-	-	9712	30/12/98	(30.96)	-	-	-	76.67	0.60
Bengal Steel	10/50	-	-	-	-	1,113.70	-	-	-	-	-	9612	27/9/97	(1.40)	-	-	-	2.34	475.94
Eastern Cables	100/5	420	102.50	100.75	101.50	101.00	0.50	10	100.75	102.75	(2.00)	9806	24/6/99	7.57	13.41	12.00	11.82	168.73	0.60
Karim Pipe	100/5	2,600	82.00	75.00	78.25	73.25	5.00	-	-	-	-	9712	24/12/98	(22.77)	-	-	-	58.60	1.34
Kay & Que	100/50	51,300	164.00	152.25	156.25	163.25	(7.00)	-	-	153.50	-	9612	28/9/97	10.99	14.22	12.50	8.00	119.00	1.31
Metalex Corp.	100/5	15	84.00	77.00	79.25	70.00	9.25	-	-	-	-	9506	24/4/96	(562.54)	-	-	-	(3,101.00)	-
Monno Jute Staffler	100/5	15	271.00	266.00	267.50	275.50	(8.00)	-	-	-	-	9712	1/12/98	22.69	11.79	20.00	7.48	228.48	1.17
Monno Jutex	100/5	10	1,050.00	1,050.00	1,050.00	1,054.00	(4.00)	-	-	-	-	9806	2/12/98	101.90	10.30	75.00	7.14	689.99	1.52
National Tubes	100/10	50	495.00	460.00	488.00	496.50	(8.50)	-	-	-	-	9806	21/4/99	108.33	4.50	30.00	6.15	(11.28)	-
Olympic Industries	100/5	640	120.00	119.00	119.50	120.25	(0.75)	80	119.25	121.50	(2.25)	9703	22/12/97	19.22	6.22	20.00	16.74	184.61	0.65
Quasem Drycell	10/50	18,900	16.00	15.80	15.90	15.90	-	7,000	15.80	15.90	(0.10)	9806	10/12/98	1.77	8.98	2.00	12.58	26.33	0.60
Rangpur Foundry	10/500	42,500	14.50	14.40	14.40	14.50	(0.10)	21,000	14.50	14.60	(0.10)	9809	-	1.32	10.91	-	-	12.88	1.12
Renwick Jajnes.	100/5	800	56.75	49.50	52.25	53.75	(1.50)	-	-	-	-	9806	31/12/98	(15.46)	-	-	-	(21.96)	-
Singer Bangladesh	100/5	180	1,105.00	1,080.00	1,087.00	1,091.75	(4.75)	-	-	-	-	9902	19/5/99	91.99	11.82	100.00	9.20	156.05	6.97
Thai Aluminum	100/10	70	266.00	265.25	265.75	275.75	(10.00)	-	-	219.00	-	9712	24/9/98	34.04	7.81	10.00	3.76	154.18	1.72
Wonderland Toys	100/50	5,700	57.50	56.00	56.25	55.75	0.50	300	55.25	57.25	(2.00)	9806	9/12/98	(11.25)	-	-	-	87.77	0.64
Food & Allied																			
AB Biscuit	100/5	-	-	-	-	70.00	-	-	-	-	-	9506	30/12/95	(26.78)	-	-	-	238.76	0.29
Alpha Tobacco	10/50	1,400	57.60	56.60	57.10	57.40	(0.30)	-	-	58.20	-	9810	9/4/99	7.32	7.80	5.25	9.19	77.96	0.73
Amam Sea Food	100/5	-	-	-	-	277.00	-	-	-	-	-	9806	7/12/98	(18.37)	-	-	-	1.03	268.93
AMCL (Pran)	100/10	590	287.00	283.00	284.75	284.25	0.50	-	-	283.00	-	9806	15/12/98	29.31	9.72	20.00	7.02	217.85	1.31
Apex Food	100/5	350	349.00	344.00	346.75	345.25	1.50	-	-	345.00	-	9806	24/12/98	19.57	17.72	20.00	5.77	669.59	0.52
Bangas	100/5	-	-	-	-	169.75	-	-	-	-	-	9706	29/12/97	10.92	15.54	-	-	145.40	1.17
BD Plantation	100/5	-	-	-	-	540.00	-	-	-	-	-	9806	15/12/98	23.83	22.66	-	-	255.05	2.12
Bengal Biscuit	100/20	7,400	71.50	70.50	70.50	71.00	(0.50)	860	70.50	70.75	(0.25)	9806	28/6/99	5.17	13.64	-	-	239.29	0.29
Beximco Fisheries	100/20	540	103.00	102.25	102.50	102.25	0.25	100	102.00	103.00	(1.00)	9712	19/11/98	18.53	5.53	20.00	19.51	132.82	0.77
BLTC	100/5	-	-	-	-	700.00	-	-	-	-	-	9712	29/9/98	77.11	9.08	45.00	6.43	1,487.90	0.47
BATBC	10/50	800	140.00	135.00	139.50	145.00	(5.50)	-	-	149.50	-	9812	17/5/99	12.59	11.08	9.00	6.45	39.22	3.56
Chittagong Vegetable	100/10	310	86.00	83.25	84.25	84.75	(0.50)	1,000	84.50	83.25	1.25	9806	30/12/98	(5.22)	-	-	-	226.32	0.37
Dhaka Fisheries	100/50	310,400	158.00	133.00	156.75	131.75	25.00	198,550	146.75	132.50	14.25	9806	17/12/98	4.21	37.23	-	-	117.01	1.34
Dhaka Vegetable	100/5	570	45.50	44.50	45.00	44.75	0.25	-	-	-	-	9506	10/9/97	(5.33)	-	-	-	108.80	0.41
EL Camelia	100/5	-	-	-	-	1,850.00	-	-	-	-	-	9612	11/10/97	(49.30)	-	-	-	(469.70)	-
Gachihata	100/50	3,150	49.25	48.50	48.50	48.50	-	150	48.25	48.00	0.25	9804	30/11/98	6.59	7.36	-	-	139.32	0.35
Gemini Sea Food	100/5	-	-	-	-	134.75	-	-	-	-	-	9709	12/12/98	12.87	10.47	10.00	7.42	108.50	1.24
Gulf Foods	100/50	37,050	141.75	136.50	137.75	139.75	(2.00)	50	138.00	142.75	(4.75)	9806	28/12/98	0.38	362.50	-	-	100.89	1.37
Hill Plantation	100/5	-	-	-	-	699.00	-	-	-	-	-	9806	15/12/98	145.92	4.79	15.00	2.15	430.72	1.62
Meghna Shrimp	100/20	11,100	82.25	80.00	80.00	81.00	(1.00)	7,460	80.50	81.75	(1.25)	9712	29/12/98	12.50	6.40	10.00	12.50	114.80	0.70
Meghna Vegetable Oil	100/50	30,300	116.25	111.50	112.75	112.00	0.75	-	-	115.50	-	9806	30/12/98	16.04	7.03	15.00	13.30	175.56	0.64
Modern Industries	100/5	90	55.50	55.50	55.50	57.00	(1.50)	-	-	-	-	9812	15/5/99	(15.43)	-	-	-	35.43	1.57
Mona Food	100/50	1,200	79.00	78.75	78.75	79.00	(0.25)	-	-	79.50	-	9806	29/12/98	6.71	11.74	5.00	6.35	109.24	0.72
NTC	100/5	55	652.00	650.00	650.75	661.00	(10.25)	-	-	442.75	-	9812	21/4/99	68.57	9.49	32.00	4.92	454.08	1.43
Rabeya Flour	10/50	-	-	-	-	-	-	-	-	-	-	9712	21/9/98	1.31	-	10.00	-	7.93	-
Rahima Food Corp.	100/50	1,350	49.00	48.00	48.25	48.25	-	50	48.00	48.00	-	9806	27/12/98	1.81	26.66	5.00	10.36	114.45	0.42
Raspit Food	100/50	34,850	179.00	174.50	175.25	175.25	-	100	168.00	175.00	(7.00)	9612	30/10/97	11.82	14.83	-	-	101.64	1.72
Rupon Oil	10/100	700	13.60	13.00	13.30	14.00	(0.70)	-	-	12.90	-	9706	12/8/98	0.11	120.91	-	-	32.14	0.41
Shyampur Sugar Mills	10/100	-	-	-	-	6.80	-	-	-	-	-	9806	24/6/99	(75.75)	-	-	-	10.00	0.68
Tripti Industries	100/5	180	70.00	69.25	69.25	70.25	(1.00)	30	70.75	70.50	0.25	9608	-	4.74	14.61	10.00	14.44	110.00	0.63
Tulip Dairy	100/5	62,190	263.00	241.25	242.50	261.00	(18.50)	-	-	-	-	9306	30/3/95	(35.14)	-	-	-	53.99	4.49
Yousuf Flour	10/50	-	-	-	-	-	-	-	-	-	-	9806	29/12/98	0.16	-	-	-	10.29	-
Zeal Bangla	10/50	5,200	6.90	6.90	6.90	6.90	-	-	-	-	-	9706	26/8/98	(7.46)	-	-	-	(36.50)	-
Fuel & Power																			
BOC	10/50	550	100.20	99.10	99.90	101.60	(1.70)	250	99.10	102.10	(3.00)	9808	1/2/99	7.79	12.82	3.80	3.80	48.08	2.08
Eastern Lubricant	10/50	-	-	-	-	152.50	-	-	-	-	-	9806	18/3/99	5.64	27.04	3.50	2.30	42.42	3.60
National Oxyg.	100/10	370	50.25	47.25	49.00	51.75	(2.75)	-	-	69.00	-	9606	30/6/97	(1,110.86)	-	-	-	(337.60)	-
Padma Oil	10/50	-	-	-	-	170.00	-	50	160.00	175.00	(15.00)	9806	21/3/99	16.55	10.27	4.50	2.65	80.57	2.11
Jute																			
Ahad Jute	100/10	-	-	-	-	-	-	-	-	-	-	9806	28/12/98	(6.74)	-	-	-	103.64	-
Islam Jute	100/5	-	-	-	-	106.00	-	-	-	-	-	9806	10/12/98	40.02	2.65	-	-	1,164.00	0.09
Jute Spinners	100/5	-	-	-	-	174.50	-	-	-	-	-	9806	31/3/99	29.55	5.91	15.00	8.60	724.38	0.24
Mutual Jute	100/5	-	-	-	-	-	-	-	-	-	-	9706	30/12/97	24.89	-	15.00	-	184.29	-
Northern Jute	10/200	30,600	32.90	31.70	31.80	32.20	(0.40)	-	-	-	-	9706	27/12/97	1.13	28.14	-	-	10.80	2.94
Saleh Carpet	10/200	48,600	4.90	4.80	4.80	4.80	-	-	-	-	-	9612	22/12/97	(12.81)	-	-	-	(104.30)	-
Sonali Ansh	100/5	10	200.00	200.00	200.00	198.50	1.50	-	-	-	-	9806	31/12/98	(33.65)	-	-	-	195.56	1.02
Textile																			
Al-Haj Textile	10/50	-	-	-	-	-	-	-	-	-	-	9706	24/12/97	1.56	-	10.00	-	11.76	-
Alltex Industries	100/50	750	46.00	46.00	46.00	46.00	-	300	46.25	46.00	0.25	9806	17/12/98	11.87	3.88	-	-	122.81	0.37
Anlima Yarn Dyeing	100/50	1,800	93.25	92.75	93.00	92.75	0.25	400	91.00	91.00	-	9806	30/12/98	15.26	6.09	10.00	10.75	105.24	0.88
Apex Spinning	100/20	-	-	-	-	107.00	-	-	-	114.00	-	9803	7/12/98	23.97	4.46	12.50	11.68	152.57	0.70

LEAGUE TABLE

Company Name	FV/ML	Market Performance: Dhaka Stock Exchange						Chittagong Stock Exchange				AGM		Financial Performance					
		Vol	Day's High	Day's Low	Day's Closing	Prev. Closing	Net Chg	Vol	Day's Closing	Prev. Closing	Net Chg	Year End	Date	EPS	P/E	DPS	Yield	NAV per Share	Price/ NAV
	Tk/nos	nos	Tk	Tk	Tk	Tk	Tk	nos	Tk	Tk	Tk	YM	D/M/Y	Tk	x	Tk	%	Tk	x
Pharma & Chemical																			
ACI	10/50	7,000	25.90	25.50	25.70	25.80	(0.10)	1,300	25.80	25.80	-	9812	20/5/99	3.26	7.88	2.50	9.73	30.87	0.83
Ambee Pharma	10/50	1,550	31.10	30.30	30.70	31.00	(0.30)	-	-	30.00	-	9712	12/9/98	2.40	12.79	2.50	8.14	11.48	2.67
Bangla Process	100/5	150	62.75	62.50	62.50	63.75	(1.25)	-	-	-	-	9706	28/12/97	3.26	19.17	-	-	148.65	0.42
BCIL	100/10	810	100.00	98.50	99.50	99.00	0.50	-	-	100.00	-	9806	17/12/98	14.63	6.80	10.00	10.05	146.68	0.68
Beximco Infusions	100/10	1,550	255.00	242.50	250.00	238.75	11.25	-	-	248.00	-	9712	15/11/98	45.80	5.46	25.00	10.00	160.03	1.56
Beximco Pharma	10/50	10,700	35.70	35.50	35.50	35.50	-	2,650	35.50	35.50	-	9712	10/12/98	8.25	4.30	3.00	8.45	64.37	0.55
Beximco Synthetics	100/20	940	146.50	146.00	146.00	146.50	(0.50)	-	-	148.00	-	9712	19/11/98	34.19	4.27	25.00	17.12	127.61	1.14
Glaxo Bangladesh	10/50	200	140.00	140.00	140.00	147.10	(7.10)	-	-	-	-	9812	20/5/99	6.56	21.34	3.00	2.14	45.60	3.07
Imam Button	100/50	13,950	93.00	91.50	91.75	92.25	(0.50)	1,300	91.50	92.00	(0.50)	9806	30/12/98	7.37	12.45	5.00	5.45	100.47	0.91
JH Chemical	100/50	10,050	131.00	128.50	128.75	129.50	(0.75)	850	128.25	131.75	(3.50)	9712		-	-	-	-	100.00	1.29
Kohinoor Chemicals	100/5	3,590	76.00	72.50	72.75	73.25	(0.50)	-	-	75.25	-	9406	27/2/95	(7.77)	-	-	-	(270.20)	-
Libra Pharma	100/20	-	-	-	-	300.00	-	-	-	250.50	-	9806	17/12/98	37.04	8.10	22.00	7.33	268.09	1.12
National Polymer	100/10	90	132.00	132.00	132.00	131.75	0.25	-	-	134.50	-	9706	29/9/97	38.82	3.40	20.00	15.15	169.44	0.78
Orion Infusion	100/20	-	-	-	-	40.75	-	-	-	34.43	-	9606	3/2/97	8.09	5.04	17.00	41.72	102.38	0.40
Perfume Chemical	100/50	1,350	60.00	58.50	59.00	59.50	(0.50)	850	58.25	59.75	(1.50)	9806	30/4/98	1.62	36.42	-	-	108.11	0.55
Petro Synthetic	10/50	100	19.90	19.90	19.90	19.00	0.90	-	-	-	-	9612	2/10/97	(10.66)	-	-	-	(41.17)	-
Pharma Aids	100/5	-	-	-	-	92.00	-	-	-	-	-	9806	27/12/98	(2.83)	-	-	-	114.78	0.80
Pharmaco	100/5	7,500	60.00	57.00	57.50	56.00	1.50	-	-	-	-	9806	31/3/99	2.75	20.91	-	-	61.34	0.94
Rahman Chemicals	100/10	1,810	47.25	45.50	46.25	45.75	0.50	-	-	-	-	9612	13/11/97	(11.71)	-	-	-	(47.06)	-
Reckitt & Colman	10/50	100	91.90	91.90	91.90	89.20	2.70	50	87.00	89.10	(2.10)	9901	17/5/99	9.07	10.13	3.00	3.26	28.54	3.22
Renata	100/5	-	-	-	-	520.00	-	-	-	-	-	9812	16/6/99	45.77	11.36	25.00	4.81	635.89	0.82
Square Pharma	100/20	260	636.00	635.00	635.50	630.75	4.75	40	630.00	630.25	(0.25)	9803	13/8/98	114.27	5.56	45.00	7.08	677.49	0.94
TBL	100/5	40	63.00	62.25	62.50	67.75	(5.25)	210	68.75	73.00	(4.25)	9712	30/7/98	(313.75)	-	-	-	(1,362.00)	-
The Ibnsina	100/10	50	155.00	155.00	155.00	154.00	1.00	-	-	156.00	-	9806	6/2/99	20.54	7.55	17.00	10.97	111.39	1.39
Wata Chemicals	100/20	20	161.00	161.00	161.00	148.25	12.75	-	-	165.00	-	9