The Daily Star BUSINESS

DHAKA MONDAY, JULY 5, 1999

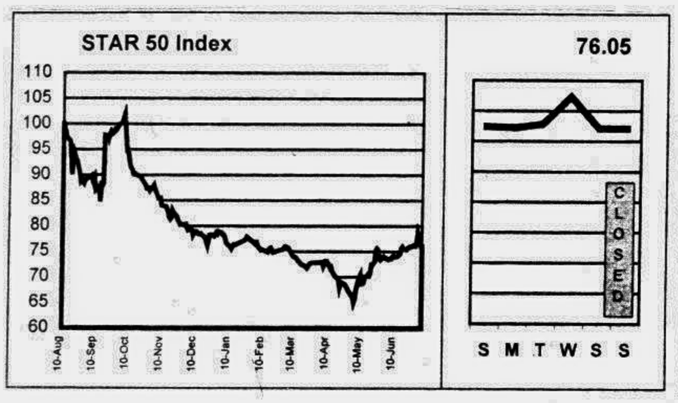

Fifty companies have been chosen for calculation of the **STAR 50 Index** based on their market capitalisation, liquidity, free float and corporate track record. The **Base Period** for the Index is **August 10, 1998**. The calculation has been done according to the widely used International Finance Corporation formula.

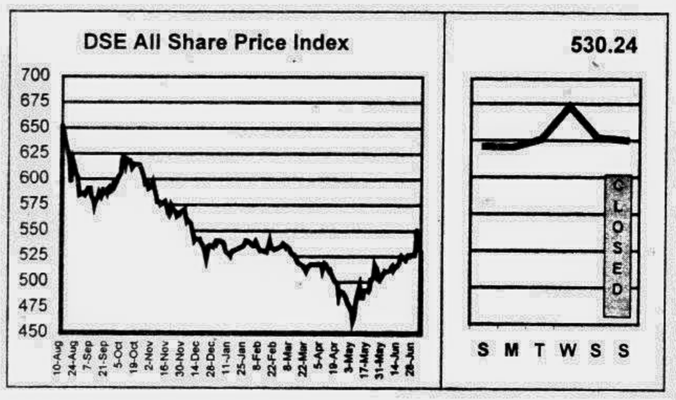

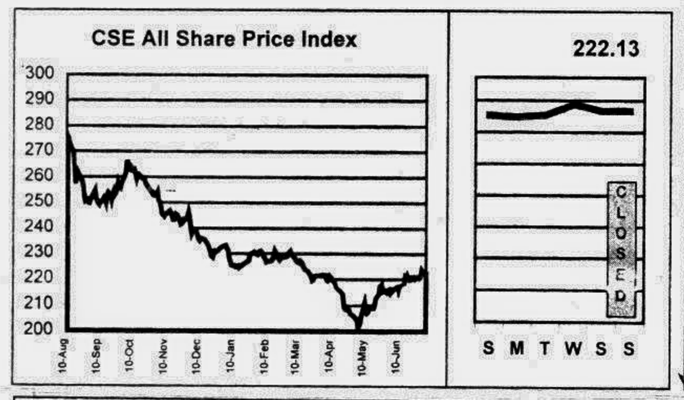

DAY'S MARKET

July 4, 1999

	DSE	CSE
All Share Price Index	530.24	222.13
Change in Index (pts)	(1.14)	0.08
Change in Index (%)	-0.21%	0.04%
Market Capitalisation (cr Tk)	4,839.16	4,067.89
Market Capitalisation (mil US$)	1,008.16	847.48
Turnover Volume ('000)	1,639	361
Turnover Value (cr Tk)	14.15	2.67
No. of Issues Traded	155	51
No. of Issues Gained	67	19
No. of Issues Incurred Loss	68	24
No. of Issues Unchanged	20	8
Price Earning Ratio (x)	6.86	6.68
Dividend Yield (%)	8.11	8.46

DAY'S MARKET LEADERS

TURNOVER LEADERS

	DSE	Vol '000	Value Tkm		CSE	Vol '000	Value Tkm
1	Raspit Food	278	53.77	1	Samorita Hosp	59	9.64
2	Samorita Hosp	105	16.92	2	GEM Knit	53	7.88
3	GEM Knit	63	9.25	3	J H Chemi	16	1.99
4	Tulip Dairy	37	8.50	4	Samata Leather	23	1.72
5	Paper Pro	112	6.04	5	Bengal Biscuits	16	1.15
6	Ranfoundry	305	4.45	6	Ranfoundry	76	1.12
7	Samata Leather	59	4.32	7	Wonderland Toys	6	0.38
8	Gulf Food	31	4.07	8	BD Zipper	4	0.36
9	Wonderland Toys	65	3.63	9	Sinobangla	23	0.31
10	J H Chemi	24	3.04	10	Quasem Drycell	16	0.25

CAPITAL GAINERS

	DSE	Vol '000	Change %		CSE	Vol '000	Change %
1	Rahim Tex	0.06	17.26	1	Raspit Food	0.05	19.81
2	Modern Ind	0.13	17.00	2	Wonderland Toys	6.45	9.86
3	Raspit Food	277.50	14.48	3	MAQ Enter	0.15	7.98
4	MAQ Enter	17.60	12.95	4	Samorita Hosp	59.15	6.02
5	BEMCO	0.02	10.00	5	Gulf Food	1.00	4.96
6	Wonderland Toys	64.85	6.67	6	Eastland Ins	0.02	3.98
7	Purobi Ins	0.05	6.51	7	Bengal Biscuits	15.86	3.94
8	Monno Jutex	0.01	6.25	8	Eastern Cables	0.01	3.71
9	Pharmaco	3.62	5.95	9	Perfume Chemi	2.45	3.36
10	Bengal Biscuits	40.18	4.69	10	Rahima Food	0.40	2.62

CAPITAL LOSERS

	DSE	Vol '000	Change %		CSE	Vol '000	Change %
1	Libra Pharma	0.06	(9.98)	1	Mark Shoe	0.15	(4.20)
2	1st ICB M Fund	0.04	(9.68)	2	Ranfoundry	75.50	(3.27)
3	Rupali Bank	0.05	(8.82)	3	Sinobangla	22.50	(2.16)
4	BD Thai Alum	0.02	(8.75)	4	GEM Knit	53.25	(1.66)
5	ULC	0.02	(8.14)	5	Aramit Cement	0.10	(1.59)
6	2nd ICB M Fund	0.04	(7.51)	6	Apex Tannery	0.10	(1.24)
7	Sonargaon Tex	0.20	(6.87)	7	Chittagong Vege	0.15	(1.20)
8	City Bank	0.02	(4.55)	8	Delta Millers	0.14	(1.16)
9	3rd ICB M Fund	0.05	(3.82)	9	Beximco Pharma	4.95	(1.09)
10	5th ICB M Fund	0.08	(3.57)	10	Sajib Knit	1.05	(1.02)

LEAGUE TABLE

Company Name	FV/ML	Market Performance: Dhaka Stock Exchange						Chittagong Stock Exchange				AGM		Financial Performance					
		Vol	Day's High	Day's Low	Day's Closing	Prev. Closing	Net Chg	Vol	Day's Closing	Prev. Closing	Net Chg	Year End	Date	EPS	P/E	DPS	Yield	NAV per Share	Price/ NAV
	Tk/nos	nos	Tk	Tk	Tk	Tk	Tk	nos	Tk	Tk	Tk	YM	D/M/Y	Tk	x	Tk	%	Tk	x
Banks																			
Al-Arafa	1000/5					1,135.00	-			1,110.00	-	9803	-	312.89	3.63	-	-	1,318.80	0.86
Al Baraka Bank	1000/1					1,000.00	-			-	-	9712	1/12/98	(624.64)	-	-	-	1,061.40	0.94
Arab Bangladesh Bank	100/5	100	90.00	90.00	90.00	92.75	(2.75)			95.00	-	9712	12/9/98	24.03	3.75	10.00	11.11	177.92	0.51
City Bank	100/5	20	105.00	105.00	105.00	110.00	(5.00)			115.00	-	9712	14/12/98	55.66	1.89	-	-	264.45	0.40
Eastern Bank	100/20					120.00	-			-	-	9712	12/11/98	57.14	2.10	-	-	159.58	0.75
IDLC	100/20					412.50	-			470.00	-	9612	10/6/99	31.75	12.99	25.00	6.06	224.02	1.84
IFIC Bank	100/5					96.25	-			97.00	-	9612	27/7/98	20.29	4.74	-	-	203.96	0.47
Islami Bank	1000/1	13	2,065.00	2,055.00	2,061.00	2,120.50	(59.50)			2,250.00	-	9712	20/8/98	322.18	6.40	210.00	10.19	3,925.20	0.53
National Bank	100/20	100	58.50	58.00	58.25	57.75	0.50			58.75	-	9712	24/11/98	43.47	1.34	-	-	261.19	0.22
Pubali Bank	100/5					115.00	-			95.00	-	9712	29/11/98	262.14	0.44	-	-	323.20	0.36
Rupali Bank	100/10	50	77.50	77.50	77.50	85.00	(7.50)			80.00	-	9712	20/3/99	0.81	95.68	-	-	143.23	0.54
UCBL	100/5	5	75.00	75.00	75.00	76.50	(1.50)			75.00	-	9612	27/8/97	34.66	2.16	-	-	198.58	0.38
United Leasing	100/20	20	581.00	581.00	581.00	632.50	(51.50)			-	-	9812	20/5/99	63.07	9.21	25.00	4.30	402.91	1.44
Uttara Bank	100/5					86.00	-			-	-	9712	24/11/98	4.98	17.27	-	-	304.72	0.28
Uttara Finance	100/50	500	175.50	174.00	175.00	174.25	0.75			176.00	-	9812	22/6/99	15.59	11.23	15.00	8.57	106.71	1.64
Investment																			
1st BSRS MF	100/50	350	65.00	65.00	65.00	65.75	(0.75)			62.00	-								
1st ICB MF	100/5	40	1,290.00	1,276.00	1,280.50	1,417.75	(137.25)			1,800.00	-	9806	21/10/98	119.44	10.72	70.00	5.47	359.74	3.56
2nd ICB MF	100/5	35	495.00	468.00	482.00	520.00	(38.00)			425.00	-	9806	21/10/98	10.49	49.57	30.00	6.22	141.57	3.40
3rd ICB MF	100/5	45	425.00	420.00	422.00	438.75	(16.75)			282.00	-	9806	21/10/98	18.69	22.58	35.00	8.29	234.79	1.80
4th ICB MF	100/10	50	392.00	392.00	392.00	393.75	(1.75)			270.00	-	9806	21/10/98	27.81	14.10	32.00	8.16	167.65	2.34
5th ICB MF	100/10	80	270.00	270.00	270.00	280.00	(10.00)			300.00	-	9806	21/10/98	16.93	15.95	22.00	8.15	134.46	2.01
6th ICB MF	100/10	620	174.00	170.00	172.75	173.25	(0.50)			181.25	-	9806	21/10/98	9.39	18.40	18.00	10.42	135.10	1.28
7th ICB MF	100/50	250	138.00	137.00	137.00	137.00	-			115.00	-	9806	21/10/98	6.72	20.39	14.00	10.22	119.42	1.15
8th ICB MF	100/50	300	118.00	117.00	117.50	117.75	(0.25)			117.00	-	9806	21/10/98	3.35	35.07	12.00	10.21	116.60	1.01
ICB	100/5					178.00	-			175.00	-	9806	21/10/98	22.06	8.07	7.00	3.93	285.84	0.62
Engineering																			
Aftab Automobile	100/5	305	165.00	163.00	163.50	165.50	(2.00)			165.00	-	9808	17/12/98	27.55	5.93	16.00	9.79	237.80	0.69
Anwar Galvanizing	100/50	700	153.00	150.50	151.50	157.00	(5.50)			162.50	-	9706	30/3/98	21.44	7.07	15.00	9.90	106.44	1.42
Atlas Bangladesh	10/50	100	145.50	145.50	145.50	149.70	(4.20)			-	-	9806	24/12/98	23.77	6.12	5.00	3.44	78.70	1.85
Aziz Pipe	100/5	430	483.00	474.00	479.00	483.75	(4.75)			472.00	-	9712	30/7/98	13.53	35.40	15.00	3.13	544.82	0.88
BD Autocars	100/5	370	74.50	73.00	73.75	73.25	0.50			73.00	-	9706	30/12/97	11.69	6.31	-	-	130.72	0.56
BD Lamps	100/5	60	530.00	521.00	526.75	535.25	(8.50)			550.00	-	9712	9/9/98	34.88	15.10	30.00	5.70	243.81	2.16
BEMCO	100/10	20	44.00	44.00	44.00	40.00	4.00			-	-	9712	30/12/98	(30.96)	-	-	-	76.67	0.57
Bengal Steel	10/50	-	-	-	-	1,113.70	-			-	-	9612	27/9/97	(1.40)	-	-	-	2.34	475.94
Eastern Cables	100/5	1,230	101.00	100.00	100.25	101.00	(0.75)	10	104.75	101.00	3.75	9806	24/6/99	7.57	13.24	12.00	11.97	168.73	0.59
Karim Pipe	100/5	100	73.00	73.00	73.00	73.75	(0.75)			-	-	9712	24/12/98	(22.77)	-	-	-	58.60	1.25
Kay & Que	100/50	2,400	141.75	135.50	139.25	137.75	1.50			200.00	-	9612	28/9/97	10.99	12.67	12.50	8.98	119.00	1.17
Metalex Corp.	100/5					70.00	-			-	-	9506	24/4/96	(562.54)	-	-	-	(3,101.00)	-
Monno Jute Staffier	100/5					250.00	-			-	-	9712	1/12/98	22.69	11.02	20.00	8.00	226.48	1.09
Monno Jutex	100/5	10	1,420.00	1,300.00	1,360.00	1,280.00	80.00			-	-	9806	2/12/98	101.90	13.35	75.00	5.51	689.99	1.97
National Tubes	100/10					428.50	-			-	-	9806	21/4/99	108.33	3.96	30.00	7.00	(11.28)	-
Olympic Industries	100/5	195	123.00	122.00	122.75	122.75	-	130	124.00	124.50	(0.50)	9703	22/12/97	19.22	6.39	20.00	16.29	184.61	0.66
Quasem Drycell	10/50	27,700	16.30	16.10	16.10	16.30	(0.20)	15,600	16.20	16.30	(0.10)	9806	10/12/98	1.77	9.10	2.00	12.42	26.33	0.61
Rangpur Foundry	10/500	305,000	15.00	14.50	14.60	15.10	(0.50)	75,500	14.80	15.30	(0.50)	9809	-	1.32	11.06	-	-	12.88	1.13
Renwick Jajnes.	100/5					46.75	-			-	-	9806	31/12/98	(15.46)	-	-	-	(21.96)	-
Singer Bangladesh	100/5	90	1,135.00	1,120.00	1,124.00	1,123.00	1.00			-	-	9902	19/5/99	91.99	12.22	100.00	8.90	156.05	7.20
Thai Aluminum	100/10	20	266.00	266.00	266.00	291.50	(25.50)			219.00	-	9712	24/9/98	34.04	7.81	10.00	3.76	154.18	1.73
Wonderland Toys	100/50	64,850	61.00	53.00	56.00	52.50	3.50	6,450	58.50	53.25	5.25	9806	9/12/98	(11.25)	-	-	-	87.77	0.64
Food & Allied																			
AB Biscuit	100/5					70.00	-				-	9506	30/12/95	(26.78)	-	-	-	238.76	0.29
Alpha Tobacco	10/50	100	59.10	59.10	59.10	59.50	(0.40)			58.20	-	9810	9/4/99	7.32	8.07	5.25	8.88	77.96	0.76
Amam Sea Food	100/5					279.50	-			-	-	9806	7/12/98	(18.37)	-	-	-	1.03	271.36
AMCL (Pran)	100/10	470	284.00	278.50	281.00	282.00	(1.00)			277.50	-	9806	15/12/98	29.31	9.59	20.00	7.12	217.85	1.29
Apex Food	100/5	155	368.00	365.00	365.75	365.25	0.50			351.00	-	9806	24/12/98	19.57	18.69	20.00	5.47	669.59	0.55
Bangas	100/5	70	158.00	156.50	157.00	158.00	(1.00)			-	-	9706	29/12/97	10.92	14.38	-	-	145.40	1.08
BD Plantation	100/5					576.00	-			-	-	9806	15/12/98	23.83	24.17	-	-	255.05	2.26
Bengal Biscuit	100/20	40,180	73.75	68.75	72.50	69.25	3.25	15,860	72.50	69.75	2.75	9806	28/6/99	5.17	14.02	-	-	239.29	0.30
Beximco Fisheries	100/20	280	103.00	102.75	102.75	102.75	-	100	103.00	103.25	(0.25)	9712	19/11/98	18.53	5.55	20.00	19.46	132.82	0.77
BLTC	100/5					700.00	-			-	-	9712	29/9/98	77.11	9.08	45.00	6.43	1,487.90	0.47
BATBC	100/50	2,450	142.00	133.20	140.20	137.10	3.10			140.00	-	9812	17/5/99	12.59	11.14	9.00	6.42	39.22	3.57
Chittagong Vegetable	100/10					82.00	-	150	82.00	83.00	(1.00)	9806	30/12/98	(5.22)	-	-	-	226.32	0.36
Dhaka Fisheries	100/50	2,650	106.50	103.75	105.75	104.50	1.25			103.25	-	9806	17/12/98	4.21	25.12	-	-	117.01	0.90
Dhaka Vegetable	100/5	1,750	45.50	42.25	43.75	42.00	1.75			-	-	9506	10/9/97	(5.33)	-	-	-	108.80	0.40
EL Cameka	100/5					1,850.00	-			-	-	9612	11/10/97	(49.30)	-	-	-	(469.70)	-
Gachihata	100/50	2,750	50.25	49.50	49.75	49.25	0.50			48.00	-	9804	30/11/98	6.59	7.55	-	-	139.32	0.36
Gemini Sea Food	100/5	50	125.00	125.00	125.00	125.00	-			-	-	9709	12/12/98	12.87	9.71	10.00	8.00	108.50	1.15
Gulf Foods	100/50	31,100	134.25	124.00	130.75	125.25	5.50	1,000	132.25	126.00	6.25	9806	28/12/98	0.38	344.08	-	-	100.89	1.30
Hill Plantation	100/5					680.00	-			-	-	9806	15/12/98	145.92	4.66	15.00	2.21	430.72	1.58
Meghna Shrimp	100/20	6,620	80.00	79.00	79.50	79.50	-	320	79.25	80.00	(0.75)	9712	29/12/98	12.50	6.36	10.00	12.58	114.80	0.69
Meghna Vegetable Oil	100/50	1,750	105.00	103.25	103.75	104.50	(0.75)			105.00	-	9806	30/12/98	16.04	6.47	15.00	14.46	175.56	0.59
Modern Industries	100/5	130	60.00	55.00	58.50	50.00	8.50			-	-	9812	15/5/99	(15.43)	-	-	-	35.43	1.65
Mona Food	100/50	5,100	80.75	78.75	79.75	78.25	1.50	350	79.75	78.50	1.25	9806	29/12/98	6.71	11.89	5.00	6.27	109.24	0.73
NTC	100/5	190	675.00	620.00	662.50	641.50	21.00			442.75	-	9812	21/4/99	68.57	9.66	32.00	4.83	454.08	1.46
Rabeya Flour	10/50											9712	21/9/98	1.31	-	10.00	-	7.93	-
Rahima Food Corp.	100/50	4,400	50.00	48.75	49.00	48.25	0.75	400	49.00	47.75	1.25	9806	27/12/98	1.81	27.07	5.00	10.20	114.45	0.43
Raspit Food	100/50	277,500	197.50	171.00	193.75	169.25	24.50	50	189.00	157.75	31.25	9612	30/10/97	11.82	16.39	-	-	101.64	1.91
Rupon Oil	10/100	1,500	14.40	14.20	14.30	14.20	0.10			15.00	-	9706	12/6/98	0.11	130.00	-	-	32.14	0.44
Shyampur Sugar Mills	10/100	1,300	6.80	6.70	6.70	6.80	(0.10)			-	-	9706	31/3/98	(13.31)	-	-	-	(53.00)	-
Tripti Industries	100/5	205	71.75	71.00	71.25	71.50	(0.25)	115	71.00	71.25	(0.25)	9608	-	4.74	15.03	10.00	14.04	110.00	0.65
Tulip Dairy	100/5	36,680	233.00	227.75	231.75	224.50	7.25			-	-	9306	30/3/95	(35.14)	-	-	-	53.99	4.29
Yousuf Flour	10/50									-	-	9806	29/12/98	0.16	-	-	-	10.29	-
Zeal Bangla	10/50	3,800	7.00	6.90	6.90	6.80	0.10			-	-	9706	26/8/98	(7.46)	-	-	-	(36.50)	-
Fuel & Power																			
BOC	10/50	1,250	99.00	98.00	98.80	99.00	(0.20)			98.00	-	9808	1/2/99	7.79	12.68	3.80	3.85	48.08	2.05
Eastern Lubricant	10/50	200	155.00	150.00	152.50	153.50	(1.00)			-	-	9806	18/3/99	5.64	27.04	3.50	2.30	42.42	3.60
National Oxyg.	100/10					39.75	-			69.00	-	9606	30/6/97	(1,110.86)	-	-	-	(337.60)	-
Padma Oil	10/50	300	175.00	173.00	174.30	179.30	(5.00)			175.00	-	9806	21/3/99	16.55	10.53	4.50	2.58	80.57	2.16
Jute																			
Ahad Jute	100/10											9706	21/12/97	(5.28)	-	-	-	(372.90)	-
Islam Jute	100/5					106.00	-					9806	10/12/98	40.02	2.65	-	-	1,164.00	0.09
Jute Spinners	100/5					174.50	-					9806	31/3/99	29.55	5.91	15.00	8.60	724.38	0.24
Mutual Jute	100/5											9706	30/12/97	24.89	-	15.00	-	184.29	-
Northern Jute	10/200	14,200	31.00	30.30	30.30	30.40	(0.10)					9706	27/12/97	1.13	26.81	-	-	10.80	2.81
Saleh Carpet	10/200	11,200	5.00	4.90	4.90	4.90	-					9612	22/12/97	(12.81)	-	-	-	(104.30)	-
Sonali Ansh	100/5					210.00	-					9806	31/12/98	(33.65)	-	-	-	195.56	1.07
Textile																			
Al-Haj Textile	10/50											9706	24/12/97	1.56	-	10.00	-	11.76	-
Alltex Industries	100/50	1,900	47.25	46.50	46.75	46.50	0.25	300	46.50	46.25	0.25	9806	17/12/98	11.87	3.94	-	-	122.81	0.38
Anlima Yarn Dyeing	100/50	450	91.00	89.50	90.00	90.75	(0.75)	300	93.25	90.25	-	9806	30/12/98	15.26	5.90	10.00	11.11	105.24	0.86
Apex Spinning	100/20					108.00				114.00	-	9803	7/12/98	23.97	4.51	12.50	11.57	152.57	0.71

LEAGUE TABLE

Company Name	FV/ML	Market Performance: Dhaka Stock Exchange						Chittagong Stock Exchange				AGM		Financial Performance					
		Vol	Day's High	Day's Low	Day's Closing	Prev. Closing	Net Chg	Vol	Day's Closing	Prev. Closing	Net Chg	Year End	Date	EPS	P/E	DPS	Yield	NAV per Share	Price/ NAV
	Tk/nos	nos	Tk	Tk	Tk	Tk	Tk	nos	Tk	Tk	Tk	YM	D/M/Y	Tk	x	Tk	%	Tk	x
Pharma & Chemical																			
ACI	10/50	7,600	25.90	25.70	25.70	25.80	(0.10)	450	25.60	25.80	(0.20)	9812	20/5/99	3.26	7.88	2.50	9.73	30.87	0.83
Ambee Pharma	10/50	600	30.90	30.70	30.70	30.60	0.10			30.00	-	9712	12/9/98	2.40	12.79	2.50	8.14	11.48	2.67
Bangla Process	100/5					55.25	-			-	-	9706	28/12/97	3.26	16.95	-	-	148.65	0.37
BCIL	100/10	320	101.75	100.75	101.00	101.25	(0.25)	30	101.25	102.00	(0.75)	9806	17/12/98	14.63	6.90	10.00	9.90	146.68	0.69
Beximco Infusions	100/10	2,440	255.00	248.00	254.50	251.00	3.50			240.00	-	9712	15/11/98	45.80	5.56	25.00	9.82	160.03	1.59
Beximco Pharma	10/50	9,700	36.50	36.20	36.20	36.50	(0.30)	4,950	36.20	36.60	(0.40)	9712	10/12/98	8.25	4.39	3.00	8.29	64.37	0.56
Beximco Synthetics	100/20	1,820	149.00	148.50	148.75	149.25	(0.50)	260	150.25	150.50	(0.25)	9712	19/11/98	34.19	4.35	25.00	16.81	127.61	1.17
Glaxo Bangladesh	10/50	900	138.00	134.50	135.50	139.90	(4.40)			-	-	9812	20/5/99	6.56	20.66	3.00	2.21	45.60	2.97
Imam Button	100/50	8,800	88.50	88.00	88.00	87.75	0.25			88.75	-	9806	30/12/98	7.37	11.94	5.00	5.68	100.47	0.88
JH Chemical	100/50	24,300	126.50	122.25	125.25	124.75	0.50	15,700	127.00	125.50	1.50	9712	-	-	-	-	-	100.00	1.25
Kohinoor Chemicals	100/5	2,660	72.75	69.00	72.00	72.25	(0.25)			75.25	-	9406	27/2/95	(7.77)	-	-	-	(270.20)	-
Libra Pharma	100/20	60	320.00	300.00	306.75	340.75	(34.00)			250.50	-	9806	17/12/98	37.04	8.28	22.00	7.17	268.09	1.14
National Polymer	100/10	120	129.50	128.00	128.75	132.75	(4.00)			134.50	-	9706	29/9/97	38.82	3.32	20.00	15.53	169.44	0.76
Orion Infusion	100/20					40.75	-			34.43	-	9806	3/2/97	8.09	5.04	17.00	41.72	102.38	0.40
Perfume Chemical	100/50	11,350	62.50	60.50	61.75	60.50	1.25	2,450	61.50	59.50	2.00	9806	30/4/98	1.62	38.12	-	-	108.11	0.57
Petro Synthetic	10/50	1,100	19.10	18.90	18.90	19.00	(0.10)			-	-	9612	2/10/97	(10.66)	-	-	-	(41.17)	-
Pharma Aids	100/5					90.00	-			-	-	9806	27/12/98	(2.83)	-	-	-	114.78	0.78
Pharmaco	100/5	3,620	50.50	46.75	49.00	46.25	2.75			-	-	9806	31/3/99	2.75	17.82	-	-	61.34	0.80
Rahman Chemicals	100/10	10,150	46.50	42.75	43.25	43.50	(0.25)			-	-	9612	13/11/97	(11.71)	-	-	-	(47.06)	-
Reckitt & Colman	10/50	550	89.90	84.00	88.50	85.20	3.30	100	85.00	85.20	(0.20)	9901	17/5/99	9.07	9.76	3.00	3.39	28.54	3.10
Renata	100/5	20	475.00	470.00	472.50	470.25	2.25			-	-	9812	16/6/99	45.77	10.32	25.00	5.29	635.89	0.74
Square Pharma	100/20	380	631.00	624.00	628.00	621.75	6.25	40	625.00	630.00	(5.00)	9803	13/8/98	114.27	5.50	45.00	7.17	677.49	0.93
TBL	100/5					47.50	-			62.00	-	9712	30/7/98	(313.75)	-	-	-	(1,362.00)	-
The Ibnsina	100/10	40	155.00	155.00	155.00	151.50	3.50			156.00	-	9806	6/2/99	20.54	7.55	17.00	10.97	111.39	1.39
Wata Chemicals	100/20					152.00	-			165.00	-	9712	26/8/98	3.85	39.48	10.00	6.58	190.18	0.80
Paper & Printing																			
Azad Printers	100/10									5.00	-	9606	28/12/97	(19.48)	-	-	-	(363.00)	-
Eagle box	10/50					49.60	-				-	9806	9/11/98	(36.11)	-	-	-	(218.70)	-
MAQ Enterprises	100/50	17,600	56.75	46.75	54.50	48.25	6.25	150	50.75	47.00	3.75	9612	-	12.24	4.45	-	-	126.94	0.43
MAQ Paper	100/20	360	107.00	104.00	105.25	106.75	(1.50)			85.00	-	9712	20/9/98	18.47	5.70	10.00	9.50	123.04	0.86
Monospool Paper	100/5	22,730	61.75	56.50	58.50	58.25	0.25			-	-	9806	15/9/98	1.88	31.12	-	-	178.33	0.33
Padma Printers	10/50	500	11.80	11.50	11.60	11.50	0.10			19.40	-	9612	23/12/96	-	-	-	-	10.00	1.16
Paper Process	100/10	112,310	59.25	52.50	53.75	55.00	(1.25)			-	-	9712	15/9/98	2.38	22.58	-	-	86.45	0.62
Sonali Paper	10/50					13.40	-			26.00	-	9806	30/12/98	1.07	12.52	1.50	11.19	10.19	1.32
Services & Real Estate																			
BD Hot