The Daily Star BUSINESS

STAR 50 Index



Fifty companies have been chosen for calculation of the **STAR 50** Index based on their market capitalisation, liquidity, free float and corporate track record. The **Base Period** for the Index is **August 10, 1998**. The calculation has been done according to the widely used International Finance Corporation formula.

DSE All Share Price Index



CSE All Share Price Index



DAY'S MARKET

June 7, 1999

	DSE	CSE
All Share Price Index	514.10	217.31
Change in Index (pts)	2.55	0.37
Change in Index (%)	0.50%	0.17%
Market Capitalisation (cr Tk)	4,691.87	3,964.08
Market Capitalisation (mil US$)	977.47	825.85
Turnover Volume ('000)	2,572	1,025
Turnover Value (cr Tk)	17.46	2.38
No. of Issues Traded	157	63
No. of Issues Gained	42	15
No. of Issues Incurred Loss	89	39
No. of Issues Unchanged	26	9
Price Earning Ratio (x)	6.60	6.44
Dividend Yield (%)	8.49	8.73

DAY'S MARKET LEADERS

TURNOVER LEADERS

	DSE	Vol '000	Value Tkm		CSE	Vol '000	Value Tkm
1	Raspit Food	436	74.87	1	Sinobangla	691	10.98
2	Tulip Dairy	114	27.16	2	Ranfoundry	172	2.80
3	Sinobangla	918	14.32	3	GEM Knit	22	2.50
4	Ranfoundry	432	6.99	4	Saiham Tex	11	0.95
5	GEM Knit	39	4.41	5	Ctg. Cement	1	0.80
6	Ctg. Cement	6	3.39	6	Meghna Shrimp	6	0.50
7	Dynamic Tex	66	2.90	7	Chic Tex	35	0.27
8	Imam Button	27	2.52	8	Beximco Pharma	6	0.23
9	Gulf Food	17	2.06	9	Dynamic Tex	5	0.22
10	Padma Oil	11	1.89	10	Paragon Leather	4	0.21

CAPITAL GAINERS

	DSE	Vol '000	Change %		CSE	Vol '000	Change %
1	Uttara Bank	0.01	14.55	1	Wonderland Toys	0.05	5.45
2	Pubali Bank	0.01	10.00	2	Reckitt & Col	2.30	4.22
3	Glaxo Welcome	1.45	9.64	3	UCBL	1.08	4.17
4	Mordern Dyeing	0.01	9.45	4	BOC (BD)	0.15	3.44
5	National Life Ins	0.10	7.65	5	BATBC	0.05	3.11
6	UCBL	0.03	7.10	6	GEM Knit	22.20	2.73
7	Modern Ind	0.01	6.42	7	Libra Pharma	0.48	2.24
8	Janata Ins	0.62	3.93	8	Ctg. Cement	1.35	1.62
9	GEM Knit	38.85	3.65	9	Aramit Cement	0.20	1.37
10	Ctg. Cement	5.61	3.47	10	Rose Heaven	2.50	0.63

CAPITAL LOSERS

	DSE	Vol '000	Change %		CSE	Vol '000	Change %
1	Libra Pharma	0.12	(14.18)	1	BD Luggage	0.15	(17.92)
2	Tulip Dairy	113.62	(9.98)	2	Sreepur Tex	0.15	(6.94)
3	Raspit Food	435.95	(9.72)	3	Uttara Finance	0.15	(5.44)
4	Dhaka Vege	0.05	(5.26)	4	Chittagong Vege	0.40	(5.28)
5	Sinobangla	918.00	(4.88)	5	Sinobangla	690.50	(3.64)
6	Paper Pro	3.80	(4.49)	6	Rupali Bank	0.02	(3.61)
7	Sreepur Tex	0.30	(4.19)	7	Eagle Star Tex	13.10	(3.30)
8	ULC	0.02	(3.91)	8	Dynamic Tex	4.88	(3.24)
9	Wata Chemi	0.14	(3.87)	9	Ranfoundry	171.50	(2.98)
10	Karnaphuli Ins	0.14	(3.65)	10	Prime Tex	1.00	(2.88)

LEAGUE TABLE

Company Name	FV/ML	Market Performance										AGM		Financial Performance					
		Dhaka Stock Exchange						Chittagong Stock Exchange											
		Vol	Day's High	Day's Low	Day's Closing	Prev. Closing	Net Chg	Vol	Day's Closing	Prev. Closing	Net Chg	Year End	Date	EPS	P/E	DPS	Yield	NAV per Share	Price/ NAV
	Tk/nos	nos	Tk	Tk	Tk	Tk	Tk	nos	Tk	Tk	Tk	YM	D/M/Y	Tk	x	Tk	%	Tk	x
Banks																			
Al-Arafa	1000/5	120	1,167.00	1,145.00	1,156.00	1,165.75	(9.75)	-	-	1,140.50	-	9803	-	312.89	3.69	-	-	1,318.80	0.88
Al Baraka Bank	1000/1	-	-	-	-	900.00	-	-	-	-	-	9712	1/12/98	(624.64)	-	-	-	1,061.40	0.85
Arab Bangladesh Bank	100/5	-	-	-	-	90.00	-	-	-	95.00	-	9712	12/9/98	24.03	3.75	10.00	11.11	177.92	0.51
City Bank	100/5	-	-	-	-	110.00	-	-	-	115.00	-	9712	14/12/98	55.66	1.98	-	-	264.45	0.42
Eastern Bank	100/20	-	-	-	-	120.00	-	-	-	-	-	9712	12/11/98	57.14	2.10	-	-	159.58	0.75
IDLC	100/20	40	400.00	395.00	397.50	401.00	(3.50)	-	-	412.50	-	9712	2/6/98	59.60	6.67	30.00	7.55	214.74	1.85
IFIC Bank	100/5	-	-	-	-	102.75	-	-	-	97.00	-	9612	27/7/98	20.29	5.06	-	-	203.96	0.50
Islami Bank	1000/1	13	2,111.00	2,110.00	2,110.50	2,109.75	0.75	-	-	2,020.00	-	9712	20/8/98	322.18	6.55	210.00	9.95	3,925.20	0.54
National Bank	100/20	800	56.75	55.50	56.00	55.50	0.50	-	-	55.00	-	9712	24/11/98	43.47	1.29	-	-	261.19	0.21
Pubali Bank	100/5	5	121.00	121.00	121.00	110.00	11.00	-	-	95.00	-	9712	29/11/98	262.14	0.46	-	-	323.20	0.37
Rupali Bank	100/10	-	-	-	-	95.50	-	20	80.00	83.00	(3.00)	9712	20/3/99	0.81	117.90	-	-	143.23	0.67
UCBL	100/5	30	89.75	81.00	83.00	77.50	5.50	1,075	75.00	72.00	3.00	9612	27/8/97	34.66	2.39	-	-	198.58	0.42
United Leasing	100/20	20	615.00	615.00	615.00	640.00	(25.00)	-	-	-	-	9812	20/5/99	63.07	9.75	25.00	4.07	402.91	1.53
Uttara Bank	100/5	10	99.00	90.00	94.50	82.50	12.00	-	-	-	-	9712	24/11/98	4.98	18.98	-	-	304.72	0.31
Uttara Finance	100/50	250	166.00	165.50	165.75	163.00	2.75	150	160.75	170.00	(9.25)	9712	30/6/98	12.83	12.92	10.00	6.03	106.12	1.56
Investment																			
1st RSRS MF	100/50	-	-	-	-	61.50	-	-	-	69.00	-	-	-	-	-	-	-	-	-
1st ICB MF	100/5	10	1,020.00	1,020.00	1,020.00	1,020.00	-	-	-	1,800.00	-	9806	21/10/98	119.44	8.54	70.00	6.86	359.74	2.84
2nd ICB MF	100/5	-	-	-	-	425.00	-	-	-	425.00	-	9806	21/10/98	10.49	40.51	30.00	7.06	141.57	3.00
3rd ICB MF	100/5	15	350.00	350.00	350.00	355.00	(5.00)	-	-	282.00	-	9806	21/10/98	18.69	18.73	35.00	10.00	234.79	1.49
4th ICB MF	100/10	-	-	-	-	328.00	-	-	-	270.00	-	9806	21/10/98	27.81	11.79	32.00	9.76	167.65	1.96
5th ICB MF	100/10	160	256.00	250.00	254.00	254.75	(0.75)	-	-	300.00	-	9806	21/10/98	16.93	15.00	22.00	8.66	134.46	1.89
6th ICB MF	100/10	160	129.50	127.25	128.50	129.75	(1.25)	-	-	130.75	-	9806	21/10/98	9.39	13.68	18.00	14.01	135.10	0.95
7th ICB MF	100/50	100	111.00	110.00	110.50	110.00	0.50	-	-	110.25	-	9806	21/10/98	6.72	16.44	14.00	12.67	119.42	0.93
8th ICB MF	100/50	-	-	-	-	101.00	-	-	-	105.00	-	9806	21/10/98	3.35	30.15	12.00	11.88	116.60	0.87
ICB	100/5	-	-	-	-	178.00	-	-	-	175.00	-	9806	21/10/98	22.06	8.07	7.00	3.93	285.84	0.62
Engineering																			
Aftab Automobile	100/5	100	164.00	164.00	164.00	164.75	(0.75)	-	-	160.50	-	9808	17/12/98	27.55	5.95	16.00	9.76	237.80	0.69
Anwar Galvanizing	100/50	100	137.00	137.00	137.00	140.50	(3.50)	-	-	134.00	-	9706	30/3/98	21.44	6.39	15.00	10.95	106.44	1.29
Atlas Bangladesh	10/50	50	125.80	125.80	125.80	126.00	(0.20)	-	-	-	-	9806	24/12/98	23.77	5.29	5.00	3.97	78.70	1.60
Aziz Pipe	100/5	405	480.00	474.50	476.50	485.50	(9.00)	-	-	485.00	-	9712	30/7/98	13.53	35.22	15.00	3.15	544.82	0.87
BD Autocars	100/5	115	74.75	73.75	73.75	73.75	-	250	71.75	73.25	(1.50)	9706	30/12/97	11.69	6.31	-	-	130.72	0.56
BD Lamps	100/5	50	525.00	523.00	524.25	525.50	(1.25)	-	-	573.00	-	9712	9/9/98	34.88	15.03	30.00	5.72	243.81	2.15
BEMCO	100/10	-	-	-	-	34.00	-	-	-	-	-	9712	30/12/98	(30.96)	-	-	-	76.67	0.44
Bengal Steel	10/50	-	-	-	-	1,113.70	-	-	-	-	-	9612	27/5/97	(1.40)	-	-	-	2.34	475.94
Eastern Cables	100/5	4,930	113.00	111.25	112.00	112.00	-	-	-	113.25	-	9706	30/3/98	7.68	14.58	-	-	137.77	0.81
Karim Pipe	100/5	250	77.00	74.00	75.50	77.00	(1.50)	-	-	-	-	9712	24/12/98	(22.77)	-	-	-	58.60	1.29
Kay & Que	100/50	-	-	-	-	144.50	-	-	-	200.00	-	9612	28/9/97	10.99	13.15	12.50	8.65	119.00	1.21
Metalex Corp.	100/5	-	-	-	-	85.25	-	-	-	-	-	9506	24/4/96	(562.54)	-	-	-	(3,101.00)	-
Monno Jute Stuffer	100/5	-	-	-	-	290.00	-	-	-	-	-	9712	1/12/98	22.69	12.78	20.00	6.90	228.48	1.27
Monno Jutex	100/5	-	-	-	-	963.75	-	-	-	-	-	9806	2/12/98	101.90	9.46	75.00	7.78	689.99	1.40
National Tubes	100/10	30	416.00	415.25	415.50	421.00	(5.50)	-	-	-	-	9806	21/4/99	108.33	3.84	30.00	7.22	(11.28)	-
Olympic Industries	100/5	1,565	130.75	128.50	129.00	130.50	(1.50)	50	129.25	130.00	(0.75)	9703	22/12/97	19.22	6.71	20.00	15.50	184.61	0.70
Quasem Drycell	10/50	17,200	17.10	16.90	16.90	17.00	(0.10)	11,000	17.10	17.10	-	9806	10/12/98	1.77	9.55	2.00	11.83	26.33	0.64
Rangpur Foundry	10/500	431,500	16.80	16.10	16.20	16.70	(0.50)	171,500	16.30	16.80	(0.50)	9809	-	1.32	12.27	-	-	12.88	1.26
Renwick Jajnes	100/5	255	45.50	42.25	44.75	46.00	(1.25)	-	-	-	-	9806	31/12/98	(15.46)	-	-	-	(21.96)	-
Singer Bangladesh	100/5	715	1,205.00	1,176.00	1,193.25	1,172.50	20.75	-	-	-	-	9902	19/5/99	91.99	12.97	100.00	8.38	156.05	7.65
Thai Aluminum	100/10	-	-	-	-	225.00	-	-	-	219.00	-	9712	24/9/98	34.04	6.61	10.00	4.44	154.18	1.46
Wonderland Toys	100/50	1,200	55.50	54.00	54.75	54.75	-	50	58.00	55.00	3.00	9806	9/12/98	(11.25)	-	-	-	87.77	0.62
Food & Allied																			
AB Biscuit	100/5	-	-	-	-	70.00	-	-	-	-	-	9506	30/12/95	(26.78)	-	-	-	238.76	0.29
Alpha Tobacco	10/50	1,850	63.00	59.00	60.00	59.40	0.60	-	-	-	-	9810	9/4/99	7.32	8.20	5.25	8.75	77.96	0.77
Amam Sea Food	100/5	65	300.50	285.00	294.00	301.00	(7.00)	-	-	-	-	9806	7/12/98	(18.37)	-	-	-	1.03	285.44
AMCL (Pran)	100/10	550	289.75	286.00	287.50	287.00	0.50	20	293.50	292.00	1.50	9806	15/12/98	29.31	9.81	20.00	6.96	217.85	1.32
Apex Food	100/5	135	375.25	370.25	374.50	377.25	(2.75)	-	-	400.00	-	9806	24/12/98	19.57	19.14	20.00	5.34	669.59	0.56
Bangas	100/5	-	-	-	-	136.75	-	-	-	-	-	9706	29/12/97	10.92	12.52	-	-	145.40	0.94
BD Plantation	100/5	-	-	-	-	810.00	-	-	-	-	-	9806	15/12/98	23.83	33.99	-	-	255.05	3.18
Bengal Biscuit	100/20	8,420	77.75	76.75	76.75	77.50	(0.75)	740	77.50	77.50	-	9706	29/3/98	26.31	2.92	-	-	234.32	0.33
Beximco Fisheries	100/20	720	104.00	103.00	103.25	103.25	-	-	-	104.75	-	9712	19/11/98	18.53	5.57	20.00	19.37	132.82	0.78
BLTC	100/5	-	-	-	-	770.00	-	-	-	-	-	9712	29/9/98	77.11	9.99	45.00	5.84	1,487.90	0.52
BATBC	10/50	7,250	120.00	115.60	118.50	115.20	3.30	50	116.00	112.50	3.50	9812	17/5/99	12.59	9.41	9.00	7.59	39.22	3.02
Chittagong Vegetable	100/10	10	81.00	81.00	81.00	82.00	(1.00)	400	80.75	85.25	(4.50)	9806	30/12/98	(5.22)	-	-	-	226.32	0.36
Dhaka Fisheries	100/50	1,100	104.00	103.75	103.75	103.75	-	-	-	120.25	-	9806	17/12/98	4.21	24.64	-	-	117.01	0.89
Dhaka Vegetable	100/5	50	45.00	45.00	45.00	47.50	(2.50)	-	-	-	-	9506	10/9/97	(5.33)	-	-	-	108.80	0.41
EL Cornelia	100/5	-	-	-	-	1,850.00	-	-	-	-	-	9612	11/10/97	(49.30)	-	-	-	(469.70)	-
Gachihata	100/50	3,500	49.50	49.00	49.25	49.50	(0.25)	-	-	49.50	-	9804	30/11/98	6.59	7.47	-	-	139.32	0.35
Gemini Sea Food	100/5	30	130.00	128.00	128.50	128.25	0.25	-	-	-	-	9709	12/12/98	12.87	9.98	10.00	7.78	108.50	1.18
Gulf Foods	100/50	16,500	129.75	123.00	124.75	127.00	(2.25)	-	-	131.25	-	9806	28/12/98	0.38	328.29	-	-	100.89	1.24
Hill Plantation	100/5	-	-	-	-	750.00	-	-	-	-	-	9806	15/12/98	145.92	5.14	15.00	2.00	430.72	1.74
Meghna Shrimp	100/20	14,600	85.25	84.00	84.25	84.25	-	5,880	84.25	84.75	(0.50)	9712	29/12/98	12.50	6.74	10.00	11.87	114.80	0.73
Meghna Vegetable Oil	100/50	5,450	108.00	104.75	106.25	105.75	0.50	-	-	106.00	-	9806	30/12/98	16.04	6.62	15.00	14.12	175.56	0.61
Modern Industries	100/5	5	58.00	58.00	58.00	54.50	3.50	-	-	-	-	9812	15/5/99	(15.43)	-	-	-	35.43	1.64
Mona Food	100/50	3,400	82.50	81.75	81.75	82.25	(0.50)	200	82.00	83.00	(1.00)	9806	29/12/98	6.71	12.18	5.00	6.12	109.24	0.75
NTC	100/5	-	-	-	-	481.00	-	-	-	377.00	-	9812	21/4/99	68.57	7.01	32.00	6.65	454.08	1.06
Rabeya Flour	10/50	-	-	-	-	-	-	-	-	-	-	9712	21/9/98	1.31	-	10.00	-	7.93	-
Rahima Food Corp.	100/50	1,000	50.75	50.75	50.75	51.00	(0.25)	200	50.50	52.00	(1.50)	9806	27/12/98	1.81	28.04	5.00	9.85	114.45	0.44
Raspit Food	100/50	435,950	221.00	167.00	171.75	190.25	(18.50)	-	-	156.00	-	9612	30/10/97	11.82	14.53	-	-	101.64	1.69
Rupon Oil	10/100	200	17.00	16.00	16.50	16.00	0.50	-	-	13.20	-	9706	12/8/98	0.11	150.00	-	-	32.14	0.51
Shyampur Sugar Mills	10/100	17,600	7.60	7.20	7.40	7.50	(0.10)	-	-	-	-	9706	31/3/98	(13.31)	-	-	-	(53.00)	-
Tripti Industries	100/5	530	75.00	74.00	74.75	74.75	-	50	74.50	74.75	(0.25)	9608	-	4.74	15.77	10.00	13.38	110.00	0.68
Tulip Dairy	100/5	113,620	275.00	236.00	239.00	265.50	(26.50)	-	-	-	-	9306	30/3/95	(35.14)	-	-	-	53.99	4.43
Yousuf Flour	10/50	-	-	-	-	-	-	-	-	-	-	9806	29/12/98	0.16	-	-	-	10.29	-
Zeal Bangla	10/50	21,100	7.50	7.30	7.40	7.50	(0.10)	-	-	-	-	9706	26/8/98	(7.46)	-	-	-	(36.50)	-
Fuel & Power																			
BOC	10/50	7,550	102.00	98.70	100.10	99.50	0.60	150	99.30	96.00	3.30	9808	1/2/99	7.79	12.85	3.80	3.80	48.08	2.08
Eastern Lubricant	10/50	-	-	-	-	140.00	-	-	-	-	-	9806	18/3/99	5.64	24.82	3.50	2.50	42.42	3.30
National Oxyg.	100/10	-	-	-	-	54.75	-	-	-	69.00	-	9606	30/6/97	(1,110.86)	-	-	-	(337.60)	-
Padma Oil	10/50	11,000	172.80	171.00	171.80	174.00	(2.20)	-	-	175.00	-	9806	21/3/99	16.55	10.38	4.50	2.62	80.57	2.13
Jute																			
Ahad Jute	100/10	-	-	-	-	-	-	-	-	-	-	9706	21/12/97	(5.28)	-	-	-	(372.90)	-
Islam Jute	100/5	-	-	-	-	106.00	-	-	-	-	-	9806	10/12/98	40.02	2.65	-	-	1,164.00	0.09
Jute Spinners	100/5	-	-	-	-	136.00	-	-	-	-	-	9806	31/3/99	29.55	4.60	15.00	11.03	724.38	0.19
Mutual Jute	100/5	-	-	-	-	-	-	-	-	-	-	9706	30/12/97	24.89	-	15.00	-	184.29	-
Northern Jute	10/200	46,600	33.00	30.00	31.50	32.40	(0.90)	-	-	-	-	9706	27/12/97	1.13	27.88	-	-	10.80	2.92
Safeh Carpet	10/200	23,600	5.40	5.30	5.30	5.30	-	-	-	-	-	9612	22/12/97	(12.81)	-	-	-	(104.30)	-
Sonali Ansh	100/5	-	-	-	-	225.00	-	-	-	-	-	9806	31/12/98	(33.65)	-	-	-	195.56	1.15
Textile																			
Al-Haj Textile	10/50	-	-	-	-	-	-	-	-	-	-	9706	24/12/97	1.56	-	10.00	-	11.76	-
Allitex Industries	100/50	2,600	48.50	47.50	47.75	48.25	(0.50)	600	48.50	49.00	(0.50)	9806	17/12/98	11.87	4.02	-	-	122.81	0.39
Anlima Yarn Dyeing	100/50	100	84.25	80.00	82.00	85.00	(3.00)	-	-	86.00	-	9806	30/12/98	15.26	5.37	10.00	12.20	105.24	0.78
Apex Spinning	100/20	120	107.00	107.00	107.00	106.00	1.00	-	-	108.00	-	9803	7/12/98	23.97	4.46	12.50	11.68	152.57	0.70

LEAGUE TABLE

Company Name	FV/ML	Market Performance										AGM		Financial Performance					
		Dhaka Stock Exchange						Chittagong Stock Exchange											
		Vol	Day's High	Day's Low	Day's Closing	Prev. Closing	Net Chg	Vol	Day's Closing	Prev. Closing	Net Chg	Year End	Date	EPS	P/E	DPS	Yield	NAV per Share	Price/ NAV
	Tk/nos	nos	Tk	Tk	Tk	Tk	Tk	nos	Tk	Tk	Tk	YM	D/M/Y	Tk	x	Tk	%	Tk	x
Pharma & Chemical																			
ACI	10/50	7,150	26.20	25.90	26.00	26.00	-	650	26.00	26.20	(0.20)	9812	20/5/99	3.26	7.98	2.50	9.62	30.87	0.84
Ambee Pharma	10/50	950	30.00	29.80	29.90	30.00	(0.10)	-	-	30.00	-	9712	12/9/98	2.40	12.46	2.50	8.36	11.48	2.60
Bangla Process	100/5	-	-	-	-	61.25	-	-	-	-	-	9706	28/12/97	3.26	18.79	-	-	148.65	0.41
BCIL	100/10	350	103.00	102.00	102.25	102.25	-	170	103.50	105.00	(1.50)	9806	17/12/98	14.63	6.99	10.00	9.78	146.68	0.70
Beximco Infusions	100/10	1,230	215.25	213.00	213.25	218.00	(4.75)	-	-	206.75	-	9712	15/11/98	45.80	4.66	25.00	11.72	160.03	1.33
Beximco Pharma	10/50	16,200	36.60	36.30	36.40	36.60	(0.20)	6,250	36.60	36.80	(0.20)	9712	10/12/98	8.25	4.41	3.00	8.24	64.37	0.57
Beximco Synthetics	100/20	1,200	147.50	146.75	147.00	147.50	(0.50)	340	148.75	148.50	0.25	9712	19/11/98	34.19	4.30	25.00	17.01	127.61	1.15
Glaxo Bangladesh	10/50	1,450	93.90	89.00	92.10	84.00	8.10	-	-	-	-	9812	20/5/99	6.56	14.04	3.00	3.26	45.60	2.02
Imam Button	100/50	27,450	95.00	91.50	91.75	94.50	(2.75)	200	93.00	95.25	(2.25)	9806	30/12/98	7.37	12.45	5.00	5.45	100.47	0.91
JH Chemical	100/50	11,600	130.00	125.00	125.50	128.25	(2.75)	500	125.50	129.00	(3.50)	9712	-	-	-	-	-	100.00	1.26
Kohinoor Chemicals	100/5	65	70.00	70.00	70.00	69.75	0.25	-	-	80.00	-	9406	27/2/95	(7.77)	-	-	-	(270.20)	-
Libra Pharma	100/20	120	285.00	266.50	270.75	315.50	(44.75)	480	250.50	245.00	5.50	9806	17/12/98	37.04	7.31	22.00	8.13	268.09	1.01
National Polymer	100/10	140	127.00	126.00	126.50	128.00	(1.50)	-	-	134.50	-	9706	29/9/97	38.82	3.26	20.00	15.81	169.44	0.75
Orion Infusion	100/20	-	-	-	-	40.75	-	-	-	34.43	-	9606	3/2/97	8.09	5.04	17.00	41.72	102.38	0.40
Perfume Chemical	100/50	2,100	62.50	62.00	62.00	62.50	(0.50)	400	62.75	63.25	(0.50)	9806	30/4/98	1.62	38.27	-	-	108.11	0.57
Petro Synthetic	10/50	1,000	18.80	18.80	18.80	19.30	(0.50)	-	-	-	-	9612	2/10/97	(10.66)	-	-	-	(41.17)	-
Pharma Aids	100/5	-	-	-	-	85.75	-	-	-	-	-	9806	27/12/98	(2.83)	-	-	-	114.78	0.75
Pharmaco	100/5	240	45.50	45.25	45.25	46.25	(1.00)	-	-	-	-	9806	31/3/99	2.75	16.45	-	-	61.34	0.74
Rahman Chemicals	100/10	620	41.75	41.00	41.50	42.50	(1.00)	-	-	-	-	9612	13/11/97	(11.71)	-	-	-	(47.06)	-
Reckitt & Colman	10/50	5,500	91.80	87.50	89.50	88.20	1.30	2,300	88.90	85.30	3.60	9901	17/5/99	9.07	9.87	3.00	3.35	28.54	3.14
Renata	100/5	-	-	-	-	378.00	-	-	-	-	-	9712	17/6/98	39.14	9.66	-	-	140.98	2.68
Square Pharma	100/20	1,360	632.00	625.00	627.00	622.50	4.50	-	-	616.50	-	9803	13/8/98	114.27	5.49	45.00	7.18	677.49	0.93
TBL	100/5	-	-	-	-	42.00	-	-	-	62.00	-	9712	30/7/98	(313.75)	-	-	-	(1,362.00)	-
The Ibnsina	100/10	40	155.00	155.00	155.00	159.25	(4.25)	-	-	159.25	-	9806	6/2/99	20.54	7.55	17.00	10.97	111.39	1.39
Wata Chemicals	100/20	140	149.00	149.00	149.00	155.00	(6.00)	-	-	165.00	-	9712	26/8/98	3.85	38.70