The Daily Star
BUSINESS

DHAKA THURSDAY, MAY 20, 1999

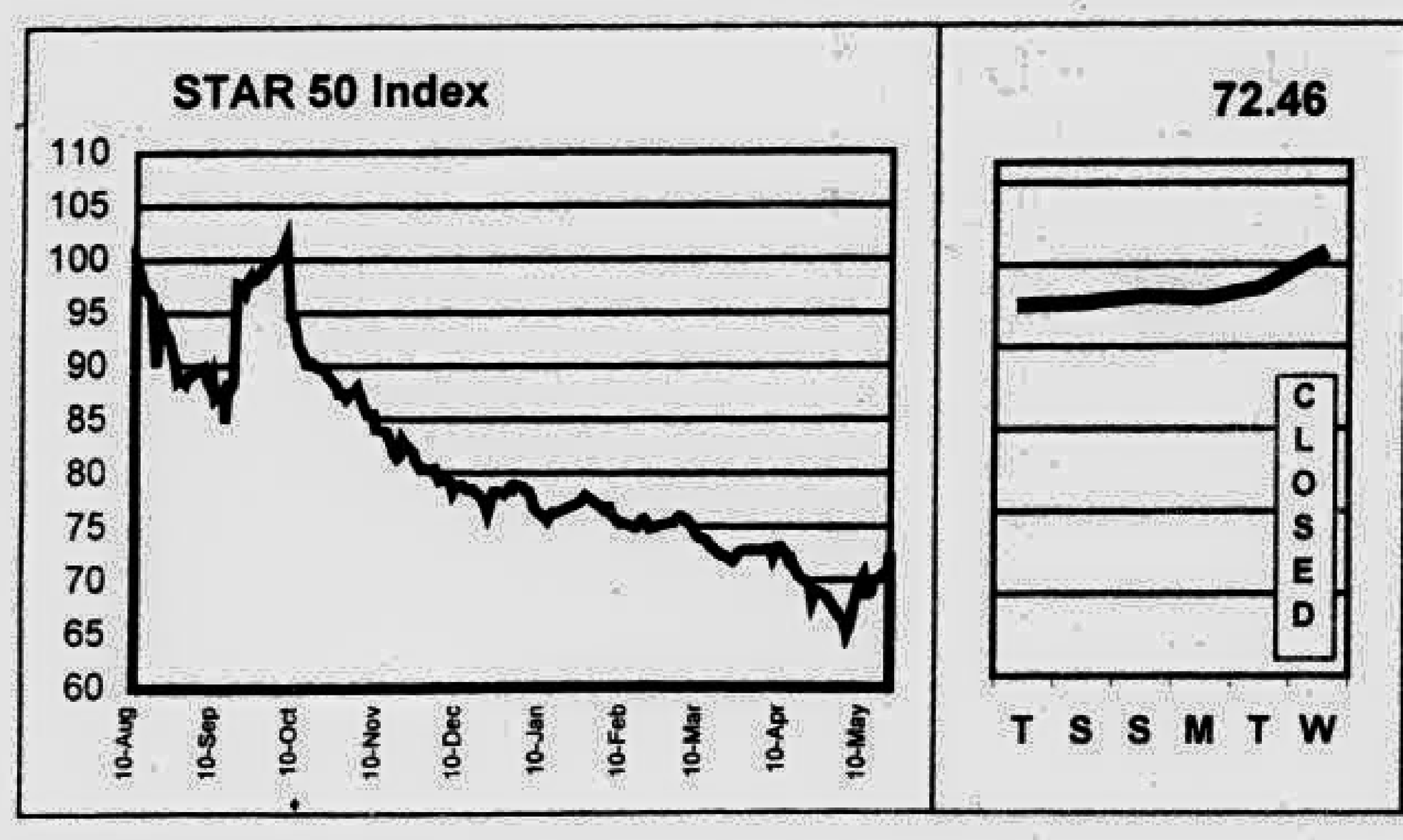

Fifty companies have been chosen for calculation of the **STAR 50 Index** based on their market capitalisation, liquidity, free float and corporate track record. The **Base Period** for the Index is **August 10, 1998**. The calculation has been done according to the widely used International Finance Corporation formula.

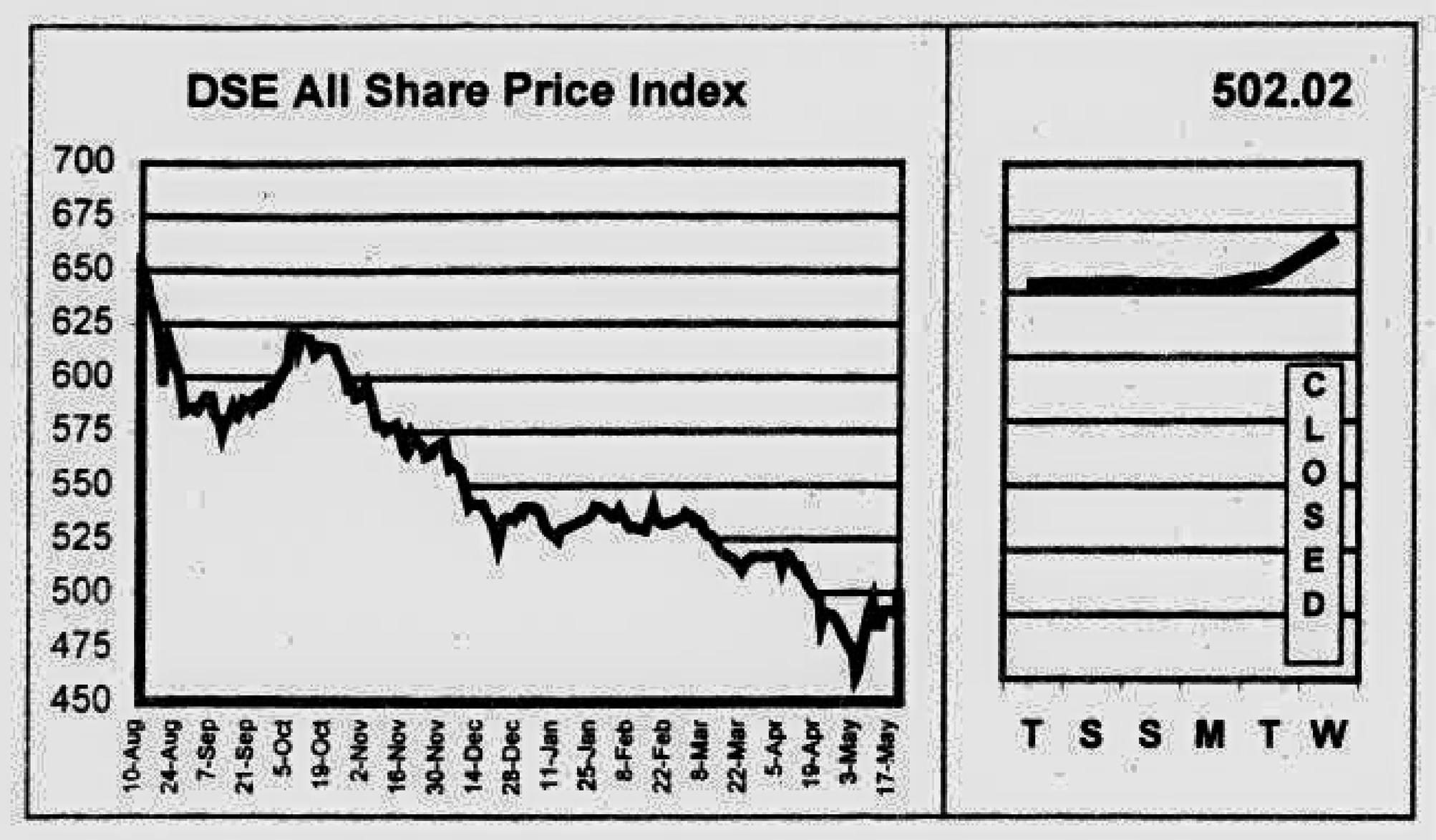

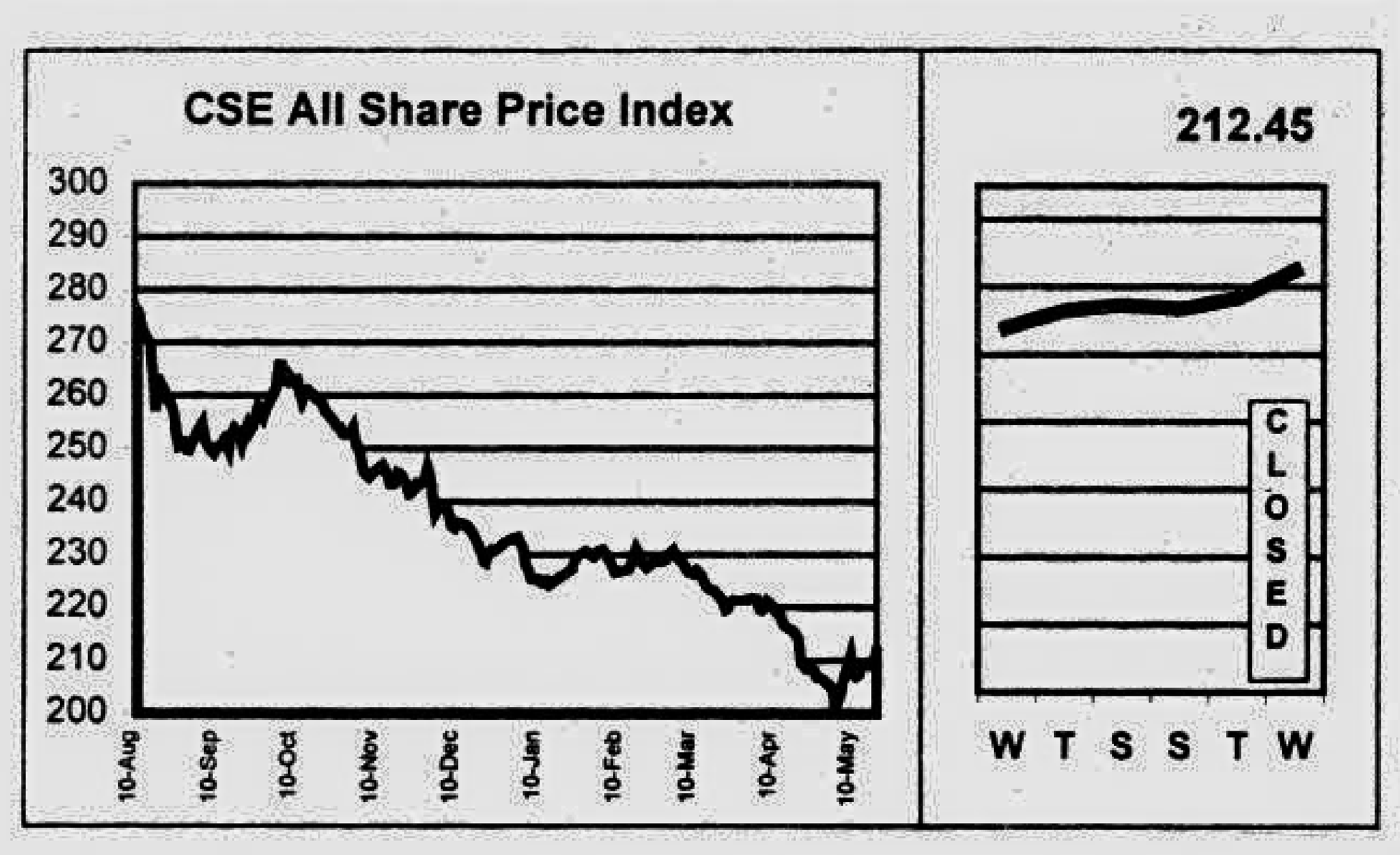

DAY'S MARKET

May 19, 1999

	DSE	CSE
All Share Price Index	502.02	212.45
Change in Index (pts)	8.35	2.44
Change in Index (%)	1.69%	1.16%
Market Capitalisation (cr Tk)	4,571.72	3,853.89
Market Capitalisation (mil US$)	952.44	802.89
Turnover Volume ('000)	1,863	311
Turnover Value (cr Tk)	13.62	2.63
No. of Issues Traded	148	59
No. of Issues Gained	89	38
No. of Issues Incurred Loss	43	17
No. of Issues Unchanged	16	4
Price Earning Ratio (x)	6.34	6.24
Dividend Yield (%)	8.49	9.03

DAY'S MARKET LEADERS

TURNOVER LEADERS

	DSE	Vol '000	Value Tkm		CSE	Vol '000	Value Tkm
1	GEM Knit	269	30.80	1	Samorita Hosp	74	11.55
2	Samorita Hosp	181	28.20	2	J H Chemi	32	4.49
3	Samata Leather	150	11.44	3	GEM Knit	10	1.22
4	Dynamic Tex	153	8.56	4	Samata Leather	13	0.96
5	Tulip Dairy	36	7.64	5	Perfume Chemi	10	0.72
6	Gulf Food	37	5.08	6	Saiham Tex	6	0.61
7	Sinobangla	281	4.21	7	Sinobangla	36	0.53
8	J H Chemi	30	4.19	8	Beximco Pharma	11	0.44
9	Perfume Chemi	31	2.12	9	Bengal Biscuits	4	0.37
10	Paragon Leather	35	1.95	10	Dynamic Tex	6	0.33

CAPITAL GAINERS

	DSE	Vol '000	Change %		CSE	Vol '000	Change %
1	Samata Leather	150.00	14.66	1	BD Thai Alum	0.01	16.49
2	ULC	0.04	9.89	2	GQ Ball Pen	0.10	16.13
3	Pharma Aids	0.01	9.28	3	Rupali Ins	0.04	13.89
4	Karnaphuli Ins	0.58	8.37	4	Samata Leather	12.75	11.07
5	Singer BD	0.92	6.83	5	Beximco Denim	0.45	9.82
6	BATBC	2.55	5.98	6	Uttara Finance	0.10	7.27
7	Padma Tex	0.32	5.72	7	AMCL (Pran)	0.01	7.16
8	Chittagong Vege	0.05	5.63	8	Lexco Ltd	0.11	6.37
9	Glaxo Welcome	0.35	4.98	9	BATBC	0.25	4.83
10	Stylecraft	0.01	4.94	10	Samorita Hosp	74.15	4.01

CAPITAL LOSERS

	DSE	Vol '000	Change %		CSE	Vol '000	Change %
1	GEM Knit	269.00	(11.92)	1	GEM Knit	10.20	(8.24)
2	Rahim Tex	0.05	(10.00)	2	M Hossain Gar	0.10	(4.76)
3	National Oxygen	0.05	(9.71)	3	Usmania Glass	0.01	(4.55)
4	Sonali Paper	0.20	(6.10)	4	Wonderland Toys	0.05	(3.28)
5	Mithun Corpn	19.96	(5.35)	5	Confid Cement	0.02	(1.52)
6	Green Delta	0.03	(5.13)	6	Sajib Knit	0.30	(1.46)
7	Sonargaon Tex	0.15	(4.44)	7	Alltex Ind	0.30	(1.01)
8	Alpha Tobacco	0.05	(4.00)	8	Imam Button	0.45	(0.76)
9	Tulip Dairy	36.10	(3.75)	9	BEXIMCO	0.10	(0.66)
10	Pharmaco	0.10	(3.50)	10	Tripti Industry	0.05	(0.64)

LEAGUE TABLE

Company Name	FV/ML Tk/nos	DSE Vol nos	DSE Day's High Tk	DSE Day's Low Tk	DSE Day's Closing Tk	DSE Prev. Closing Tk	DSE Net Chg Tk	CSE Vol nos	CSE Day's Closing Tk	CSE Prev. Closing Tk	CSE Net Chg Tk	AGM Year End YM	AGM Date D/M/Y	EPS Tk	P/E x	DPS Tk	Yield %	NAV per Share Tk	Price/NAV x
Banks																			
Al-Arafa	1000/5	160	1,068.00	1,053.25	1,061.50	1,054.25	7.25	-	-	1,041.00	-	9803	-	312.89	3.39	-	-	1,318.80	0.80
Al Baraka Bank	1000/1	-	-	-	-	860.00	-	-	-	-	-	9712	1/12/98	(624.64)	-	-	-	1,061.40	0.81
Arab Bangladesh Bank	100/5	5	92.00	92.00	92.00	90.75	1.25	-	-	95.00	-	9712	12/9/98	24.03	3.83	10.00	10.87	177.92	0.52
City Bank	100/5	-	-	-	-	114.75	-	-	-	115.00	-	9712	14/12/98	55.66	2.06	-	-	264.45	0.43
Eastern Bank	100/20	-	-	-	-	110.00	-	-	-	-	-	9712	12/11/98	57.14	1.93	-	-	159.58	0.69
IDLC	100/20	120	420.00	412.00	417.00	410.50	6.50	40	412.50	405.00	7.50	9712	2/6/98	59.60	7.00	30.00	7.19	214.74	1.94
IFIC Bank	100/5	150	104.00	104.00	104.00	105.50	(1.50)	-	-	97.00	-	9612	27/7/98	20.29	5.13	-	-	203.96	0.51
Islami Bank	1000/1	13	2,180.00	2,100.00	2,135.75	2,077.25	58.50	-	-	2,000.00	-	9712	20/8/98	322.18	6.63	210.00	9.83	3,925.20	0.54
National Bank	100/20	500	56.00	55.50	55.50	55.00	0.50	100	56.00	55.75	0.25	9712	24/11/98	43.47	1.28	-	-	261.19	0.21
Pubali Bank	100/5	-	-	-	-	105.00	-	-	-	95.00	-	9712	29/11/98	262.14	0.40	-	-	323.20	0.32
Rupali Bank	100/10	-	-	-	-	70.00	-	-	-	83.00	-	9712	20/3/99	0.81	86.42	-	-	143.23	0.49
UC[illegible]	100/5	-	-	-	-	65.00	-	-	-	72.00	-	9612	27/8/97	34.66	1.88	-	-	198.58	0.33
United Leasing	100/20	40	650.00	650.00	650.00	591.50	58.50	-	-	-	-	9712	27/5/98	91.23	7.12	24.00	3.69	356.91	1.82
Uttara Bank	100/5	-	-	-	-	77.25	-	-	-	-	-	9712	24/11/98	4.98	15.51	-	-	304.72	0.25
Uttara Finance	100/50	850	180.00	172.00	175.75	171.00	4.75	100	177.00	165.00	12.00	9712	30/6/98	12.83	13.70	10.00	5.69	106.12	1.66
Investment																			
1st BSRS MF	100/50	500	66.00	64.00	64.75	64.00	0.75	-	-	69.00	-	-	-	-	-	-	-	-	-
1st ICB MF	100/5	-	-	-	-	1,010.00	-	-	-	1,800.00	-	9806	21/10/98	119.44	8.46	70.00	6.93	359.74	2.81
2nd ICB MF	100/5	-	-	-	-	410.00	-	-	-	425.00	-	9806	21/10/98	10.49	39.08	30.00	7.32	141.57	2.90
3rd ICB MF	100/5	50	325.00	310.00	314.75	304.25	10.50	-	-	282.00	-	9806	21/10/98	18.69	16.84	35.00	11.12	234.79	1.34
4th ICB MF	100/10	-	-	-	-	270.00	-	-	-	270.00	-	9806	21/10/98	27.81	9.71	32.00	11.85	167.65	1.61
5th ICB MF	100/10	10	218.75	218.75	218.75	218.75	-	-	-	300.00	-	9806	21/10/98	16.93	12.92	22.00	10.06	134.46	1.63
6th ICB MF	100/10	200	138.00	133.00	136.50	132.50	4.00	-	-	136.00	-	9806	21/10/98	9.39	14.54	18.00	13.19	135.10	1.01
7th ICB MF	100/50	-	-	-	-	117.75	-	-	-	110.25	-	9806	21/10/98	6.72	17.52	14.00	11.89	119.42	0.99
8th ICB MF	100/50	300	107.25	105.00	106.25	106.75	(0.50)	-	-	104.25	-	9806	21/10/98	3.35	31.72	12.00	11.29	116.60	0.91
ICB	100/5	5	178.00	178.00	178.00	178.00	-	-	-	175.00	-	9806	21/10/98	22.06	8.07	7.00	3.93	285.84	0.62
Engineering																			
Aftab Automobile	100/5	315	164.50	161.00	162.50	161.50	1.00	-	-	161.00	-	9808	17/12/98	27.55	5.90	16.00	9.85	237.80	0.68
Anwar Galvanizing	100/50	100	141.00	140.00	140.50	139.00	1.50	-	-	133.00	-	9706	30/3/98	21.44	6.55	15.00	10.68	106.44	1.32
Atlas Bangladesh	10/50	-	-	-	-	134.20	-	-	-	-	-	9806	24/12/98	23.77	5.65	5.00	3.73	78.70	1.71
Aziz Pipe	100/5	70	472.25	465.00	470.25	469.25	1.00	-	-	500.00	-	9712	30/7/98	13.53	34.76	15.00	3.19	544.82	0.86
BD Autocars	100/5	310	79.50	75.00	78.50	78.00	0.50	360	77.75	77.00	0.75	9706	30/12/97	11.69	6.72	-	-	130.72	0.60
BD Lamps	100/5	110	515.00	486.00	506.25	495.75	10.50	-	-	460.00	-	9712	9/9/98	34.88	14.51	30.00	5.93	243.81	2.08
BEMCO	100/10	-	-	-	-	43.25	-	-	-	-	-	9712	30/12/98	(30.96)	-	-	-	76.67	0.56
Bengal Steel	10/50	-	-	-	-	1,113.70	-	-	-	-	-	9612	27/9/97	(1.40)	-	-	-	2.34	475.94
Eastern Cables	100/5	1,700	105.75	104.00	104.75	106.25	(1.50)	-	-	105.00	-	9706	30/3/98	7.68	13.64	-	-	137.77	0.76
Karim Pipe	100/5	150	80.25	78.00	78.75	77.75	1.00	-	-	-	-	9712	24/12/98	(22.77)	-	-	-	58.60	1.34
Kay & Que	100/50	-	-	-	-	139.50	-	-	-	200.00	-	9612	28/9/97	10.99	12.69	12.50	8.96	119.00	1.17
Metalex Corp.	100/5	-	-	-	-	91.00	-	-	-	-	-	9506	24/4/96	(562.54)	-	-	-	(3,101.00)	-
Monno Jute Staffler	100/5	-	-	-	-	240.00	-	-	-	-	-	9712	1/12/98	22.69	10.58	20.00	8.33	228.48	1.05
Monno Jutex	100/5	-	-	-	-	929.00	-	-	-	-	-	9806	2/12/98	101.90	9.12	75.00	8.07	689.99	1.35
National Tubes	100/10	-	-	-	-	408.00	-	-	-	-	-	9806	21/4/99	108.33	3.77	30.00	7.35	(11.26)	-
Olympic Industries	100/5	1,065	133.75	131.75	133.00	132.25	0.75	25	133.00	132.00	1.00	9703	22/12/97	19.22	6.92	20.00	15.04	184.61	0.72
Quasem Drycell	10/50	30,900	17.60	17.40	17.50	17.30	0.20	12,100	17.50	17.30	0.20	9806	10/12/98	1.77	9.89	2.00	11.43	26.33	0.66
[illegible] Jajnes.	100/5	-	-	-	-	80.00	-	-	-	-	-	9806	31/12/98	(15.46)	-	-	-	(21.96)	-
Singer Bangladesh	100/5	915	1,230.00	1,155.00	1,224.50	1,146.25	78.25	-	-	-	-	9801	21/5/98	93.37	13.11	60.00	4.90	164.06	7.46
Thai Aluminum	100/10	20	223.75	223.75	223.75	216.25	7.50	10	219.00	188.00	31.00	9712	24/9/98	34.04	6.57	10.00	4.47	154.18	1.45
Wonderland Toys	100/50	2,600	57.75	56.25	57.25	57.25	-	50	59.00	61.00	(2.00)	9806	9/12/98	(11.25)	-	-	-	87.77	0.65
Food & Allied																			
AB Biscuit	100/5	-	-	-	-	70.00	-	-	-	-	-	9506	30/12/95	(26.78)	-	-	-	238.76	0.29
Alpha Tobacco	10/50	50	57.60	57.60	57.60	60.00	(2.40)	-	-	-	-	9810	9/4/99	7.32	7.87	5.25	9.11	77.96	0.74
Amam Sea Food	100/5	5	268.25	268.25	268.25	268.25	-	-	-	-	-	9806	7/12/98	(18.37)	-	-	-	1.03	260.44
AMCL (Pran)	100/10	700	290.00	285.50	288.75	286.75	2.00	10	292.00	272.50	19.50	9806	15/12/98	29.31	9.85	20.00	6.93	217.85	1.33
Apex Food	100/5	330	367.00	360.00	363.75	363.75	-	-	-	375.00	-	9806	24/12/98	19.57	18.59	20.00	5.50	669.59	0.54
Bangas	100/5	135	160.00	158.00	159.00	154.00	5.00	-	-	-	-	9706	29/12/97	10.92	14.56	-	-	145.40	1.09
BD Plantation	100/5	-	-	-	-	810.00	-	-	-	-	-	9806	15/12/98	23.83	33.99	-	-	255.05	3.18
Bengal Biscuit	100/20	9,240	86.50	85.00	85.25	85.50	(0.25)	4,340	85.50	86.00	(0.50)	9706	29/3/98	26.31	3.24	-	-	234.32	0.36
Beximco Fisheries	100/20	1,440	105.75	104.00	104.75	105.00	(0.25)	-	-	106.25	-	9712	19/11/98	18.53	5.65	20.00	19.09	132.82	0.79
BLTC	100/5	-	-	-	-	770.00	-	-	-	-	-	9712	29/9/98	77.11	9.99	45.00	5.84	1,487.90	0.52
BATBC	10/50	2,550	112.50	103.00	109.90	103.70	6.20	250	106.40	101.50	4.90	9812	17/5/99	12.59	8.73	9.00	8.19	39.22	2.80
Chittagong Vegetable	100/10	50	84.50	84.50	84.50	80.00	4.50	10	82.00	81.00	1.00	9806	30/12/98	(5.22)	-	-	-	226.32	0.37
Dhaka Fisheries	100/50	9,300	116.50	115.00	115.25	115.75	(0.50)	-	-	120.25	-	9806	17/12/98	4.21	27.38	-	-	117.01	0.98
Dhaka Vegetable	100/5	20	45.75	45.75	45.75	46.25	(0.50)	-	-	-	-	9506	10/9/97	(5.33)	-	-	-	108.80	0.42
EL Camelia	100/5	-	-	-	-	1,850.00	-	-	-	-	-	9612	11/10/97	(49.30)	-	-	-	(469.70)	-
Gachihata	100/50	300	50.50	50.25	50.25	50.00	0.25	-	-	50.75	-	9804	30/11/98	6.59	7.63	-	-	139.32	0.36
Gemini Sea Food	100/5	-	-	-	-	135.00	-	-	-	-	-	9709	12/12/98	12.87	10.49	10.00	7.41	108.50	1.24
Gulf Foods	100/50	37,250	141.50	136.00	136.50	138.75	(2.25)	150	138.00	138.75	(0.75)	9806	28/12/98	0.38	359.21	-	-	100.89	1.35
Hill Plantation	100/5	-	-	-	-	750.00	-	-	-	-	-	9806	15/12/98	145.92	5.14	15.00	2.00	430.72	1.74
Meghna Shrimp	100/20	11,320	94.75	93.50	94.25	94.00	0.25	820	94.00	94.25	(0.25)	9712	29/12/98	12.50	7.54	10.00	10.61	114.80	0.82
Meghna Vegetable Oil	100/50	600	104.25	104.00	104.00	103.00	1.00	-	-	112.00	-	9806	30/12/98	16.04	6.48	15.00	14.42	175.56	0.59
Modern Industries	100/5	-	-	-	-	74.25	-	-	-	-	-	9812	15/5/99	(15.43)	-	-	-	35.43	2.10
Mona Food	100/50	9,200	95.75	94.75	95.50	94.75	0.75	200	95.50	95.75	(0.25)	9806	29/12/98	6.71	14.23	5.00	5.24	109.24	0.87
NTC	100/5	195	505.00	490.00	501.50	479.50	22.00	-	-	377.00	-	9812	21/4/99	68.57	7.31	32.00	6.38	454.08	1.10
Rabeya Flour	10/50	-	-	-	-	-	-	-	-	-	-	9712	21/9/98	1.31	-	10.00	-	7.93	-
Rahima Food Corp.	100/50	1,200	52.50	52.00	52.00	52.00	-	100	52.25	52.00	0.25	9806	27/12/98	1.81	28.73	5.00	9.62	114.45	0.45
Rasplt Food	100/50	500	155.75	153.00	153.50	154.50	(1.00)	-	-	156.00	-	9612	30/10/97	11.82	12.99	-	-	101.64	1.51
Rupon Oil	10/100	1,300	20.40	19.40	19.90	20.10	(0.20)	-	-	21.50	-	9706	12/6/98	0.11	180.91	-	-	32.14	0.62
Shyampur Sugar Mills	10/100	900	8.00	7.90	7.90	8.00	(0.10)	-	-	-	-	9706	31/3/98	(13.31)	-	-	-	(53.00)	-
Tripti Industries	100/5	595	78.00	77.25	77.25	78.00	(0.75)	50	77.25	77.75	(0.50)	9808	-	4.74	16.30	10.00	12.94	110.00	0.70
Tulip Dairy	100/5	36,100	227.50	210.25	211.50	219.75	(8.25)	-	-	-	-	9306	30/3/95	(35.14)	-	-	-	53.99	3.92
Yousuf Flour	10/50	-	-	-	-	-	-	-	-	-	-	9806	29/12/98	0.16	-	-	-	10.29	-
Zeal Bangla	10/50	4,300	8.90	8.80	8.80	8.80	-	-	-	-	-	9706	26/8/98	(7.46)	-	-	-	(36.50)	-
Fuel & Power																			
BOC	10/50	5,800	95.40	94.00	95.00	92.30	2.70	-	-	89.00	-	9808	1/2/99	7.79	12.20	3.80	4.00	48.08	1.98
Eastern Lubricant	10/50	-	-	-	-	144.50	-	-	-	-	-	9806	18/3/99	5.64	25.62	3.50	2.42	42.42	3.41
National Oxyg.	100/10	50	62.75	62.75	62.75	69.50	(6.75)	-	-	69.00	-	9606	30/6/97	(1,110.86)	-	-	-	(337.60)	-
Padma Oil	10/50	5,000	173.00	170.00	170.10	170.00	0.10	-	-	184.80	-	9806	21/3/99	16.55	10.28	4.50	2.65	80.57	2.11
Jute																			
Ahad Jute	100/10	-	-	-	-	-	-	-	-	-	-	9706	21/12/97	(5.28)	-	-	-	(372.90)	-
Islam Jute	100/5	-	-	-	-	106.00	-	-	-	-	-	9806	10/12/98	40.02	2.65	-	-	1,164.00	0.09
Jute Spinners	100/5	-	-	-	-	130.00	-	-	-	-	-	9806	31/3/99	29.55	4.40	15.00	11.54	724.38	0.18
Mutual Jute	100/5	-	-	-	-	-	-	-	-	-	-	9706	30/12/97	24.89	-	15.00	-	184.29	-
Northern Jute	10/200	51,000	26.50	24.40	25.70	24.50	1.20	-	-	-	-	9706	27/12/97	1.13	22.74	-	-	10.80	2.38
Saleh Carpet	10/200	118,400	6.00	5.70	5.70	5.90	(0.20)	-	-	-	-	9612	22/12/97	(12.81)	-	-	-	(104.30)	-
Sonali Ansh	100/5	-	-	-	-	290.00	-	-	-	-	-	9806	31/12/98	(33.65)	-	-	-	195.56	1.48
Textile																			
Al-Haj Textile	10/50	-	-	-	-	-	-	-	-	-	-	9706	24/12/97	1.56	-	10.00	-	11.76	-
Alltex Industries	100/50	2,450	49.75	49.00	49.00	49.25	(0.25)	300	49.25	49.75	(0.50)	9806	17/12/98	11.87	4.13	-	-	122.81	0.40
Anima Ya[illegible] Dyeing	100/50	800	88.50	85.00	87.50	85.25	2.25	600	87.00	86.00	1.00	9806	30/12/98	15.26	5.73	10.00	11.43	105.24	0.83
Apex Spinning	100/20	240	111.50	108.75	109.00	109.00	-	-	-	108.00	-	9803	7/12/98	23.97	4.55	12.50	11.47	152.57	0.71

LEAGUE TABLE

Company Name	FV/ML Tk/nos	DSE Vol nos	DSE Day's High Tk	DSE Day's Low Tk	DSE Day's Closing Tk	DSE Prev. Closing Tk	DSE Net Chg Tk	CSE Vol nos	CSE Day's Closing Tk	CSE Prev. Closing Tk	CSE Net Chg Tk	AGM Year End YM	AGM Date D/M/Y	EPS Tk	P/E x	DPS Tk	Yield %	NAV per Share Tk	Price/NAV x
Apex Weaving	100/50	750	50.75	49.75	50.00	49.75	0.25	200	50.00	49.25	0.75	9806	10/12/98	(7.32)	-	-	-	90.54	0.55
Arbee Textile	100/10	-	-	-	-	81.00	-	-	-	-	-	9712	28/6/98	(59.13)	-	-	-	(78.92)	-
Ashraf Textile	10/50	33,300	14.60	14.40	14.40	14.50	(0.10)	8,900	14.40	14.40	-	9706	28/12/97	0.50	28.80	1.50	10.42	30.08	0.48
BD Dyeing	100/20	-	-	-	-	127.00	-	-	-	125.00	-	9612	27/9/97	45.93	2.77	15.00	11.81	158.99	0.80
BD Zipper	100/50	700	98.00	92.25	96.25	97.50	(1.25)	150	97.75	97.00	0.75	9806	17/12/98	17.85	5.39	11.00	11.43	110.15	0.87
Beximco Denims	100/50	1,750	213.00	208.50	210.25	208.00	2.25	450	209.75	191.00	18.75	9712	5/11/98	43.37	4.85	30.00	14.27	125.04	1.68
Beximco Knitting	100/20	320	135.00	133.00	134.75	133.25	1.50	-	-	135.25	-	9712	15/11/98	29.60	4.55	20.00	14.84	116.51	1.16
Beximco Textile	100/50	1,350	126.75	125.75	126.25	126.00	0.25	300	125.00	122.25	2.75	9712	8/11/98	27.11	4.66	5.00	3.96	112.80	1.12
Chic Tex	10/500	73,500	7.90	7.80	7.80	7.80	-	20,500	7.80	7.80	-	9806	17/12/98	0.24	32.50	0.50	6.41	10.27	0.76
CMC-Kamal	100/50	-	-	-	-	55.00	-	-	-	78.00	-	9812	8/4/99	5.10	10.78	5.00	9.09	100.10	0.55
Dandy Dyeing	100/50	50	47.75	47.75	47.75	48.00	(0.25)	-	-	-	-	9612	30/9/97	(21.99)	-	-	-	59.93	0.80
Delta Millers	100/20	12,140	66.50	65.50	66.00	66.25	(0.25)	4,020	66.00	66.00	-	9806	30/12/98	2.63	25.10	-	-	118.80	0.56
Desh Garments	100/10	-	-	-	-	63.00	-	-	-	-	-	9806	2/12/98	7.96	7.91	-	-	106.20	0.59
Dulamia Cotton	100/10	-	-	-	-	42.25	-	-	-	45.00	-	9806	31/12/98	(67.33)	-	-	-	106.24	0.40
Dynamic Textile	100/20	152,860	58.25	55.25	56.00	57.25	(1.25)	5,760	56.75	57.00	(0.25)	9609	7/9/97	(7.18)	-	-	-	104.83	0.53
Eagle Star Textile	10/50	2,400	9.50	9.00	9.20	9.20	-	19,000	9.40	9.20	0.20	9806	23/12/98	0.54	17.04	-	-	20.52	0.45
GEM Knitwear	100/50	269,000	138.25	112.50	114.50	130.00	(15.50)	10,200	119.75	130.50	(10.75)	9612	-	-	-	-	-	100.00	1.15
GMG Industrial Corp.	10/50	-	-	-	-	22.50	-	-	-	106.00	-	9706	29/12/97	(4.22)	-	-	-	(41.00)	-
HR Textile	100/50	250	65.50	65.00	65.00	65.00	-	-	-	66.00	-	9709	29/12/97	8.17	7.96	12.50	19.23	130.94	0.50
M. Hossain Garments	100/50	-	-	-	-	59.75	-	100	60.00	63.00	(3.00)	9606	24/12/97	5.20	11.49	15.00	25.10	116.99	0.51
Mita Textile	100/20	1,600	53.75	53.00	53.00	53.50	(0.50)	940	54.50	52.75	1.75	9806	7/12/98	3.68	14.40	5.00	9.43	116.11	0.46
Mithun Knitting	100/20	19,960	76.00	70.25	70.75	74.75	(4.00)	-	-	-	-	9806	18/12/98	6.19	11.43	12.00	16.96	118.04	0.60
Modern Dyeing	100/5	5	78.25	78.25	78.25	78.00	0.25	-	-	-	-	9806	17/12/98	2.34	33.44	5.00	6.39	102.35	0.76
Monno Fabrics	100/50	1,500	78.50	77.50	77.75	76.25	1.50	-	-	76.75	-	9712	10/12/98	-	-	-	-	135.22	0.57
Padma Textile	100/20	320	195.00	179.00	189.50	179.25	10.25	-	-	170.00	-	9712	8/11/98	48.18	3.93	25.00	13.19	229.44	0.83
Prime Textile	100/50	750	54.00	53.00	53.50	53.50	-	-	-	54.00	-	9806	20/3/99	(13.80)	-	-	-	290.99	0.18
Quasem Silk	10/100	10,100	16.60	16.20	16.30	16.50	(0.20)	-	-	-	-	9709	21/6/98	0.14	116.43	-	-	(4.25)	-
Quasem Textile	10/50	15,800	14.20	13.90	13.90	14.00	(0.10)	-	-	-	-	9709	21/6/98	(2.56)	-	-	-	(78.16)	-
Rahim Textile	100/5	50	44.00	41.00	42.75	47.50	(4.75)	-	-	-	-	9806	24/3/99	(13.54)	-	-	-	(28.17)	-
Saiham Textile	100/10	620	95.00	93.00	93.50	93.00	0.50	6,480	93.75	93.00	0.75	9806	19/11/98	21.60	4.33	10.00	10.70	120.17	0.78
Sajib Knitwear	100/50	8,050	85.75	82.50	84.25	84.50	(0.25)	300	84.25	85.50	(1.25)	9806	17/12/98	5.09	16.55	5.00	5.93	102.65	0.82
Sonargaon Textile	100/50	150	86.25	86.00	86.00	90.00	(4.00)	-	-	94.00	-	9712	29/9/98	35.66	2.41	8.00	9.30	173.53	0.50
Sreepur Textile	100/50	-	-	-	-	50.50	-	-	-	52.00	-	9712	24/9/98	(1.86)	-	-	-	99.87	0.51
STM	100/5	-	-	-	-	70.00	-	-	-	-	-	9612	30/9/97	(26.47)	-	-	-	394.11	0.18
Stylecraft	100/5	10	1,180.00	1,180.00	1,180.00	1,124.50	55.50	-	-	-	-	9806	11/12/98	195.16	6.05	20.00	1.69	799.21	1.48
Tallu Spinning	100/10	-	-	-	-	67.00	-	-	-	-	-	9806	18/12/98	6.02	11.13	-	-	123.41	0.54
Tamijuddin Textile	100/10	-	-	-	-	45.50	-	-	-	51.25	-	9706	24/12/97	(7.74)	-	-	-	81.92	0.56
Pharma & Chemical																			
ACI	10/50	20,750	26.50	26.00	26.40	25.90	0.50	12,300	26.00	25.90	0.10	9712	23/7/98	3.73	7.08	3.00	11.36	39.36	0.67
Ambee Pharma	10/50	800	29.50	29.00	29.10	29.00	0.10	-	-	29.30	-	9712	12/9/98	2.40	12.13	2.50	8.59	11.48	2.53
Bangla Process	100/5	60	58.00	58.00	58.00	58.00	-	-	-	-	-	9706	28/12/97	3.26	17.79	-	-	148.65	0.39
BCIL	100/10	520	104.75	102.75	103.75	103.25	0.50	-	-	101.00	-	9806	17/12/98	14.63	7.09	10.00	9.64	146.68	0.71
Beximco Infusions	100/10	2,140	235.00	225.75	227.50	231.25	(3.75)	-	-	235.00	-	9712	15/11/98	45.80	4.97	25.00	10.99	160.03	1.42
Beximco Pharma	10/50	44,650	38.20	37.60	38.10	37.60	0.50	11,450	38.00	37.50	0.50	9712	10/12/98	8.25	4.62	3.00	7.87	64.37	0.59
Beximco Synthetics	100/20	4,140	152.75	150.00	151.75	151.00	0.75	-	-	150.00	-	9712	19/11/98	34.19	4.44	25.00	16.47	127.61	1.19
Glaxo Bangladesh	10/50	350	72.00	71.50	71.70	68.30	3.40	-	-	-	-	9612	30/4/98	6.78	10.58	2.75	3.84	42.45	1.69
Imam Button	100/50	8,250	98.50	97.00	97.25	98.00	(0.75)	450	97.50	98.25	(0.75)	9806	30/12/98	7.37	13.20	5.00	5.14	100.47	0.97
JH Chemical	100/50	29,950	142.75	139.00	140.00	140.50	(0.50)	31,650	141.75	141.25	0.50	9712	-	-	-	-	-	100.00	1.40
Kohinoor Chemicals	100/5	365	72.75	70.00	71.00	72.00	(1.00)	-	-	80.00	-	9406	27/2/95	(7.77)	-	-	-	(270.20)	-
Libra Pharma	100/20	660	290.00	275.00	283.50	284.50	(1.00)	-	-	245.00	-	9806	17/12/98	37.04	7.65	22.00	7.76	268.09	1.06
National Polymer	100/10	390	128.75	126.00	126.50	126.50	-	-	-	143.00	-	9706	29/9/97	38.82	3.26	20.00	15.81	169.44	0.75
Orion Infusion	100/20	-	-	-	-	40.75	-	-	-	34.43	-	9806	3/2/97	8.09	5.04	17.00	41.72	102.38	0.40
Perfume Chemical	100/50	30,900	70.00	66.25	68.75	67.00	1.75	10,450	68.50	67.25	1.25	9806	30/4/98	1.62	42.44	-	-	108.11	0.64
Petro Synthetic	10/50	300	19.00	17.50	18.00	18.50	(0.50)	-	-	-	-	9612	2/10/97	(10.66)	-	-	-	(41.17)	-
Pharma Aids	100/5	5	103.00	103.00	103.00	94.25	8.75	-	-	-	-	9806	27/12/98	(2.83)	-	-	-	114.78	0.90
Pharmaco	100/5	100	49.00	47.50	48.25	50.00	(1.75)	-	-	-	-	9806	31/3/99	2.75	17.55	-	-	61.34	0.79
Rahman Chemicals	100/10	270	43.00	42.50	42.50	42.00	0.50	-	-	-	-	9612	13/11/97	(11.71)	-	-	-	(47.06)	-
Reckitt & Colman	10/50	1,150	80.50	76.00	79.60	76.00	3.60	650	74.80	74.00	0.80	9901	17/5/99	9.07	8.78	3.00	3.77	28.54	2.79
Renata	100/5	45	388.75	383.00	385.00	386.00	(1.00)	-	-	-	-	9712	17/6/98	39.14	9.84	-	-	140.98	2.73
Square Pharma	100/20	940	640.00	633.50	636.00	631.50	4.50	40	633.00	632.00	1.00	9803	13/8/98	114.27	5.57	45.00	7.08	677.49	0.94
TBL	100/5	-	-	-	-	35.75	-	-	-	62.00	-	9712	30/7/98	(313.75)	-	-	-	(1,362.00)	-
The Ibnsina	100/10	120	155.00	154.00	154.75	152.25	2.50	10	145.00	145.00	-	9806	6/2/99	20.54	7.53	17.00	10.99	111.39	1.39
Wata Chemicals	100/20	-	-	-	-	149.50	-	-	-	165.00	-	9712	26/8/98	3.85	38.83	10.00	6.69	190.18	0.79
Paper & Printing																			
Azadi Printers	100/10	-	-	-	-	-	-	-	-	5.00	-	9606	24/12/97	(13.46)	-	-	-	(393.60)	-
Eagle Box	10/50	-	-	-	-	36.00	-	-	-	-	-	9606	9/11/98	(36.11)	-	-	-	(218.70)	-
MAQ Enterprises	100/50	300	49.00	49.00	49.00	48.25	0.75	-	-	52.00	-	9612	-	12.24	4.00	-	-	126.94	0.39
MAQ Paper	100/20	120	98.00	96.00	97.50	94.00	3.50	-	-	85.00	-	9712	20/9/98	18.47	5.28	10.00	10.26	123.04	0.79
Monospool Paper	100/5	1,110	51.50	47.50	49.25	47.25	2.00	-	-	-	-	9806	15/9/98	1.88	26.20	-	-	178.33	0.28
Padma Printers	10/50	4,700	13.00	12.60	12.60	12.80	(0.20)	-	-	19.40	-	9612	23/12/96	-	-	-	-	10.00	1.26
Paper Process	100/10	3,230	44.00	43.25	43.50	43.50	-	-	-	-	-	9512	26/12/97	2.62	16.60	-	-	82.03	0.53
Sonali Paper	10/50	200	20.00	20.00	20.00	21.30	(1.30)	-	-	26.00	-	9606	30/12/96	1.07	18.69	1.50	7.50	10.19	1.96
Services & Real Estate																			
BD Hotel	10/50	-	-	-	-	-	-	-	-	-	-	9712	17/9/98	5.52	-	3.00	-	290.43	-
BD Services	10/50	-	-	-	-	-	-	-	-	-	-	9612	24/12/97	1.78	-	1.00	-	36.52	-
Eastern Housing	100/20	5,120	122.25	119.00	122.00	120.75	1.25	280	120.75	120.00	0.75	9807	27/12/98	20.05	6.08	16.00	13.11	126.72	0.96
Samorita Hospital	100/50	180,750	159.50	151.75	156.00	149.00	7.00	74,150	155.75	149.75	6.00	9706	19/3/98	3.91	39.90	-	-	109.22	1.43
Shine Pukur Holdings	100/50	10,100	65.25	64.50	65.00	64.50	0.50	2,800	64.75	64.25	0.50	9712	10/12/98	11.05	5.88	10.00	15.38	104.55	0.62
Miscellaneous																			
Apex Footwear	100/20	240	144.00	144.00	144.00	143.25	0.75	-	-	138.25	-	9812	15/4/99	2.78	51.80	-	-	210.02	0.69
Apex Tannery	100/10	530	194.25	191.50	192.50	193.50	(1.00)	50	190.00	191.00	(1.00)	9806	26/11/98	16.96	11.35	25.00	12.99	405.94	0.47
Aramit	10/50	17,200	38.40	37.90	38.00	37.70	0.30	-	-	38.20	-	9712	27/9/98	3.49	10.89	2.30	6.05	26.79	1.42
Aramit Cement	100/50	2,000	114.00	113.00	113.50	114.25	(0.75)	-	-	112.50	-	9712	-	-	-	-	-	100.00	1.14
Bata Shoe	10/100	4,000	95.50	93.00	94.30	93.80	0.50	-	-	-	-	9712	3/6/98	11.92	7.91	9.00	9.54	37.01	2.55
BD Luggage	100/50	350	52.25	51.25	51.25	51.50	(0.25)	-	-	51.00	-	9606	-	-	-	-	-	100.00	0.51
Bengal Fine Ceramic	100/50	350	120.00	111.00	113.75	112.50	1.25	-	-	119.50	-	9806	17/12/98	10.51	10.82	10.00	8.79	100.51	1.13
BEXIMCO	10/100	9,100	45.60	44.50	45.10	44.50	0.60	100	45.00	45.30	(0.30)	9712	5/11/98	10.45	4.32	2.50	5.54	28.84	1.56
BSC	100/5	-	-	-	-	90.00	-	-	-	102.00	-	9606	19/12/96	(74.44)	-	-	-	(556.00)	-
Chittagong Cement	100/5	460	490.50	487.00	489.50	488.25	1.25	175	483.25	483.00	0.25	9806	15/4/99	53.29	9.19	40.00	8.17	137.57	3.56
Confidence Cement	100/20	600	213.00	212.00	212.25	211.00	1.25	20	210.25	213.50	(3.25)	9806	17/2/99	50.98	4.16	25.00	11.78	250.33	0.85
Excelsior Shoes	100/50	2,350	53.00	52.25	52.50	52.25	0.25	1,850	52.50	52.25	0.25	9709	31/3/98	8.02	6.55	-	-	121.58	0.43
Fu-Wang Ceramic	100/50	13,000	141.00	137.25	137.75	138.75	(1.00)	-	-	132.00	-	9806	17/12/98	2.64	52.18	5.00	3.63	104.37	1.32
GQ Ball Pen	10/50	850	73.00	71.00	72.40	70.30	2.10	100	72.00	62.00	10.00	9712	24/8/98	8.97	8.07	3.50	4.83	99.11	0.73
Highspeed Ship	100/5	-	-	-	-	-	-	-	-	-	-	9806	31/12/98	(11.36)	-	-	-	100.00	-
Himadri	10/100	-	-	-	-	-	-	-	-	-	-	9812	29/9/97	1.13	-	-	-	12.86	-
Lexco	100/10	3,450	165.00	156.75	160.75	159.25	1.50	110	162.75	153.00	9.75	9712	10/9/98	10.80	14.88	10.00	6.22	550.47	0.29
Mark BD Shilpa & Engg.	100/50	150	63.50	62.50	63.00	62.50	0.50	-	-	62.50	-	9706	29/12/97	13.54	4.65	11.00	17.46	218.88	0.29
Meghna Cement	100/50	100	132.50	132.50	132.50	131.00	1.50	250	130.00	130.25	(0.25)	9712	24/9/98	14.29	9.27	10.00	7.55	108.76	1.22
Monno Ceramic	100/5	200	337.00	332.00	334.00	331.75	2.25	-	-	325.00	-	9806	10/12/98	34.35	9.72	35.00	10.48	239.34	1.40
Niloy Cement	100/50	100	108.75	108.75	108.75	108.50	0.25	-	-	107.75	-	9806	17/12/98	0.95	114.47	-	-	100.62	1.08
Paragon Leather	100/50	34,700	56.75	54.75	56.25	54.75	1.50	3,400	56.00	55.00	1.00	9706	27/5/98	9.44	5.96	10.00	17.78	113.73	0.49
Phoenix Leather	100/5	-	-	-	-	283.25	-	-	-	-	-	9606	5/1/97	38.26	7.40	-	-	12.89	21.97
Rose Heaven Ball Pen	10/500	27,000	15.90	15.60	15.80	15.50	0.30	3,000	15.80	15.80	0.30	9806	19/12/98	1.13	13.98	1.00	6.33	16.52	0.96
Samata Leather	100/50	150,000	79.50	66.50	76.25	66.50	9.75	12,750.00	75.25	67.75	7.50	9712	-	6.05	12.60	-	-	176.72	0.43
Savar Refractories	100/5	-	-	-	-	75.00	-	-	-	-	-	9806	25/3/99	0.43	174.42	-	-	100.97	0.74
Sinobangla Industries	10/500	280,500	15.40	14.70	15.00	14.70	0.30	35,500	15.00	14.70	0.30	9806	-	0.22	68.18	-	-	10.22	1.47
Standard Ceramic	100/50	-	-	-	-	118.00	-	-	-	122.00	-	9706	23/6/98	13.37	8.83	10.00	8.47	231.99	0.51
Texpick Industries	100/10	-	-	-	-	59.00	-	-	-	-	-	9706	24/12/97	1.24	47.58	-	-	128.69	0.46
The Engineers	100/5	-	-	-	-	101.00	-	-	-	-	-	9806	27/12/97	75.82	1.33	10.00	9.90	387.50	0.26
Usmania Glass	100/5	115	222.00	218.00	220.50	220.25	0.25	5	210.00	220.00	(10.00)	9806	23/4/99	(62.66)	-	15.00	6.80	461.48	0.48
Insurance																			
BGIC	100/10	-	-	-	-	274.00	-	-	-	265.00	-	9712	10/9/98	39.57	6.92	25.00	9.12	234.52	1.17
Central Insurance	100/20	-	-	-	-	130.00	-	-	-	125.00	-	9712	16/9/98	26.00	5.00	20.00	15.38	157.46	0.83
Delta Life Insurance	100/5	315	510.00	500.00	505.00	503.25	1.75	-	-	470.00	-	9712	27/9/98	-	-	35.00	6.93	100.00	5.05
Eastern Insurance	100/20	-	-	-	-	151.50	-	-	-	205.31	-	9712	12/8/98	28.93	5.24	20.00	13.20	158.46	0.96
Eastland Insurance	100/20	-	-	-	-	147.00	-	-	-	180.00	-	9712	27/7/98	31.01	4.74	18.00	12.24	213.01	0.69
Federal Insurance	100/50	-	-	-	-	126.00	-	50.00	120.00	119.75	0.25	9712	17/12/98	17.77	7.09	15.00	11.90	153.86	0.82
Green Delta Insurance	100/10	30	430.00	420.25	425.00	448.00	(23.00)	-	-	415.00	-	9712	25/6/98	58.11	7.31	35.00	8.24	282.66	1.50
Janata Insurance	100/20	-	-	-	-	134.00	-	-	-	125.00	-	9712	12/10/98	71.90	1.86	10.00	7.46	177.33	0.76
Karnaphuli Insurance	100/20	580	138.00	128.00	136.00	125.50	10.50	-	-	-	-	9712	24/9/98	21.11	6.44	18.00	13.24	181.20	0.75
National Life Insurance	100/20	-	-	-	-	160.50	-	-	-	222.75	-	9712	4/7/98	-	-	20.00	12.46	100.00	1.61
People Insurance	100/20	-	-	-	-	680.00	-	-	-	801.00	-	9712	7/9/98	31.34	21.70	21.00	3.09	243.19	2.80
Phoenix Insurance	100/20	1,320	250.00	242.00	247.25	239.00	8.25	-	-	226.00	-	9712	20/5/98	38.56	6.41	30.00	12.13	205.42	1.20
Pragati Insurance	100/10	100	469.00	460.00	464.50	462.50	2.00	-	-	416.50	-	9712	22/7/98	79.08	5.87	35.00	7.53	438.47	1.06
Purabi Insurance	100/50	-	-	-	-	75.00	-	-	-	-	-	9712	17/12/98	14.00	5.36	5.00	6.67	114.20	0.66
Reliance Insurance	100/50	650	315.00	306.00	312.25	300.00	12.25	-	-	380.00	-	9712	22/6/98	50.43	6.19	30.00	9.61	363.45	0.86
Rupali Insurance	100/20	-	-	-	-	200.00	-	40.00	205.00	180.00	25.00	9712	10/8/98	32.55	6.14	25.00	12.50	254.12	0.79
Sandhani Life Insurance	100/50	-	-	-	-	88.00	-	-	-	95.00	-	9712	10/12/98	-	-	5.00	5.68	100.00	0.88
United Insurance	100/10	-	-	-	-	240.00	-	-	-	-	-	9712	17/5/98	27.90	8.60	20.00	8.33	206.28	1.16

DEBENTURE

Name	Nature of Debenutre	Year of Float	Date of Maturity	Date of Conversion	Interest Due	FV/ML Tk/Nos	Day's Closing Price DSE Tk	Day's Closing Price CSE Tk
Aramit Cement	14%, 20% Convertible, 80% Redeemable	1998	September, 2008	September, 2000	Mar, Sep	2500/2	2,180.50	
BCIL	17%, 20% Convertible, 80% Redeemable	1993	December 31, 1999	February 1, 1995	Jan, Jul	480/1		
BD Luggage	14%, 20% Convertible, 80% Redeemable	1996	September 5, 2003	September 5, 1998	Mar, Sep	2500/2	1,667.50	
BD Zipper	14%, 20% Convertible, 80% Redeemable	1995	August 1, 2002	August 1, 1997	Feb, Aug	1800/2	1,220.00	
Beximco Denims	14%, 100% Redeemable	1995	July 10, 2005		Jan, Jul	2500/2		
Beximco Fisheries	14%, 100% Redeemable	1994	May 1, 2004		Jan, Jul	2571.42/1		
Beximco Infusion	17%, 100% Redeemable	1992	October 31, 2000		Oct, Apr	700/2		
Beximco Synthetics	14%, 100% Redeemable	1993	September 1, 2003		Mar, Sep	1963/2		
Beximco Textile	14%, 100% Redeemable	1995	July 1, 2005		Jan, Jul	2500/2		
Beximco Knitting	14%, 20% Convertible, 80% Redeemable	1994	July 1, 2004	July 1, 1995	Jan, Jul	2056/2	1,750.00	
Eastern Housing	15%, 10% Convertible, 90% Redeemable	1994	January 1, 2000	July 1, 1995	Jan, Jul	1687.5/1		

COMPANY CALENDAR

Company	Declaration Year End	Declaration Div/Bon/Rght	Book Closure From	Book Closure To	AGM/EGM Date & Time	AGM/EGM Venue
United Leasing	9812	25%	23/04/99	20/05/99	20/5/99 3.30pm	Hotel Sonargaon
Singer BD	9901	30% F	16/05/99	29/05/99	29/05/99	Factory Premises
Paragon Leather	9806				26/5/99 11am	Foy's Lake Eye Hos.
Bata	9812	20% F	10/05/99	03/06/99	3/6/99 10.30 am	Factory Premises
ACI	9812	25%	06/05/99	20/05/99	20/5/99 11am	RAOA Club, Mohakhali
United Insurance	9812	17% F	11/05/99	25/05/99	25/5/99 4pm	Hotel Sonargaon
Glaxo Wellcome	9712	30% F	06/05/99	20/05/99	20/5/99 11am	Hotel Agrabad, Ctg.
Bengal Biscuit	18th AGM will be held shortly. Board recommended no dividend.					
Shyampur Sugar	9806		10/06/99		24/6/99 10am	80 Motijheel C/a.
Ashraf Tex	9806		01/06/99	14/06/99	14/6/99 11am	Factory Premises
IDLC	9812	25%	26/05/99	10/06/99	10/6/99 10am	Hotel Sonargaon
Renata	9812	25%	07/06/99	16/06/99	16/06/99	

NOTES

FI/ML	: Face Value / Market Lots	Vol	: Volume	P/E (x)	: Price/Earning (Times)	Price/NAV(x)	: Price/Net Asset Value(Times)	Avg.	: Average	Nos	: Numbers
TK/Nos	: Taka/Number of Shares	EPS	: Earning Per Share	DPS	: Dividend Per Share	Tkm	: Taka in Million	Prev.	: Previous	Chg.	: Change